







**INDEX**












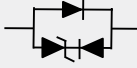








**ESD Products.....01~13**

**DFN Schottky Products.....14~14**


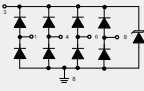

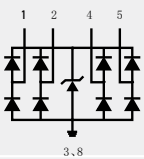

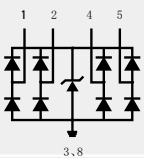

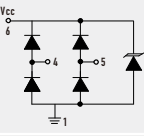

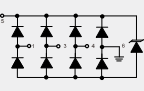

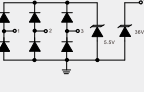

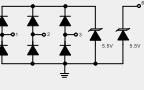

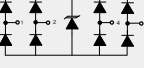



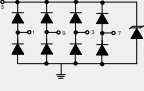
## ▶ ESD Products

Part No.	Package Type	Internal Configuration	Reverse Standoff Voltage VRWM(V)	Breakdown voltage VBR(V) Min@IT	Peak Power Dissipation PPK	Maximum Peak Pulse Current IPP	Maximum Reverse Leakage IR@VRWM	Maximum Clamping Voltage VC @MAX IPP	MAX CJ@VR=0V, f=1MHZ
			V	V	W	A	uA	V	pF
ESDBL5V0AE1	 0201		5	5.8	62.5	5	0.1	12.5	TYP 10
ESDBV5V0AE1	 0201		5	5.6	52	4	1	13	TYP 2
ESDBU5V0AE1	 0201		5	6.5	80	4	1	20	0.9
ESDU5V0AE1	 0201		5	5.8	80	4	1	20	0.9
ESDSL18V0AE1	 0201		18	24	120	1	1	30	0.5
ESDB5V0AE2	 0201-A		5	6	84	7	0.1	12	25
ESDBL5V0AE2	 0201-B		5	5.8	62.5	5	0.1	12.5	TYP 10
ESDBV5V0AE2	 0201-B		5	5.6	52	4	1	13	TYP 2
ESD3V3L	 DFN1006-2		3.3	4.2	300	20	1	15	250
ESDSL3V3LB	 DFN1006-2		3.3	5	100	5	0.05	20	0.3


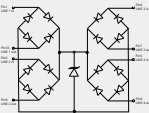



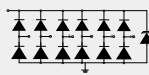














## ▶ ESD Products

Part No.	Package Type	Internal Configuration	Reverse Standoff Voltage VRWM(V)	Breakdown voltage VBR(V) Min@IT	Peak Power Dissipation PPK	Maximum Peak Pulse Current IPP	Maximum Reverse Leakage IR@VRWM	Maximum Clamping Voltage VC @MAX IPP	MAX Cj@VR=0V, f=1MHZ
			V	V	W	A	uA	V	pF
ESDLC3V3LB	 DFN1006-2		3.3	6.8	-	1	0.1	11	3.1
ESDLC5V0LB	 DFN1006-2		5	9	105	1	0.2	8	10
ESD5V0L	 DFN1006-2		5	6	300	1	0.5	7	160
ESD5V0LB	 DFN1006-2		5	6	400	25	0.5	16	100
ESDSL5V0LB	 DFN1006-2		5	6	80	4	0.5	20	0.35
ESDSL5V0L	 DFN1006-2		5	6	80	4	0.1	16	0.7
ESD12VLB	 DFN1006-2		12	13.3	350	1	0.1	15	50
ESD12VL	 DFN1006-2		12	13.3	300	12	0.1	25	60
ESDSL16VLB	 DFN1006-2		16	18	30	1	0.1	30	0.9
ESD24VLB	 DFN1006-2		24	27	300	1	0.1	40	20





















# ▶ ESD Products

Part No.	Package Type	Internal Configuration	Reverse Standoff Voltage VRWM(V)	Breakdown voltage VBR(V) Min@IT	Peak Power Dissipation PPK	Maximum Peak Pulse Current IPP	Maximum Reverse Leakage IR@VRWM	Maximum Clamping Voltage VC @MAX IPP	MAX Cj@VR=0V, f=1MHZ
			V	V	W	A	uA	V	pF
ESDLC0514MP	 MSOP-10		5	6	100	5	0.5	20	0.8
ESDLC5V0DFN10	 DFN-10		5	6	150	5	1	28	TYP 0.5
ESDLC0524DFN10	 DFN-10		5	6.1	150	5	0.9	28	0.8
ESDLC0502P2	 DFN1210-6		5	6	125	5	0.5	25	0.5
ESDLC0503P6	 DFN1610-6		5	6	100	4	0.5	25	0.5
ESDLC3603P3	 DFN1616-6		5.5(DP, DM, USB ID TVS) 36(VBus TVS)	6.5(DP, DM, USB ID TVS) 38(VBus TVS)	100(DP, DM, USB ID TVS) 300(VBus TVS)	5(DP, DM, USB ID TVS) 4(VBus TVS)	0.5(DP, DM, USB ID TVS) 0.2(VBus TVS)	20(DP, DM, USB ID TVS) 75(VBus TVS)	0.8(DP, DM, USB ID TVS) 100(VBus TVS)
ESDLC0504P3	 DFN1616-6		5.5	6.5	60	5	0.5	12	0.40
ESDLC3304P5	 DFN2510-10		3.3	...	50	5	0.5	10	0.80
ESDLC0544P5	 DFN2510-10		6	6	100	4	0.5	25	0.3
ESDLC3304P8	 DFN2626-10		3.3	3.5	450	25	0.5	20	5





















## ▶ ESD Products

Part No.	Package Type	Internal Configuration	Reverse Standoff Voltage VRWM(V)	Breakdown voltage VBR(V) Min@IT	Peak Power Dissipation PPK	Maximum Peak Pulse Current IPP	Maximum Reverse Leakage IR@VRWM	Maximum Clamping Voltage VC @MAX IPP	MAX Cj@VR=IV, f=1MHZ
			V	V	W	A	uA	V	pF
ESDLC2504P9	 DFN3020-10		2.5	...	1000	1	0.5	4.5	2.5
ESDLC5V0PB8	 DFN3810-9		5	6	100	5	0.5	20	0.35
ESDLC5V0PA6	 DFN4120-10		5	6	100	5	0.5	20	0.4
ESDSL3V3LPBE	 SOD-882E		3.3	4.8	...	1	1	10	0.9
ESD5V0LP	 SOD-882		5	6.2	107	8.7	1	12.3	TYP 65
ESD5V0LPB	 SOD-882		5	5.8	...	11.2	0.1	10	30
ESDLC5V0LPB	 SOD-882		5	5.8	...	5	0.1	12.5	15
ESDSL5V0LP	 SOD-882		5	5.4	105	1	1	10	0.9
ESDSL5V0LPB	 SOD-882		5	5.6	...	4	1	13	TYP 3
ESD3V3D9	 SOD-923		3.3	5	100	5	1	8.8	50








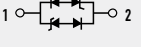

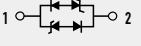





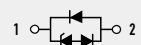



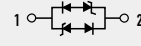
## ▶ ESD Products

Part No.	Package Type	Internal Configuration	Reverse Standoff Voltage VRWM(V)	Breakdown voltage VBR(V) Min@IT	Peak Power Dissipation PPK	Maximum Peak Pulse Current IPP	Maximum Reverse Leakage IR@VRWM	Maximum Clamping Voltage VC @MAX IPP	MAX Cj@VR=0V, f=1MHZ
			V	V	W	A	uA	V	pF
ESD3V3D9B	 SOD-923		3.3	4	80	...	1	...	TYP 8
ESD5V0D9	 SOD-923		5	6	100	5	1	11	40
ESD5V0D9B	 SOD-923		5	5.6	...	5	1	11	TYP 15
ESDLC5V0D9	 SOD-923		5	5.4	100	1	1	9.8	TYP 0.5
ESDLC5V0D9B	 SOD-923		5	5.6	80	...	1	...	TYP 2.1
ESDSL5V0D9B	 SOD-923		5	5.6	80	...	1	...	TYP 0.6
ESD7V0D9	 SOD-923		7	8	100	5	1	14.8	30
ESD12VD9	 SOD-923		12	13.5	100	1	1	18.4	TYP 15
ESD3V3D7	 SOD-723		3.3	5	113	10.4	2.5	11.9	TYP 80
ESD5V0D7	 SOD-723		5	6.2	117	8.8	1	13.3	TYP 65

## ▶ ESD Products






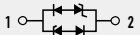









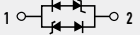




Part No.	Package Type	Internal Configuration	Reverse Standoff Voltage VRWM(V)	Breakdown voltage VBR(V) Min@IT	Peak Power Dissipation PPK	Maximum Peak Pulse Current IPP	Maximum Reverse Leakage IR@VRWM	Maximum Clamping Voltage VC @MAX IPP	MAX Cj@VR=0V, f=1MHZ
			V	V	W	A	uA	V	pF
ESDLC5V0D7B	 SOD-723		5	5.8	0.1	5	0.1	12.5	TYP 12
ESD12VD7	 SOD-723		12	13.5	128	5.4	1	23.7	TYP 30
ESD3V3D5	 SOD-523		3.3	5	158	16	0.08	13	TPY 105
ESD3V3D5B	 SOD-523		3.3	4.2	96	8	0.5	12	TYP 16
ESDBV5V0D5	 SOD-523		5	5.6	52	4	1	13	TYP 3
ESD5V0D5	 SOD-523		5	6.2	174	9.4	0.08	18.6	TYP 80
ESD5V0D5B	 SOD-523		5	5.8	150	12	1	13	TYP 27
ESDLC5V0D5B	 SOD-523		5	5.8	0.15	5	0.1	12	TYP 12
ESD7V0D5	 SOD-523		7	7.5	200	8.8	0.03	22.7	TYP 65
ESD12V0D5	 SOD-523		12	14.1	240	9.6	0.02	25	TYP 55

## ▶ ESD Products








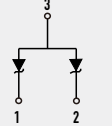

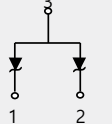

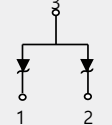

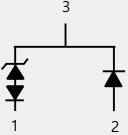

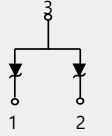

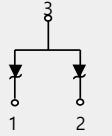

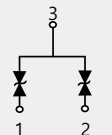
Part No.	Package Type	Internal Configuration	Reverse Standoff Voltage VRWM(V)	Breakdown voltage VBR(V) Min@IT	Peak Power Dissipation PPK	Maximum Peak Pulse Current IPP	Maximum Reverse Leakage IR@VRWM	Maximum Clamping Voltage VC @MAX IPP	MAX CJ@VR=0V, f=1MHZ
			V	V	W	A	uA	V	pF
ESD3V3D3	 SOD-323		3.3	5	500	7	1	9.3	TYP 100
ESD3V3D3B	 SOD-323		3.3	4.2	500	30	0.5	17	200
ESDLC3V3D3	 SOD-323		3.3	4	350	28	20	36	TYP 4.5
ESDLC3V3D3B	 SOD-323		3.3	4	350	28	1	36	TYP 4.5
ESDSL3V3D3B	 SOD-323		3.3	4	350	20	0.1	...	1.5
ESD5V0D3	 SOD-323		5	6.2	350	15	1	15.5	TYP 350
ESD5V0D3B	 SOD-323		5	5.8	120	8	1	15	TYP 27
ESDLC5V0D3	 SOD-323		5	6	350	21	5	32	TYP 5
ESDLC5V0D3B	 SOD-323		5	6	350	21	1	32	TYP 5
ESDSL5V0D3B	 SOD-323		5	6	350	18	0.5	28	3




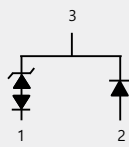

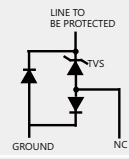

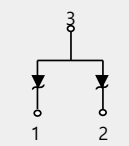

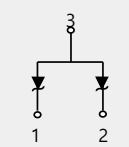

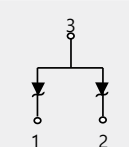

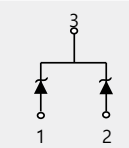

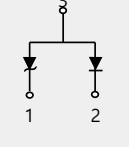

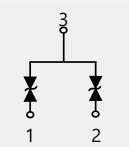

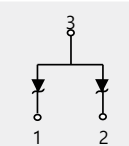

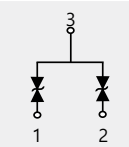
## ▶ ESD Products

Part No.	Package Type	Internal Configuration	Reverse Standoff Voltage VRWM(V)	Breakdown voltage VBR(V) Min@IT	Peak Power Dissipation PPK	Maximum Peak Pulse Current IPP	Maximum Reverse Leakage IR@VRWM	Maximum Clamping Voltage VC @MAX IPP	MAX Cj@VR=0V, f=1MHZ
			V	V	W	A	uA	V	pF
SD05	 SOD-323		5	6	500	40	1	12.5	350
SD05C	 SOD-323		5	6	350	24	1	13.5	TYP125
ESDLC12VD3B	 SOD-323		12	13.3	350	11	1	28.6	TYP3
ESD12VD3	 SOD-323		12	13.3	350	12	1	33	TYP150
ESD12VD3B	 SOD-323		12	13.5	350	1	1	15.5	100
ESDN12VD3	 SOD-323		12	13	990	30	1	27	100
ESDLC12VD3	 SOD-323		12	13.3	350	11	5	28.6	TYP3
ESDULC12VD3B	 SOD-323		12	13.3	500	12	0.2	29	TYP2
SD15C	 SOD-323		15	16.7	350	12	1	40	75
SD24C	 SOD-323		24	26.7	350	8	1	62	50


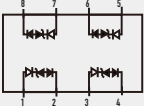

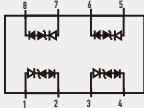

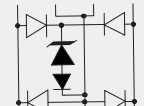

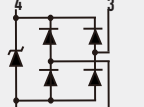

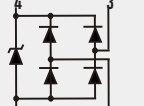

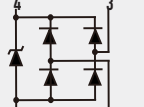

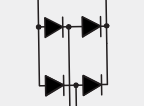

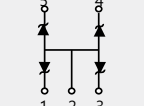

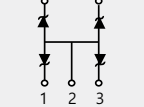

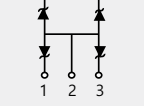
## ▶ ESD Products

Part No.	Package Type	Internal Configuration	Reverse Standoff Voltage VRWM(V)	Breakdown voltage VBR(V) Min@IT	Peak Power Dissipation PPK	Maximum Peak Pulse Current IPP	Maximum Reverse Leakage IR@VRWM	Maximum Clamping Voltage VC @MAX IPP	MAX CJ@VR=0V, f=1MHZ
			V	V	W	A	uA	V	pF
ESD24VD3	 SOD-323		24	26.6	350	1	1	43	TYP 80
ESD39VD3B	 SOD-323		39	35.1	...	...	0.1@VR=30V	...	30
ESDH12VD1	 SOD-123		12	13	4200	120	1	35	TYP 620
ESDLC5V0T7	 SOT-723		5	5.6	110	5	1	Pin1~Pin2: 23 Pin1/Pin2~ Pin3:20	Pin1~Pin2: 2 Pin1/Pin2~ Pin3:3.5
ESDLC5V0T5	 SOT-523		5	5.6	125	5	1	Pin1~Pin2: 23 Pin1/Pin2~ Pin3:20	Pin1~Pin2: 2 Pin1/Pin2~ Pin3:3.5
ESDU5V0T5	 SOT-523		5	9.4	...	1	1	11	TYP 0.5
SLVU2.8	 SOT-23		2.8	3	500	5	1	8	TYP 13
ESD3V3AP	 SOT-23		3.3	5	225	13.3	10	7.5	TYP 150
SM05	 SOT-23		5	6.2	300	12	10	9.8	TYP 110
ESD5V0T2B	 SOT-23		5	5.5	150	12	1	16	TYP 30


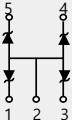

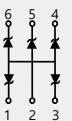

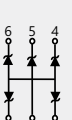

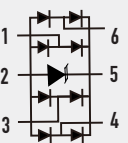

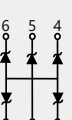

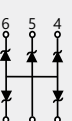

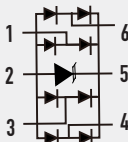

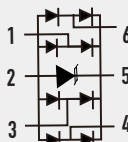

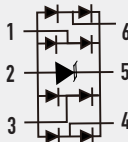

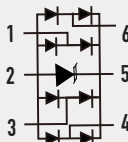
# ▶ ESD Products

Part No.	Package Type	Internal Configuration	Reverse Standoff Voltage VRWM(V)	Breakdown voltage VBR(V) Min@IT	Peak Power Dissipation PPK	Maximum Peak Pulse Current IPP	Maximum Reverse Leakage IR@VRWM	Maximum Clamping Voltage VC @MAX IPP	MAX Cj@VR=0V, f=1MHZ
			V	V	W	A	uA	V	pF
ESDLC5V0T2	 SOT-23		5	6.2	500	5	0.5	10	TYP 3
ESDLC5V0C2	 SOT-23		5	6	650	25	1	26	2
ESDSL5V0T2	 SOT-23		5	6	100	5	0.5	20	Pin1 and Pin2:0.4 Pin1 or Pin2 to Pin3:0.8
ESDA6V1L	 SOT-23		5.25	6.1	300	...	20	...	TYP 140
SM12	 SOT-23		12	13.3	300	11.2	1	19	TYP 60
SM12C	 SOT-23		12	13.3	300	11.2	1	19	TYP 95
SL12	 SOT-23		12	13.3	300	12	0.5	24	5
SM712	 SOT-23		Pin3~Pin1/Pin2:7 Pin1/Pin2~ Pin3:12	Pin3~Pin1/Pin2: 7.5 Pin1/Pin2~ Pin3:13.3	400	12	1	Pin3~Pin1/Pin2:10.5 Pin1/Pin2~ Pin3:21	TYP 45
SM22	 SOT-23		22	27	300	3	0.2	44	TYP 80
SM24B	 SOT-23		24	27	300	4	0.2	70	20




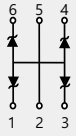
# ▶ ESD Products



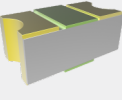

Part No.	Package Type	Internal Configuration	Reverse Standoff Voltage VRWM(V)	Breakdown voltage VBR(V) Min@IT	Peak Power Dissipation PPK	Maximum Peak Pulse Current IPP	Maximum Reverse Leakage IR@VRWM	Maximum Clamping Voltage VC @MAX IPP	MAX CJ@VR=0V, f=1MHZ
			V	V	W	A	uA	V	pF
ESD2V8P8U	 SOP-8		2.8	3	400	...	1	...	TYP 3
ESDLC2V8P8U	 SOP-8		2.8	3	400	...	1	...	0.7
LC03-3.3	 SOP-8		3.3	...	7200	150	0.5	48	16
ESD5V0T143-4U	 SOT-143		5	6	500	...	5	...	3
LSR05	 SOT-143		5	6	90	5	0.5	18	0.8
SR05	 SOT-143		5	6	500	25	0.5	20	6
SR70	 SOT-143		70	85	...	24	5	7	Between I/O pins and Ground:10 Between I/O pins: Typ 3
ESD5V0L4	 SOT-553		5	6	200	5	5	13.5	80
ESDLC5V0L4	 SOT-553		5	6	20	1.6	1	11	14
ESD5V0J4	 SOT-353		5	6	200	5	2	12.5	TYP 90

## ▶ ESD Products









Part No.	Package Type	Internal Configuration	Reverse Standoff Voltage VRWM(V)	Breakdown voltage VBR(V) Min@IT	Peak Power Dissipation PPK	Maximum Peak Pulse Current IPP	Maximum Reverse Leakage IR@VRWM	Maximum Clamping Voltage VC @MAX IPP	MAX Cj@VR=0V, f=1MHZ
			V	V	W	A	uA	V	pF
ESDLC5V0J4	 SOT-353		5	6	20	1.6	1	9.8	14.5
ESD5V0M5	 SOT-563		5	6	100	5	5	13.5	TYP 32
ESDLC5V0M5	 SOT-563		5	6.2	20	1.6	1	12	11
SRV05-4S	 SOT-563		5	6	125	5	1	25	0.8
ESD5V0K5	 SOT-363		5	6	100	5	5	12.5	130
ESDLC5V0K5	 SOT-363		5	6.2	100	1.6	1	10.8	11.5
SRV05-4	 SOT-363		5	6	...	6	2	15 (@IPP=1A)	TYP 2
SRV05-4L	 SOT23-6L		5	6	350	12	1	12.5 (@IPP=1A)	TYP 1.5
SRV05-4A	 SOT23-6L		5	6	300	12	5	25	3
ESDU5V0H4	 SOT23-6L		5	6.5	125	5	1	25	0.8

## ▶ ESD Products

Part No.	Package Type	Internal Configuration	Reverse Standoff Voltage VRWM(V)	Breakdown voltage VBR(V) Min@IT	Peak Power Dissipation PPK	Maximum Peak Pulse Current IPP	Maximum Reverse Leakage IR@VRWM	Maximum Clamping Voltage VC @MAX IPP	MAX Cj@VR=0V, f=1MHZ
			V	V	W	A	uA	V	pF
ESDA6V1-4L	 SOT23-6L		5	6.1	80	3	1	12 (@Ipp=1A)	10
ESD12VK4	 SOT23-6L		12	13.3	220	9	1	24	TYP 45

Part No.	Package Type	Internal Configuration	Max Continuous Operating Voltage	Typ. Trigger Voltage @ 8KV	Typ. Clamping Voltage @ 8KV	Max Leakage Current @Max VDC	MAX Cj @VR=0V,f=1MHZ
			V	V	V	nA	pF
MLES12A-0402	 0402		12	300	20	10	0.3
MLES24B-0603	 0603		24	500	36	10	0.3

## ▶ DFN Schottky Products

Part No.	Package Types	Internal Configuration	Electrical Characteristics(Rating at 25°C Ambient Temperature)					
			Working Peak Reverse Voltage-VRWM(V)	Average Forward Current-IO(A)	Peak Forward Surge Current@ 8.3ms-IFSM(A)	Max. Forward Voltage Per Element-VF(V)	At Rated Forward Current-IF(A)	Max.DC Reverse Current at Rated DC Blocking Voltage-IRMAX(mA)
RB520S-30DP	 0201		30	0.1	0.5	0.45	0.01	0.02
RB521S-30DP	 0201		30	0.1	0.5	0.38	0.01	0.05
RB751S-40DP	 0201		40	0.03	0.2	0.37	0.001	0.0005
RB520S-30EP	 0201-B		30	0.1	0.5	0.45	0.01	0.02