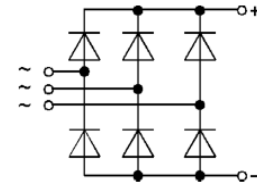


Three Phase Bridge Rectifier, 80 Amps

Features

- Easy connections
- Excellent power volume ratio
- Insulated type



MDS

Voltage Ratings ($T_J = 25^\circ\text{C}$ unless otherwise noted)				
Type number	Voltage code	V_{RRM} , Max. repetitive peak reverse voltage (V)	V_{RSM} , Max. non-repetitive peak reverse voltage (V)	I_{RRM} max @ T_J max (mA)
MDS80	80	800	900	8.0
	100	1000	1100	
	120	1200	1300	
	140	1400	1500	
	160	1600	1700	

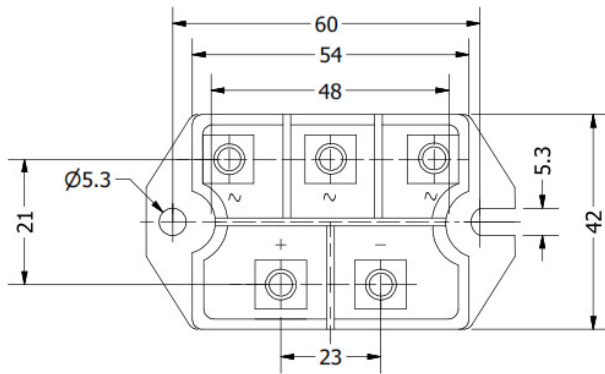


Electrical Specifications ($T_J = 25^\circ\text{C}$ unless otherwise noted)				
Parameters	Conditions	Symbol	Values	Units
Maximum DC output current	$T_C = 85^\circ\text{C}$	I_{DC}	80	A
Forward surge current (non-repetitive), one cycle	$f = 50$ Hz	I_{FSM}	950	A
Fusing current		I^2t	4500	A^2s
Maximum forward voltage drop	$I_{FM} = 80\text{A}, T_J = 25^\circ\text{C}$	V_{FM}	1.2	V
RMS isolation voltage		V_{ISO}	3000	V

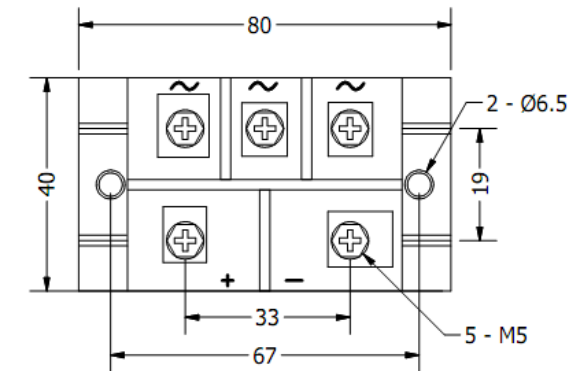
Thermal and Mechanical Specifications ($T_J = 25^\circ\text{C}$ unless otherwise noted)			
Parameters	Symbol	Values	Units
Maximum operating junction temperature range	T_J	- 40 to + 150	$^\circ\text{C}$
Maximum storage temperature range	T_{STG}	- 40 to + 150	$^\circ\text{C}$
Maximum thermal resistance, junction to case	$R_{th(J-C)}$	0.20	$^\circ\text{C}/\text{W}$
Mounting torque	to heatsink	$3 \pm 15\%$	Nm
	to terminal	$3 \pm 15\%$	
Approximate weight	W	165	g

Package Outline

(All dimensions in mm)



Package Type	T
--------------	---



Package Type	C
--------------	---

Ordering Table

MDS	80	/	120
1	2		3

1 – Three-Phase Bridge

2 – Current = I_D

3 – Voltage Code x 10 = V_{RRM} (See Voltage Ratings Table)