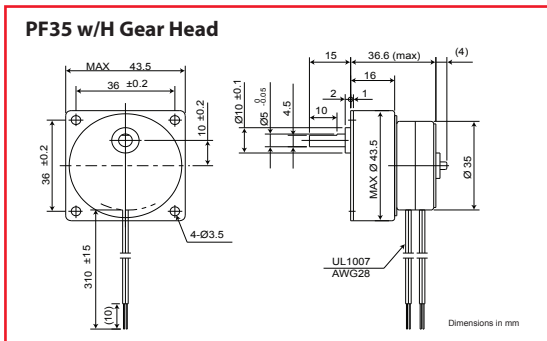


Specifications

Specification	Unit	PF35-24				PF35-48			
Type of Winding		Unipolar		Bipolar		Unipolar		Bipolar	
Excitation Mode*		Full step (2-2)				Full step (2-2)			
Step Angle	°	15 ±5%				7.5 ±5%			
Steps Per Revolution*		24				48			
Rated Voltage	V	12	5	12	5	12	5	12	5
Resistance	Ω	90 ±7%	16 ±7%	100 ±7%	17 ±7%	90 ±7%	16 ±7%	100 ±7%	17 ±7%
Inductance	mH	48	8.9	95	14	48	8.9	124	19
Holding Torque	mN·m	15	15	19	19	20	20	25	25
Rotor Inertia	kg·m ²	4.5 x 10 ⁻⁷				4.5 x 10 ⁻⁷			
Starting Pulse Rate*	pps	310				500			
Slewing Pulse Rate*	pps	410				530			
Operating Temp. Range	°C	-10 to +50							
Temperature Rise*	°C	55							
Weight	g	80							

Dimensions of Geared Model



Gear Ratio	6/25	1/5	3/25	1/10
Ordinary Torque	200mN·m			
Destruction Torque	600mN·m			

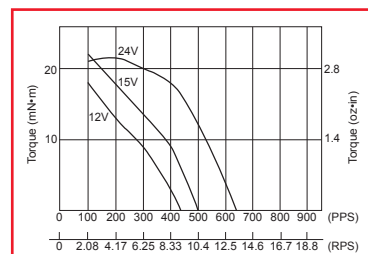
Gear Ratio	2/25	1/15	3/50	1/20	1/25
Ordinary Torque	250mN·m				
Destruction Torque	750mN·m				

Gear Ratio	1/30	1/50	1/60	2/125	1/75
Ordinary Torque	300mN·m				
Destruction Torque	900mN·m				

Gear Ratio	1/100	1/120	1/125	1/150	1/200	1/250	1/300
Ordinary Torque	400mN·m						
Destruction Torque	1800mN·m						

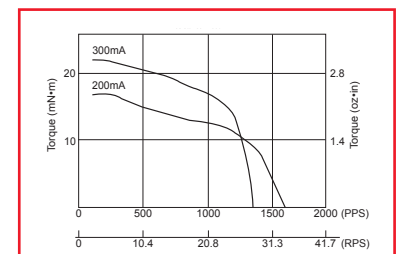
Torque Curve (pull-out torque)*

Bipolar Constant Voltage (48P1)



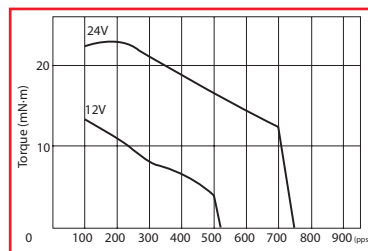
Coil Resistance: 100Ω

Bipolar Constant Current (48181)



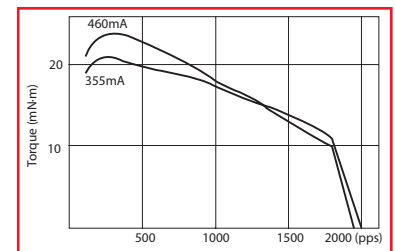
Coil Resistance: 18Ω Supply Voltage: 24V

Unipolar Constant Voltage (48C1)



Coil Resistance: 90Ω

Unipolar Constant Current (48071)



Coil Resistance: 20Ω Supply Voltage: 24V

All tin-can motor specifications are based on full-step constant voltage operation

Magnet type: Anisotropic

Note: Torque curves are for reference only and are not guaranteed