

Minebea
Passion to Exceed Precision

Contact Information

Tokyo Headquarters 3-9-6 Mita, Minato-ku, Tokyo 108-8330 Phone:+81-3-6758-6711 Fax:+81-3-6758-6700

Sales Divisions

Tokyo Office Phone : +81-3-6758-6748 Fax : +81-3-6758-6760

Nagoya Office Phone : +81-52-231-1181 Fax : +81-52-231-1157

Osaka Office Phone : +81-6-6263-8331 Fax : +81-6-6263-7388

NMB Technologies Corporation U.S.A. Phone : +1-248-919-2241 Fax : +1-248-919-2302

NMB-Minebea-GmbH Europe Phone : +49-6103-913-226 Fax : +49-6103-913-220

NMB-Minebea Thai Ltd. Bangkok Office Thailand Phone : +66-2-253-4897 Fax : +66-2-255-2875

NMB Singapore Ltd. Chai Chee Sales Office Singapore Phone : +65-6278-8522 Fax : +65-6278-8477

Minebea Trading (Shanghai) Ltd. China Phone : +86-21-5405-0707 Fax : +86-21-5404-7007

Minebea (Shenzhen) Ltd. China Phone : +86-755-8266-8846 Fax : +86-755-8266-8843

<http://www.minebea.co.jp/> Copyright 2015 Minebea Co., Ltd. Printed in Japan September 2015

Printed on paper made with wood from forest thinning. "Morino Chonai-Kai" (Forest Neighborhood Association)—Supporting sound forest management.

SALIOT™

SALIOT™


Minebea goes beyond your imagination of illumination and moves lighting to an exceptional experience. The integration of our preeminent optical technology and circuit, motor, and wireless communication technologies captures a new world of smart lighting.



SALIOT™

Smart Adjustable Light for the Internet Of Things

A brand new concept of illumination offers you an exceptional lighting experience.




The combination of the average color rendering index and color temperature in SALIOT will deliver a wide variety of superior experiences.



Light distribution angle can be adjusted from narrow (10°) to wide (30°) in SALIOT, which can set a selection area freely based on the irradiation symmetry and location, thereby optimizing lighting options for any application.

Discover the balance of light convergence and diffusion in our 1mm thick hybrid lens technology.

The combination of multiple optical elements and intricate prism patterns embedded in SALIOT's lens accomplishes superior efficiency and ultra-short focus, enabling the lens to freely control light.




Work on high-ceilings is now eliminated with SALIOT's one-touch control.



Work is controlled easily from the ground

Simplicity and safety along with reduced cost, labor and time are now assured by SALIOT through the elimination of high-cost and long-hours of work on high-ceilings.



Simple and easy operation from the ground

By installing an application in your smartphone, you can expertly control irradiation direction and light distribution angle with a single touch. SALIOT will enable you to operate various scenes safely, and efficiently.

SCENE:01

Usage Examples at Commercial Facilities



Narrow (10°) angle brings to life the brilliant display of precious stones, diamonds, luxurious watches or jewelry by creating a richly appointed, high grade image. SALIOT will accent the luxury and elegance of highly valuable merchandise on the spot.



A medium (20°) angle on mannequins will certainly highlight the latest high-end designer fashion. SALIOT's flexibility allows the stores to adapt to every fashion trend.




Set the stage for the best possible presentation by mixing medium (20°) angles. SALIOT will highlight the most essential part of any store display.




Reveal the beauty of a life scene display by combining wide (30°) and narrow (10°) angles on furniture or household appliances. SALIOT brings every beautiful detail to life.

SCENE:02

Usage Examples at Museums and Art Galleries



Functional light distribution design will facilitate a creative wallwasher effect. SALIOT illuminates softly and gently, while enhancing the attractiveness of each display.



Museums and art galleries will benefit by taking advantage of a narrow (10°) angle to highlight the exhibits with great artistic and historical value.

SCENE:03

Usage Examples at Car Dealerships



Car dealers can showcase the newest models and produce seasonal events by setting narrow (10°) to wide (30°) angles flexibly on the front of car dealerships.



By controlling light distribution angle from narrow (10°) to wide (30°), SALIOT highlights the shine and glow of new cars, enhancing their luxury and value.

SCENE:04

Usage Examples at Exhibition Halls and Conference Centers



SALIOT will strategically create an eye-catching effect at any large exhibition area. Brilliant displays of light will attract customers. Multiple use of SALIOT units in combination with multiple angles can bring focus to any spot.

SCENE:05

Usage Examples at Event Sites



Hello Kitty ©1976, 2015 SANRIO CO.,LTD.

Event hall located inside a shopping mall in Phnom Penh, Cambodia. SALIOT is being recognized for its top quality not only nationwide, but also worldwide.

Special Thanks to AEON MALL Phnom Penh

SALIOT

Part Number (White-WB Black-BB)	Input Voltage (V)	Power Consumption (with Motors)	Total Luminous Flux (Narrow~Wide)	Correlated Color Temperature (K)	Color Rendering Index
MS-V2595MB-XX	100~277 AC	47W (60W)	2380 ~ 2690 lm	2700	Ra 95
MS-V2495MB-XX	100~277 AC	47W (60W)	2480 ~ 2800 lm	3000	Ra 95
MS-V2395MB-XX	100~277 AC	47W (60W)	2570 ~ 2910 lm	3500	Ra 95
MS-V2295MB-XX	100~277 AC	47W (60W)	2630 ~ 2980 lm	4000	Ra 95
MS-V2195MB-XX	100~277 AC	47W (60W)	2670 ~ 3020 lm	5000	Ra 95
MS-V2583MB-XX	100~277 AC	47W (60W)	2720 ~ 3080 lm	2700	Ra 83
MS-V2483MB-XX	100~277 AC	47W (60W)	2840 ~ 3220 lm	3000	Ra 83
MS-V2383MB-XX	100~277 AC	47W (60W)	2990 ~ 3390 lm	3500	Ra 83
MS-V2283MB-XX	100~277 AC	47W (60W)	3120 ~ 3530 lm	4000	Ra 83
MS-V2183MB-XX	100~277 AC	47W (60W)	3170 ~ 3590 lm	5000	Ra 83

Product Features

Dimming Range	0, 1 ~ 100%
Movement Range (deg.)	Pan : 360°(±180°), Tilt : 90°
Light Angle (deg.)	Narrow (10°) ~ Wide (30°)
Recommended Remote Devices	iPhone (iPhone 5s,iPhone 5c,iPhone 6,iPhone 6 plus) , iPad (iPad air,iPad air 2,iPad mini 2,iPad mini 3) , iPod(iPod touch 5G)
Wireless Spec	Bluetooth 4.0 · 20m (est.)
Rated Life	40k hours (Lumen maintenance factor 70%)

Mechanical Specifications

Dimensions / mm Dimensions / in	Light unit : φ127 × 208L Power unit : 51t × 372w × 94L Light unit : φ5.0" × 8.2" Power unit : 2.0" × 14.6" × 3.5"
Weight	3.3 kg / 7.3 lb
Installation	Wiring through lighting duct; direct installation to ceiling.
Finish	White(WB) / Black(BB)

Horizontal illuminance Flexible options of light distribution angle from narrow (10°) to wide (30°)

