


- De facto industry standard for high-speed backplane applications
- All the features and functionality required in a system in a single connector
- 76 - 101 real signals per linear inch
- Telcordia and UL specification compliant
- Identical, fully intermateable/interchangeable second source
- RoHS compliant



The VHDM® connector platform is the industry standard for high-speed backplane applications, with measured system performance beyond 5 Gbps and billions of pins installed worldwide. Proven performance, design flexibility, and reliability are just a few of the reasons why.

VHDM

Optimized for singled-ended, high-density applications

- Delivering data rates up to 3.125 Gbps
- Less than 5% crosstalk
- Stripline shielding allows 100% of the pins to be used for signals

VHDM 6-Row wafer



VHDM 25 column guidance/polarizing module

VHDM 8-Row	101 real signals per linear inch (40 real signals per 10mm)	22mm min. slot pitch
VHDM 6-Row	76 real signals per linear inch (30 real signals per 10mm)	18mm min. slot pitch

The Amphenol TCS Advantage

"By offering design solutions and advice related to signal integrity between the chip, the design of the PCB, and finally, the connector, Amphenol TCS has the total signal path covered. This type of system solution approach provides an advantage over connector-only manufacturers."


- Fleck Research

VHDM H-Series

Backwards compatibility, superior signal integrity

- Enables data rates up to 6.25 Gbps
- 0.018" (0,045mm) PCB hole for improved performance
- Backwards compatibility — design into same slot — for fast, easy system upgrades

VHDM H-Series daughtercard module



VHDM H-Series 10 column backplane module


VHDM H-Series 8-Row	101 real signals per linear inch (40 real signals per 10mm)	22mm min. slot pitch
VHDM H-Series 6-Row	76 real signals per linear inch (30 real signals per 10mm)	18mm min. slot pitch

VHDM L-Series

Cost-performance optimized solution

- Open pin field version, ideal for TTL sense and control, and other low-speed data lines
- Enhanced performance by increasing ground-to-signal ratio, routing differentially, or by combining VHDM and/or VHDM-HSD™
- Can be used to reduce overall slot costs
- Stiffener compatible with the full VHDM product family


VHDM L-Series 5 column daughtercard module




Hybrid connector solution showing a combination of VHDM and VHDM L-Series

VHDM L-Series 8-Row	101 signals per linear inch (40 signals per 10mm)	22mm min. slot pitch
VHDM L-Series 6-Row	76 signals per linear inch (30 signals per 10mm)	18mm min. slot pitch


Industry Leading Connectors



Printed Circuit Backplanes



Integrated Backplane Systems



Design and Applications Solutions






VHDM RAM

Right Angle Male

- Grow systems horizontally by creating traditional backplane components in a right angle orientation
- Applications include cable I/O interfacing directly to the edge of the daughtercard, planar extender-card applications, and straight I/O into the right angle female VHDM connector
- Route single-ended or differentially

VHDM RAM 8-Row
shown with power and
ESD guide modules



VHDM RAM ESD
guide module


VHDM RAM 8-Row	101 signals per linear inch (40 signals per 10mm)	27mm min. slot pitch
VHDM RAM 6-Row	76 signals per linear inch (30 signals per 10mm)	20mm min. slot pitch

VHDM Stacker

Parallel board-to-board connector

- Press-fit solutions for stacking applications
- Route single-ended or differentially
- Stacking heights available from 18mm and up

VHDM Stacker
25 column module



VHDM Stacker
10 column module

VHDM Stacker 8-Row	101 signals per linear inch (40 signals per 10mm)	22mm min. slot pitch
VHDM Stacker 6-Row	76 signals per linear inch (30 signals per 10mm)	18mm min. slot pitch

Amphenol TCS

A Division of Amphenol Corporation

Amphenol TCS
44 Simon Street
Nashua, NH 03060
603.879.3000

Shanghai, China +86.21.5836.5500
Dublin, Ireland +353.1.241.4000

www.amphenol-tcs.com

VHDM and VHDM-HSD are trademarks or registered trademarks of Amphenol Corporation. Information contained in this document is summary in nature and subject to change without notice. Appearance of the final, delivered product may vary from the photographs shown herein. Patents: 5,672,064, 5,993,259, 6,238,245, 5,980,321, 6,299,483, and 6,293,827. Other patents pending.

© Amphenol Corporation 2008 • All rights reserved • Printed in USA

ATCS-208-0108-1K