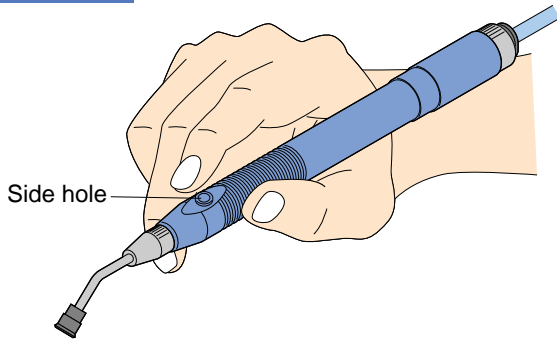


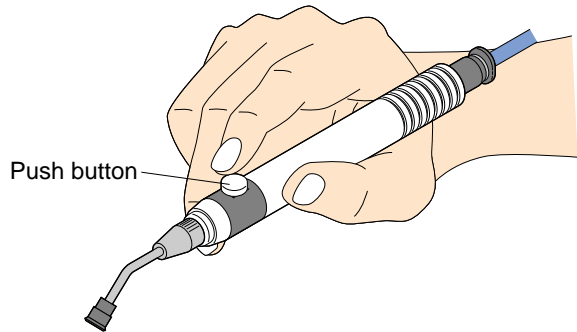
Vacuum Series Air Pincette

How to use

VTA



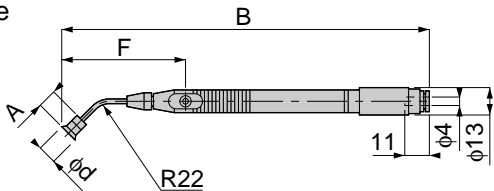
VTB



■ Send compressed air of 0.5MPa(72.5psi) to the air pincette. Close the side hole (the push button) with your finger to hold the work under suction. And open the side hole (the push button) to release the work.

VTA

Air Pincette



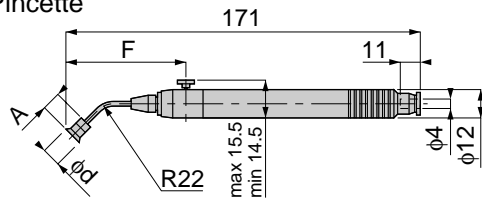
unit:mm

Model	Pad dia. φd	A	B	F	Mass (g)
VTA-□-2□□	2	8	181.5	64	21.5
VTA-□-4□□	4	8	181.5	64	21.5
VTA-□-6□□	6	11	184.5	66	22.5
VTA-□-8□□	8	9.5	183	66	22.5



VTB

Valve Air Pincette



unit:mm

Model	Pad dia. φd	A	F	Mass (g)
VTB-W-2R□	2	9	59	16
VTB-W-4R□	4	9	59	16
VTB-W-6R□	6	11	61	17
VTB-W-8R□	8	9.5	59.5	17



VTA PACKAGE

Air Pincette Package

Model : VTA-□-SET



VTB PACKAGE

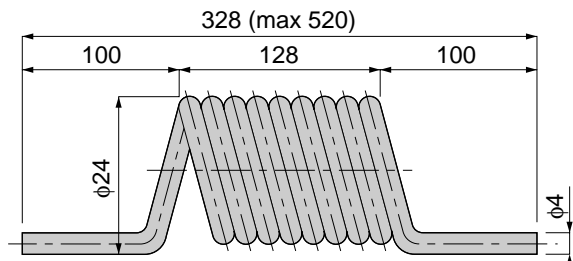
Valve Air Pincette Package

Model : VTB-W-SET



UL

Coiling Tube



● Products packed

- Air pincette
- φ2 Pad Rubber (Silicon)
- φ4 Pad Rubber (Silicon)
- φ6 Pad Rubber (Silicon)
- φ8 Pad Rubber (Silicon)

- Adapter for φ2 φ4 Pad
- Adapter for φ6 φ8 Pad
- Coiling Tube (color)