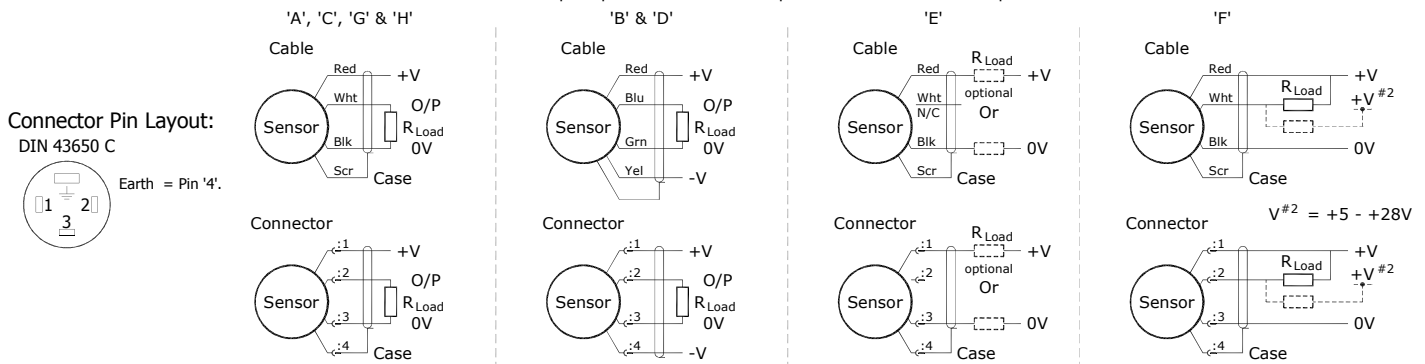


Installation Information

LIPS[®] P133 MID STROKE LINEAR POSITION SENSOR

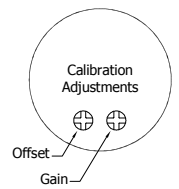
Output Option	Output Description:	Supply Voltage: V _s (tolerance)	Load resistance: (include leads for 4 to 20mA O/Ps)
A	0.5 - 4.5V (ratiometric with supply)	+5V (4.5 - 5.5V)	≥ 5kΩ
B	±5V	±15V nom. (±9 - 28V)	≥ 5kΩ
C	0.5 - 9.5V	+24V nom. (13 - 28V)	≥ 5kΩ
D	±10V	±15V nom. (±13.5 - 28V)	≥ 5kΩ
E	4 - 20mA 2 wire Current Loop	+24V nom. (18 - 28V)	≈ 0 - 300Ω max. @24V ~ 1.2 to 6V across 300Ω {R _L max. = (V _s - 18) / 20 ⁻³ }
F	4 - 20mA 3 wire Sink	+24V nom. (13 - 28V)	≈ 0 - 950Ω max. @24V ~ 3.8 to 19V across 950Ω {R _L max. = (V _s - 5) / 20 ⁻³ }
G	0.5 - 4.5V	+24V nom. (9 - 28V)	≥ 5kΩ
H	4 - 20mA 3 wire Source	+24V nom. (13 - 28V)	≈ 0 - 300Ω max. ~ 1.2 to 6V across 300Ω

Not all output options available - see product datasheet for full options list



Gain and Offset Adjustment: (Where accessible - Typically ± 10% Min available)

To adjust the gain or offset use a small potentiometer adjuster or screwdriver 2mm across. Do not apply too much force on the potentiometers.



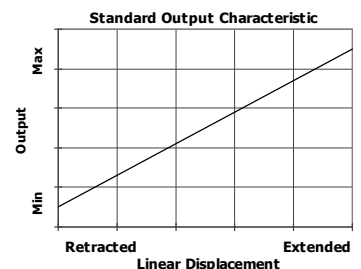
Mechanical Mounting: Flange mounted or by clamping the sensor body - body clamps are available, if not already ordered. The flange slots are 4.5 mm by 30 degrees wide on a 48 mm pitch.

Output Characteristic: Plunger extended, at start of normal travel, from mounting face by:

- Standard body : 42.5 mm
- Flanged body : 28 mm

Note: where ball end option is fitted add 5 mm.

The output increases as the plunger extends from the sensor body, the calibrated stroke is between 51 mm and 100 mm.



Incorrect Connection Protection levels:-

- A **Not protected** – the sensor is **not** protected against either reverse polarity or over-voltage. The risk of damage should be minimal where the supply current is limited to less than 50mA.
- B & D Supply leads diode protected. Output must not be taken outside ± 12V.
- C & G Supply leads diode protected. Output must not be taken outside 0 to 12V.
- E, F & H Protected against any misconnection within the rated voltage.