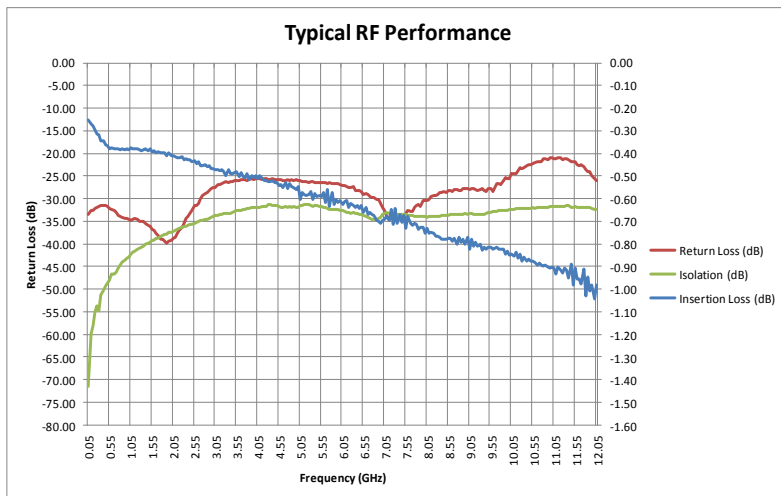
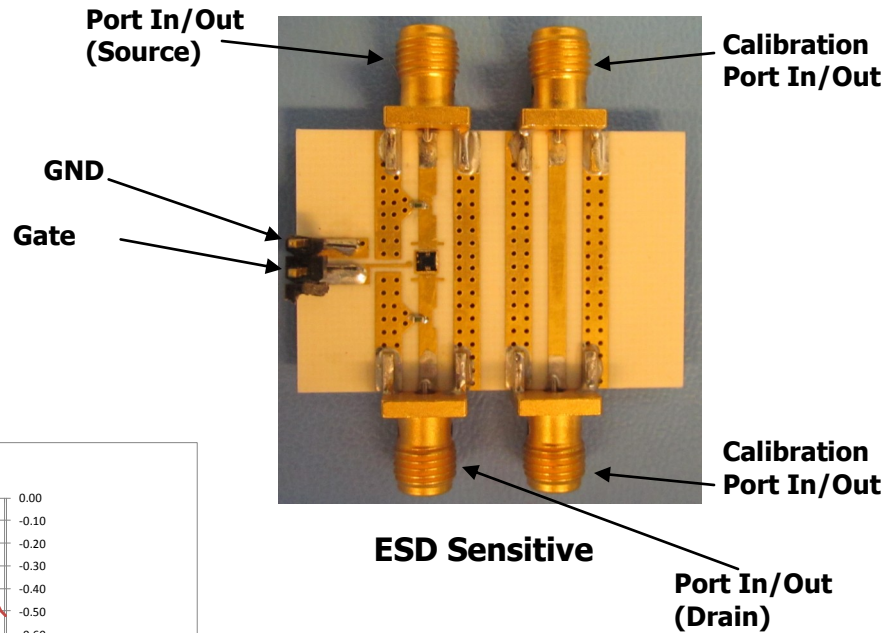


### General Description

The evaluation test board has one RMSW201 SPST RF switch connected to two SMA RF connectors, as well as a calibration line. The board requires an external supply to provide the gate (actuation) voltages.



External DC ground return resistors are provided on the board.

This evaluation board operates at a reduced frequency range in comparison to the native device due to design and material limitations of the evaluation board.

Frequency	Insertion Loss (dB)	Return Loss (dB)	Isolation (dB)
50 MHz	0.25	-33.5	71.6
2 GHz	0.41	-39.2	37.4
4 GHz	0.50	-25.7	31.9
6 GHz	0.61	-27.0	32.6
8 GHz	0.75	-30.1	33.9
10 GHz	0.85	-25.5	32.4
12 GHz	1.04	-25.5	32.3

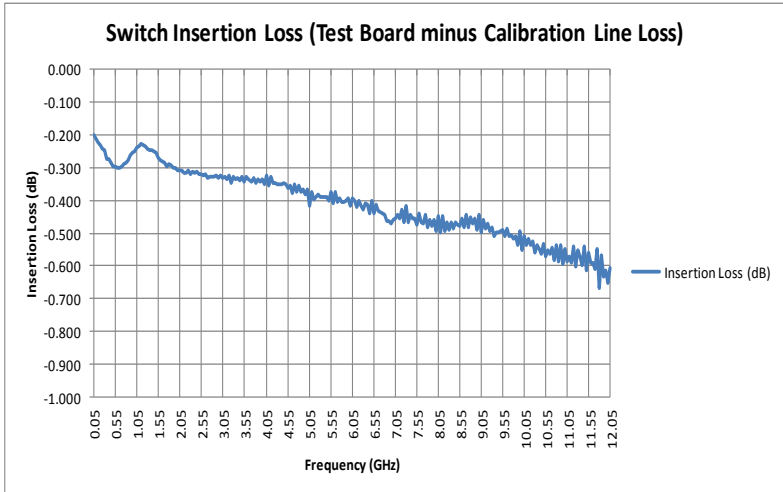
### Gate-Gnd Voltage Signal Path State

+/-90 V	ON
0 V	OFF

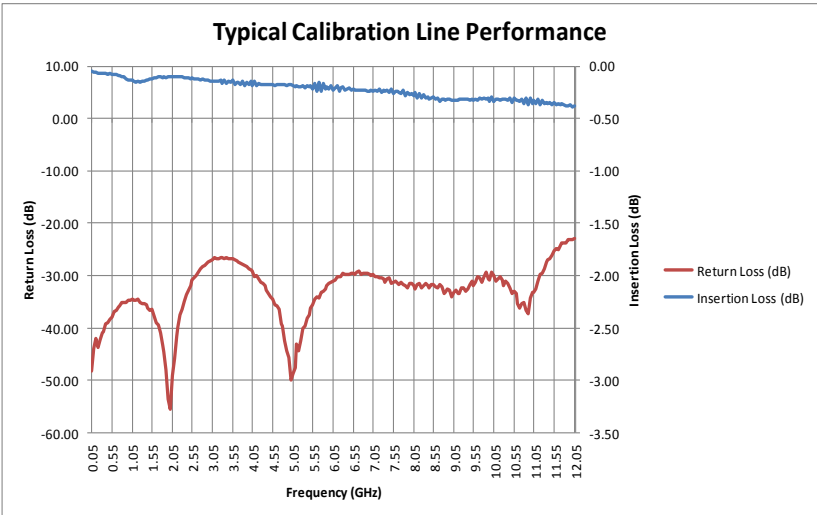
RADANT MEMS INC.

- Phone: 978-562-3866
- Fax: 978-562-6277
- Email: sales@radantmems.com
- Visit [www.radantmems.com](http://www.radantmems.com)

# RMSW201-EV12 Evaluation Test Board



Frequency	Insertion Loss (dB)
50 MHz	0.20
2 GHz	0.31
4 GHz	0.35
6 GHz	0.42
8 GHz	0.49
10 GHz	0.55
12 GHz	0.65



Frequency	Insertion Loss (dB)	Return Loss (dB)
50 MHz	0.05	-48.2
2 GHz	0.11	-55.7
4 GHz	0.15	-29.0
6 GHz	0.19	-31.3
8 GHz	0.26	-31.6
10 GHz	0.30	-29.3
12 GHz	0.39	-23.2

RADANT MEMS INC.

- Phone: 978-562-3866
- Fax: 978-562-6277
- Email: sales@radantmems.com
- Visit [www.radantmems.com](http://www.radantmems.com)