


#### FEATURES

- 3 STATE FUNCTION
- WIDE FREQUENCY RANGE
- SG615 COMPATIBLE
- AVAILABLE AT 3.3 VOLT

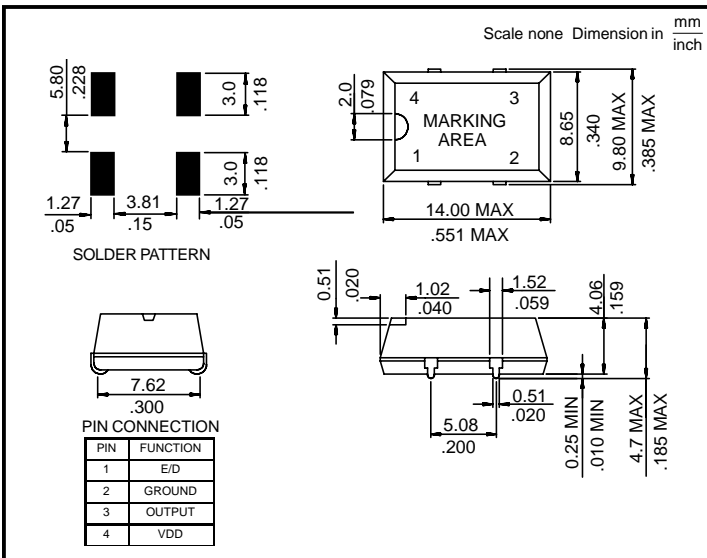
#### SPECIFICATIONS

SERIES		CO665	CO666	CO667	CO633
FREQUENCY RANGE		1.00 MHz TO 67.00 MHz	26.001 MHz TO 67.00 MHz	26.001 MHz TO 67.00 MHz	1.00 MHz TO 70.00 MHz
FREQUENCY STABILITY†		CO66510 : ±100 PPM CO66505 : ±50 PPM	CO66610 : ±100 PPM CO66605 : ±50 PPM	CO66710 : ±100 PPM CO66705 : ±50 PPM	CO63310 : ±100 PPM CO63305 : ±50 PPM
TEMPERATURE RANGE	OPERATING	NORMAL	-10° TO +70° C	-10° TO +70° C	-10° TO +70° C
		EXTENDED	-40° C TO +85° C	-40° C TO +85° C	-40° C TO +85° C
	STORAGE		-50° TO +125° C	-50° TO +125° C	-50° TO +125° C
AGING		±5 PPM PER YEAR MAX			
OSCILLATION START-UP TIME		4 ms MAX	10 ms MAX		4 ms MAX
INPUT	VOLTAGE (VDD)	+5 VDC ± 0.5 VDC			3.3 VDC ± 0.3 VDC
	CURRENT (MAX)	1.00 MHz TO 26.00 MHz : 25 mA			
		26.001 MHz TO 67.00 MHz : 35 mA			
	ENABLE VOLTAGE	VIH = 3.5 VDC MIN VIL = 0.8 VDC MAX	VIH = 3.5 VDC MIN VIL = 0.8 VDC MAX	VIH = 3.5 VDC MIN VIL = 0.8 VDC MAX	VIH = 2.0 VDC MIN VIL = 0.8 VDC MAX
DISABLE CURRENT	28 mA MAX				
OUTPUT	SYMMETRY	CMOS LEVEL TTL LEVEL	40 TO 60% NORMAL 45 TO 55% TIGHT	N/A 45 TO 55% TIGHT	40 TO 60% NORMAL N/A
	RISE AND FALL TIME		tr = 8 ns MAX tf = 8 ns MAX	tr = 6 ns MAX tf = 5 ns MAX	tr = 7 ns MAX tf = 5 ns MAX
	LOGIC "0" LEVEL		0.5 VDC MAX	0.4 VDC MAX	0.5 VDC MAX
	LOGIC "1" LEVEL		VDD - 0.5 V MIN	2.4 VDC MIN	VDD - 0.5 V MIN
	LOAD		10 TTL OR 50pF(CMOS) MAX	5 TTL MAX	50 pF MAX
SHOCK RESISTANCE		±20 PPM MAX			
SOLDERING CONDITION		260° C FOR 10 s MAX 2 REFLAWS MAX			



† INCLUSIVE OF 25 C TOLERANCE, OPERATING TEMPERATURE RANGE, VOLTAGE OR LOAD CHANGES, AGING, SHOCK AND VIBRATION

#### OUTLINE DRAWING



#### PACKAGING

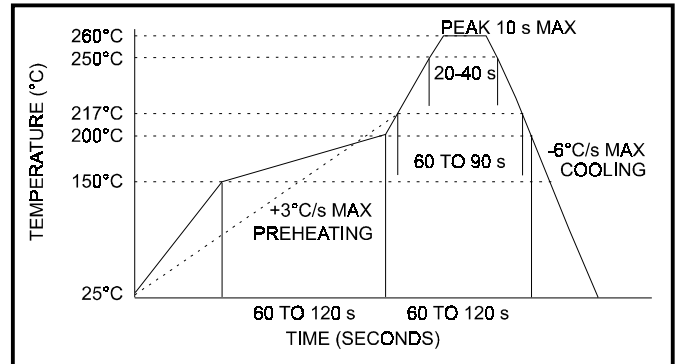
330mm REEL DIAMETER, 24mm TAPE WIDTH, 12mm PITCH  
QUANTITY: 1000 PIECES PER REEL

#### PART NUMBERING SYSTEM

MODEL	FREQUENCY STABILITY		FREQUENCY	EXTENDED TEMPERATURE	SYMMETRY		TAPE AND REEL
CO665 CO666 CO667 CO633	10 05	±100 PPM ±50 PPM	IN MHz	EXT	T	TIGHT SYMMETRY	TR

EXAMPLE: CO66510-14.31818-TR, CO66705-66.666-T-TR

#### REFLOW SOLDERING PROFILE



#### CARRIER TAPE DIMENSIONS

