

# RS9113 n-Link®, Connect-io-n® and WiSeConnect® Modules Evaluation Board



## PRODUCT BRIEF

RS9113


### RS9113 n-Link®, Connect-io-n® and WiSeConnect® Modules Evaluation Board

The RS9113 n-Link®, Connect-io-n®, WiSeConnect® module families are based on Redpine Signals' RS9113 ultra-low-power, single spatial stream, dual-band 802.11n + Bluetooth 4.0 + ZigBee Convergence SoC. The RS9113 modules integrate a multi-threaded MAC processor with integrated analog peripherals and support for digital peripherals, baseband digital signal processor, analog front-end, crystal oscillator, calibration OTP memory, dual-band RF transceiver, dual-band high-power amplifiers, baluns, diplexers, diversity switch, Quad-SPI Flash and even an on-board antenna in some cases thus providing a fully-integrated, plug-and-play solution for embedded wireless applications.


These modules come with a rich set of interfaces allowing maximum flexibility of integration into any Host Processor or Micro-controller system. The RS9113 Evaluation Kit (EVK) is a single platform that enables evaluation of both hosted (n-Link®), (Connect-io-n®) and embedded (WiSeConnect®) RS9113 modules. It can be interfaced to multiple Host Processors or Micro-controllers over interfaces like SDIO, USB, USB-CDC, SPI and UART. The EVK includes a sample driver, supplicant and example applications to test the following:

- 1) Wireless Functionality for Wi-Fi, Bluetooth 4.0 and ZigBee
- 2) Security modes
- 3) Throughputs
- 4) Power Consumption
- 5) Firmware Upgrade

### Evaluation Kit



USB Pen Drive



RS9113 Module Evaluation Board



SDIO Adapter Cable



Micro A/B-type USB Cable



SPI Adapter Cable

### Evaluation Kit Contents

The RS9113 Module Evaluation Kit comes with the following components:

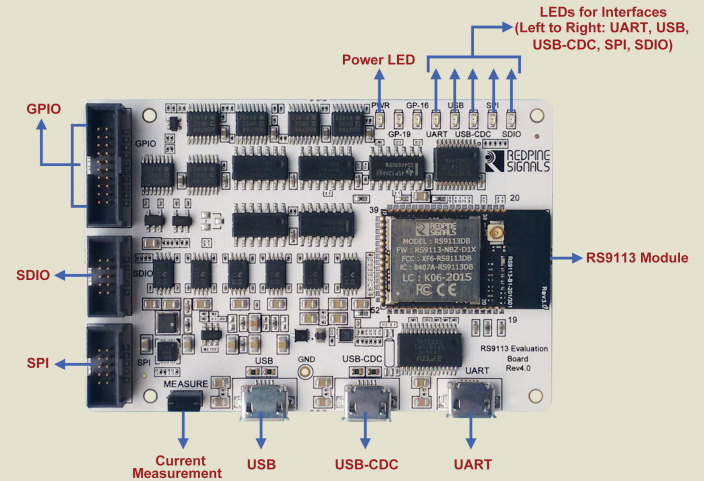
- 1) RS9113 Module Evaluation Board
- 2) USB Pen Drive
- 3) Micro A/B-type USB cable
- 4) SDIO Adaptor Cable
- 5) SPI Adaptor Cable

## Wireless Specifications

Network Standard Support	IEEE 802.11 a/b/g/n, 802.11j†, 802.11d/e/i, 802.11w†, 802.1X, 802.11k†, 802.11v†, 802.11r†, 802.11h† Bluetooth v2.1 EDR, v4.0 802.15.4-2009 (2.4GHz)
Data Rates	802.11n: from 6.5 Mbps to 150 Mbps (MCS 0-7) 802.11a/g: from 6 Mbps to 54 Mbps 802.11b: from 1 Mbps to 11 Mbps Bluetooth: 1, 2, 3Mbps 802.15.4-2009: 250Kbps
Modulation Techniques	OFDM with BPSK, QPSK, 16-QAM, 64-QAM 802.11b with CCK and DSSS Bluetooth: GFSK, DQPSK, 8DPSK 802.15.4-2009: DSSS
802.11n Advanced Features	1-SS, 40MHz bandwidth, Greenfield Preamble, Short-GI, 1 spatial stream STBC, RIFS, A-MSDU, A-MPDU, Aggregation with Block-ack, A-MSDU inside A-MPDU and Virtual AP support
Bluetooth Advanced Features†	Scatternet, Adaptive Frequency Hopping, Interlaced scanning, 15 active slaves in proprietary mode, hold, sniff and park modes
ZigBee Advanced Features	CCM* security, orphan scanning, coordinator realignment
Wi-Fi modes	Wi-Fi client, Access point, Wi-Fi Direct
Bluetooth Modes	Master, slave, scatternet†
ZigBee Modes	ZigBee Coordinator†, Router†, End device
QoS	WMM and WMM Power Save Support
Host Interfaces	USB 2.0, SPI, UART
Other Peripherals/Interfaces	I2C, I2S, SPI, QSPI, USART, GPIO, JTAG, Analog(ADC/DAC) and Ultra-low-power peripherals.
Supply Voltage	3.0-3.6V, 1.8-3.6V
Operating Temperature	Industrial Grade -40°C to +85°C
Software and Regulatory Certification	Wi-Fi Alliance Compliance (802.11bgn, WPA, WPA2 Personal and Enterprise, WMM, WMM-PS, WPS, Wi-Fi Direct™, Voice-Personal <sup>β</sup> , Protected management frames†), Cisco CCX v5†, Bluetooth-SIG Qualification†, Worldwide Regulatory Compliance: FCC (IDs are XF6-RS9113SB, XF6-RS9113DB) IC (IDs are 8407A-RS9113SB, 8407A-RS9113DB) CE/ETSI, TELEC†, SRRC†
Typical Transmit Power(+/- dBm)	Wi-Fi: 18 dBm for 802.11b DSSS 18 dBm for 802.11g/n OFDM 12 dBm for 802.11a/n OFDM Bluetooth: 15 dBm ZigBee : 15 dBm
Rx sensitivity (+/- 1dBm)	Wi-Fi: 1Mbps -97 dBm (< 8% PER) 54 Mbps -76.5 dBm (< 10% PER) MCS7(20MHz) -73 dBm (< 10% PER) MCS7(40MHz) -69.5 dBm (< 10% PER) Bluetooth: 1 Mbps -94 dBm 2 Mbps -92 dBm 3 Mbps -84 dBm BTLE(1Mbps) -91 dBm ZigBee: 250 Kbps -102 dBm (< 8% PER)

## Evaluation Board

The Evaluation Board is designed to configure the module to use the interface on which power supply is detected. This is indicated through the LEDs mounted on the board.



There is a 2-pin inline jumper available for measuring the current being sourced by the module during different stages of operation. This is labeled as "MEASURE" on the PCB. The user may connect a power meter or an ammeter to this jumper to measure the current.

The USB drive is bootable. It is loaded with Fedora Core 18 OS with the OneBox-Mobile driver binaries included for evaluation of n-Link® modules on a standard PC/Laptop platform.

The USB drive also has the release package for the Connect-io-n® / WiSeConnect® modules which includes the firmware, documentation and reference projects for multiple platforms.

Redpine provides drivers for multiple OS's and MCU platforms for the n-Link® modules and also OS-less MCU platforms for WiSeConnect® modules. The software provided in this kit is to enable easy and quick evaluation on a PC. Please contact Redpine Signals' Sales (sales@redpinesignals.com) for availability of drivers for an OS and MCU of your choice.

## Ordering Information

### Part Numbers

RS9113 - N B Z - A 1 X - E V B



A = "S" for Single band (2.4 GHz),  
"D" for Dual Band (2.4 GHz/5GHz)

## Related Links:

- z RS9113 n-Link® Module Product Brief
- z RS9113 Connect-io-n® Module Product Brief
- z RS9113 WiSeConnect® Module Product Brief

†: These features are not supported by current software releases. Contact Redpine Signals Sales (sales@redpinesignals.com) for details.

‡: These certifications are in progress at this time. Contact Redpine Signals Sales (sales@redpinesignals.com) for more details and for certifications not listed here.

β: Applicable to n-Link® modules only

For additional information, please contact Sales at Redpine Signals, Inc.:

Redpine Signals, Inc. • 2107 North First Street • Suite 540 • San Jose, CA 95131

Phone: +1 408 748 3385 • Email: sales@redpinesignals.com

Redpine Signals, Inc. reserves the right to make changes to the product(s) or information contained herein without notice. No Liability is assumed as a result of their use or application. Redpine, Redpine Signals, the Redpine logo, Driving Wireless Convergence, WiSeConnect and Lite-Fi are trademarks of Redpine Signals, Inc. All other company names, products and logos are registered trademarks of their respective companies.