

HN SERIES 16

PLUGS

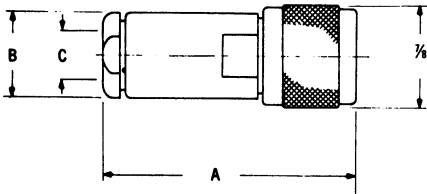


Fig. 1

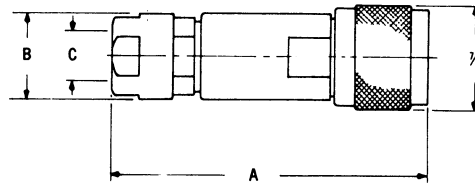


Fig. 2

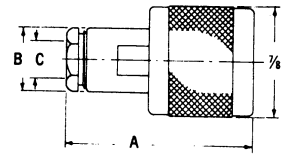


Fig. 3

DELTA PART NO.	FIG.	DIELECTRIC	USED WITH CABLE RG-/U	DIMENSIONS			REMARKS
				A	B	C	
UG59E/U	1	Teflon	8A, 9B, 87A, 213, 214, 225	2-1/4	3/4	.442	Captive Contact
UG495D/U	1	Teflon	17A, 218	2-19/32	1-5/16	.915	
UG925B/U	2	Teflon	10A, 12A, 215, 227	2-27/32	3/4	.516	
UG1213/U	1	Teflon	8A, 9B, 213, 214	2-13/16	11/16	.440	
1601-015-A000	3	Teflon	55B, 58C, 141A, 142B, 223	1-1/2	1/2	.224	

RIGHT ANGLE PLUGS

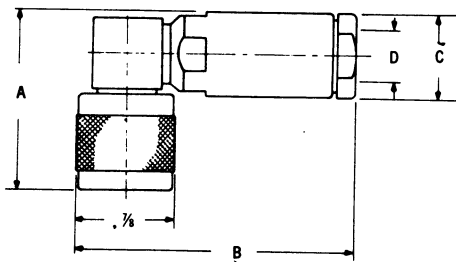


Fig. 1

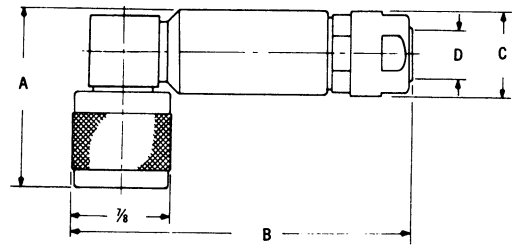


Fig. 2

DELTA PART NO.	FIG.	DIELECTRIC	USED WITH CABLE RG-/U	DIMENSIONS				REMARKS
				A	B	C	D	
1604-004-A001	1	Teflon	8A, 9B, 213, 214	1-17/32	2-1/4	11/16	.440	Captive Contact
1604-006-A000	2	Teflon	10A, 12A, 215, 227	1-9/16	3-3/64	3/4	.516	

CABLE JACKS

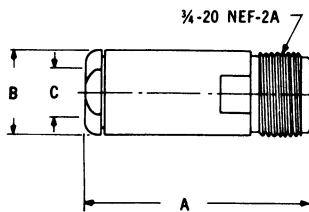


Fig. 1

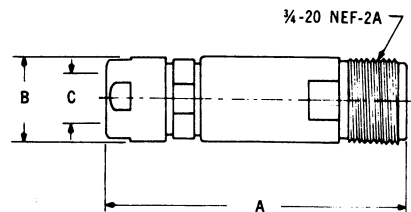


Fig. 2

DELTA PART NO.	FIG.	DIELECTRIC	USED WITH CABLE RG-/U	DIMENSIONS			REMARKS
				A	B	C	
UG60E/U	1	Teflon	8A, 9B, 87A, 213, 214, 225	2-1/32	3/4	.442	Captive Contact
UG927B/U	2	Teflon	10A, 12A, 215, 227	2-5/8	3/4	.516	
UG1214/U	1	Teflon	8A, 9B, 213, 214	2-15/16	11/16	.440	