



### Ultra Wide Band Low Noise Amplifier 0.01 - 45GHz



#### Features

- Low Noise Figure 4.0dB Typical.
- Output power > 24dBm.
- High Output P1dB > 19dBm full band.
- No External Matching Required.
- Telecom Infrastructure Applications.
- Aerospace and Military Applications.
- LMDS multi-carrier operation.
- High peak to average handling capability.
- All specifications can be modified upon request.

Electrical Specifications,  $T_A=25\text{ }^\circ\text{C}$ ,  $V_{CC}=+12\text{V}$

Parameter	Min	Typ	Max	Min	Typ	Max	Units
Frequency Range	0.01 ~ 20		20 ~ 45				GHz
Gain	30	37.6		29	34		dB
Gain Variation Over Temperature		0.5	0.8		0.5	0.8	dB
Noise Figure		3.9	4.3		4.5	6.2	dB
Input VSWR		1.35			1.55		: 1
Output VSWR		1.38			1.38		: 1
Output 1dB Compression Point (P1dB)	21	23.5		19	21		dBm
Saturated Output Power (Psat)	23.7	24.5		21	23		dBm
Output Third Order Intercept (IP3)	26	28.5		22	27		dBm
Supply Current ( $V_{CC} = +12\text{V}$ )	400	435	460	400	435	460	mA
Bias Voltage	11.5	12	12.5	11.5	12	12.5	V
Isolation S12		80			65		dB
Maximum Input Power		P1dB - Gain			P1dB - Gain		dBm
Weight	75						g
Impedance	50						Ohms
Input / Output Connectors	2.92 – Female						
Finishing	Gold Plating						
Material	Aluminum / Copper						

Ultra Wide Band Low Noise Amplifier 0.01 - 45GHz



# RF-LAMBDA

The power beyond expectations

RLNA00M45GA

Absolute Maximum Ratings	
Supply Voltage	+12.5 VDC
Maximum Input Power	P1dB - Gain
Storage Temperature (°C)	-50 to +125

Note: Maximum RF input power is defined to protect the amplifier from damage. Input power may be increased at the users own risk to achieve the full power of the amplifier. Please reference gain and power curves and monitor the temperature.

Biasing Up Procedure	
Step 1	Connect input and output to 50 Ohm source and load with in band return loss better than 10dB.
Step 2	Connect Ground Pin
Step 3	Connect +12V bias voltage
Power OFF Procedure	
Step 1	Turn off +12V bias voltage
Step 2	Remove RF connections
Step 3	Remove ground connection

Environmental Specifications	
Operational Temperature (°C)	-45 ~ +85 (Case Temperature below 85°C)
Altitude	30,000 ft. (Epoxy Sealed Controlled environment)
	60,000 ft. 1.0psi min (Hermetically Sealed Un-controlled environment) ( Optional )
Vibration	25g RMS (15 degrees 2KHz) endurance, 1 hour per axis
Humidity	100% RH at 35c, 95%RH at 40°C
Shock	20G for 11msec half sine wave, 3 axis both directions

Ordering Information	
Part Number	Description
RLNA00M45GA	Ultra Wide Band Low Noise Amplifier 0.01 - 45GHz

## Amplifier Use

Ensure that the amplifier input and output ports are safely terminated into a proper 50 ohm load before turning on the power. Never operate the amplifier without a load. A proper 50 ohm load is defined as a load with impedance less than 1.9:1 or return loss larger than 10dB relative to 50 Ohm within the specified operating band width.

### Power Supply Requirements

Power supply must be able to provide adequate current for the amplifier. Power supply should be able to provide 1.5 times the typical current or 1.2 times the maximum current (whichever is greater).

In most cases, RF - Lambda amplifiers will withstand severe mismatches without damage. However, operation with poor loads is discouraged. If prolonged operation with poor or unknown loads is expected, an external device such as an isolator or circulator should be used to protect the amplifier.

Ensure that the power is off when connecting or disconnecting the input or output of the amp.

Prevent overdriving the amplifier. Do not exceed the recommended input power level.

Adequate heat-sinking required for RF amplifier modules. Please inquire.

Amplifiers do not contain Thermal protection, Reverse DC polarity or Over voltage protection with the exception of a few models. Please inquire.

Proper electrostatic discharge (ESD) precautions are recommended to avoid performance degradation or loss of functionality.

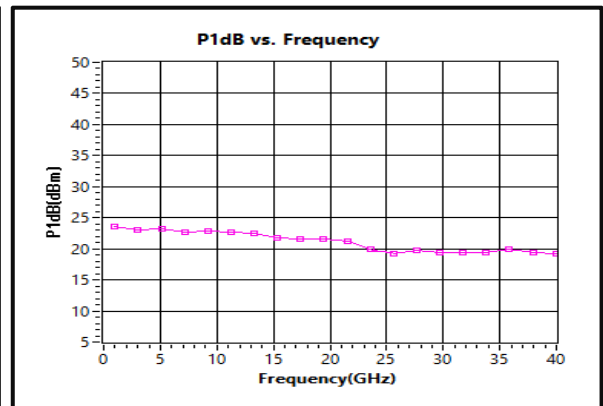
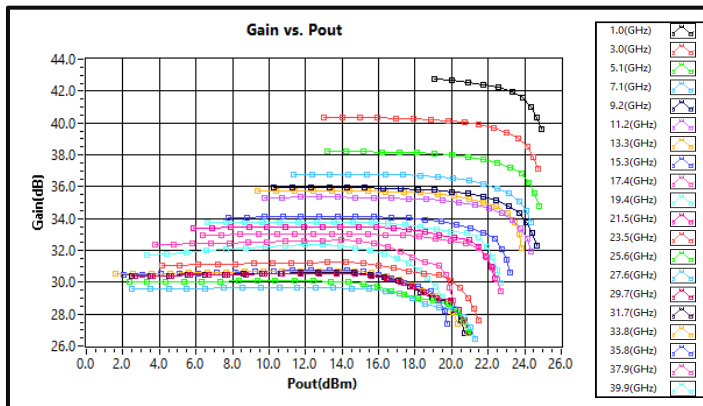
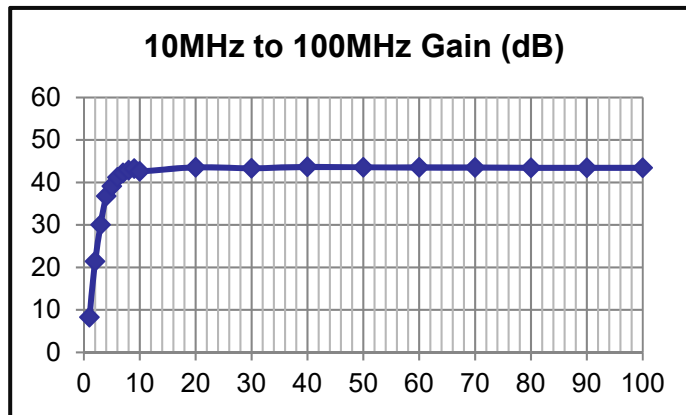
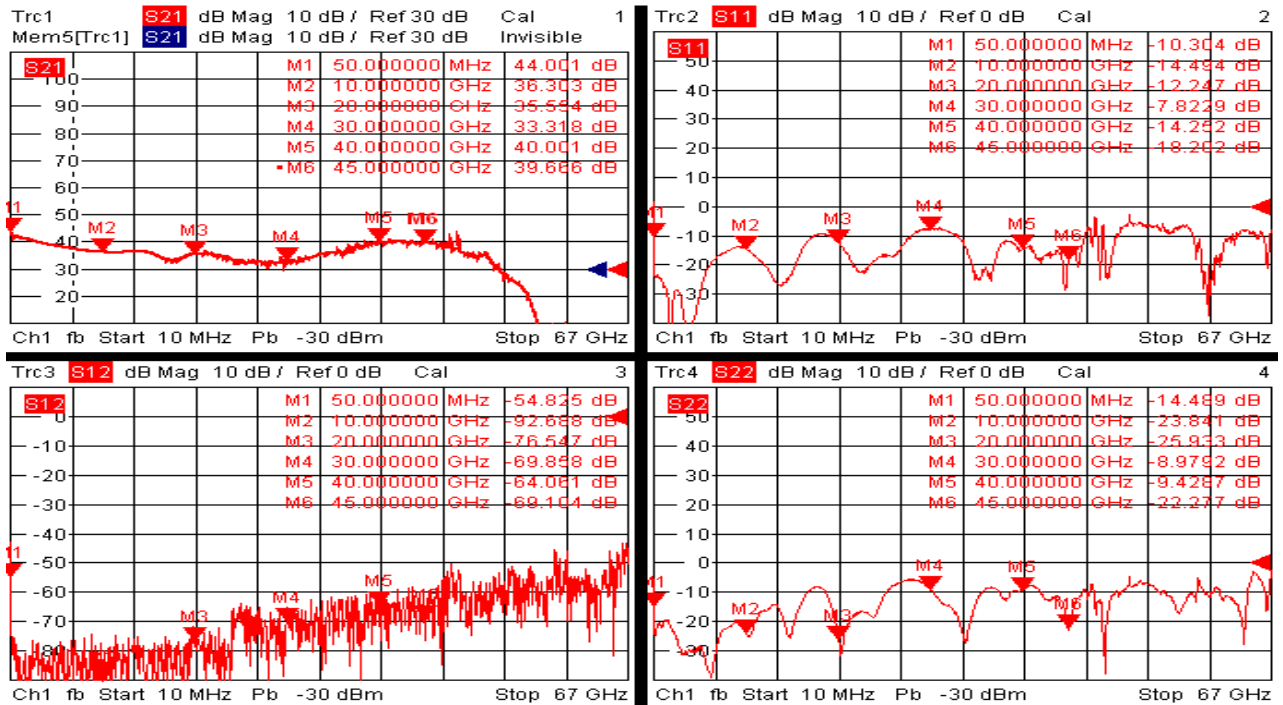
What is not covered with warranty?

Each RF - Lambda amplifier will go through power and temperature stress testing. Since the die, ICs or MMICs are fragile, these are not covered by warranty. Any damage to these will NOT be free to repair.

Ultra Wide Band Low Noise Amplifier 0.01 - 45GHz



## Wideband S-Parameters



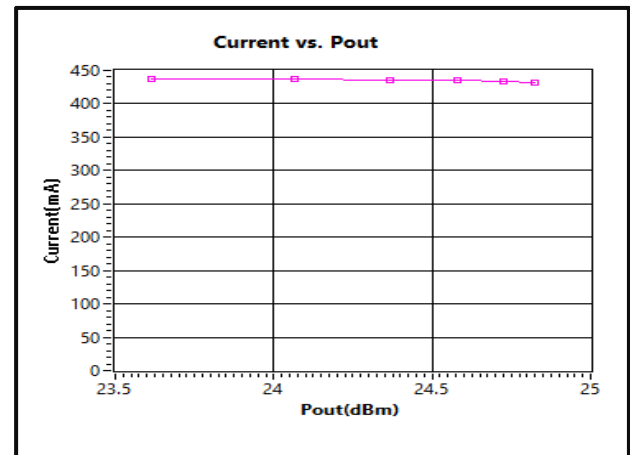
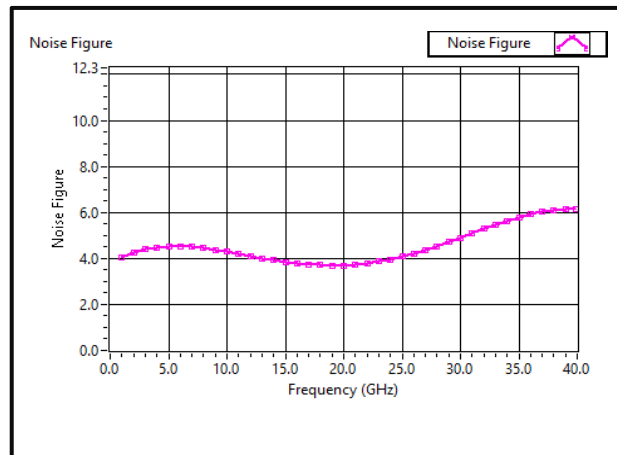
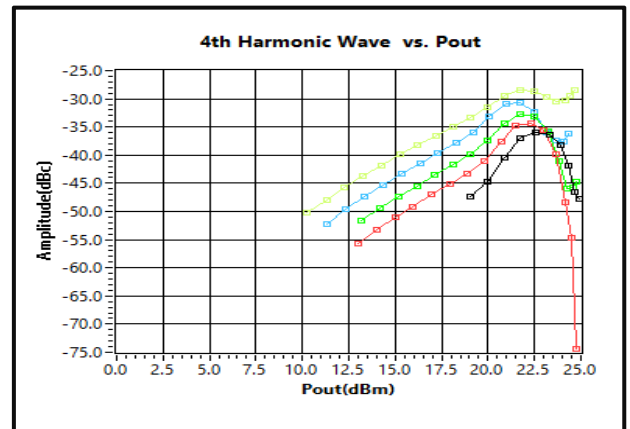
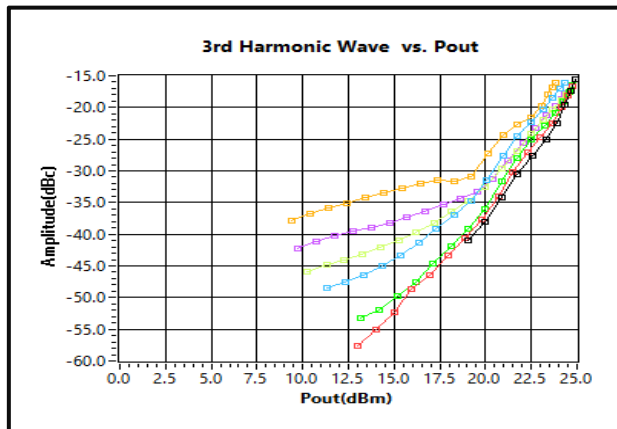
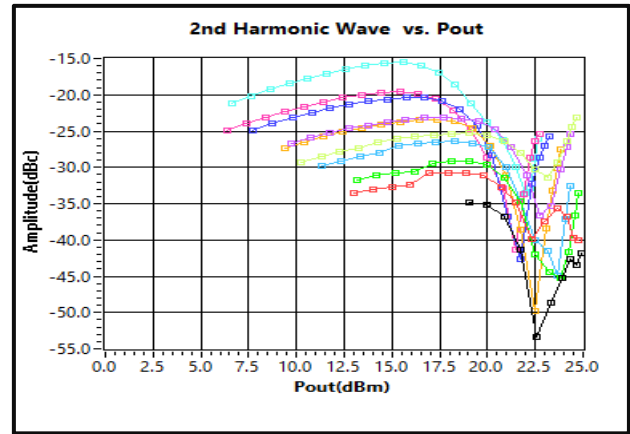
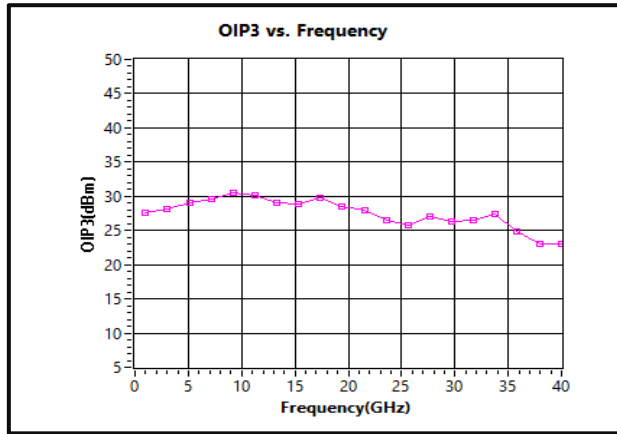
Ultra Wide Band Low Noise Amplifier 0.01 - 45GHz



# RF-LAMBDA

The power beyond expectations

RLNA00M45GA



Ultra Wide Band Low Noise Amplifier 0.01 - 45GHz



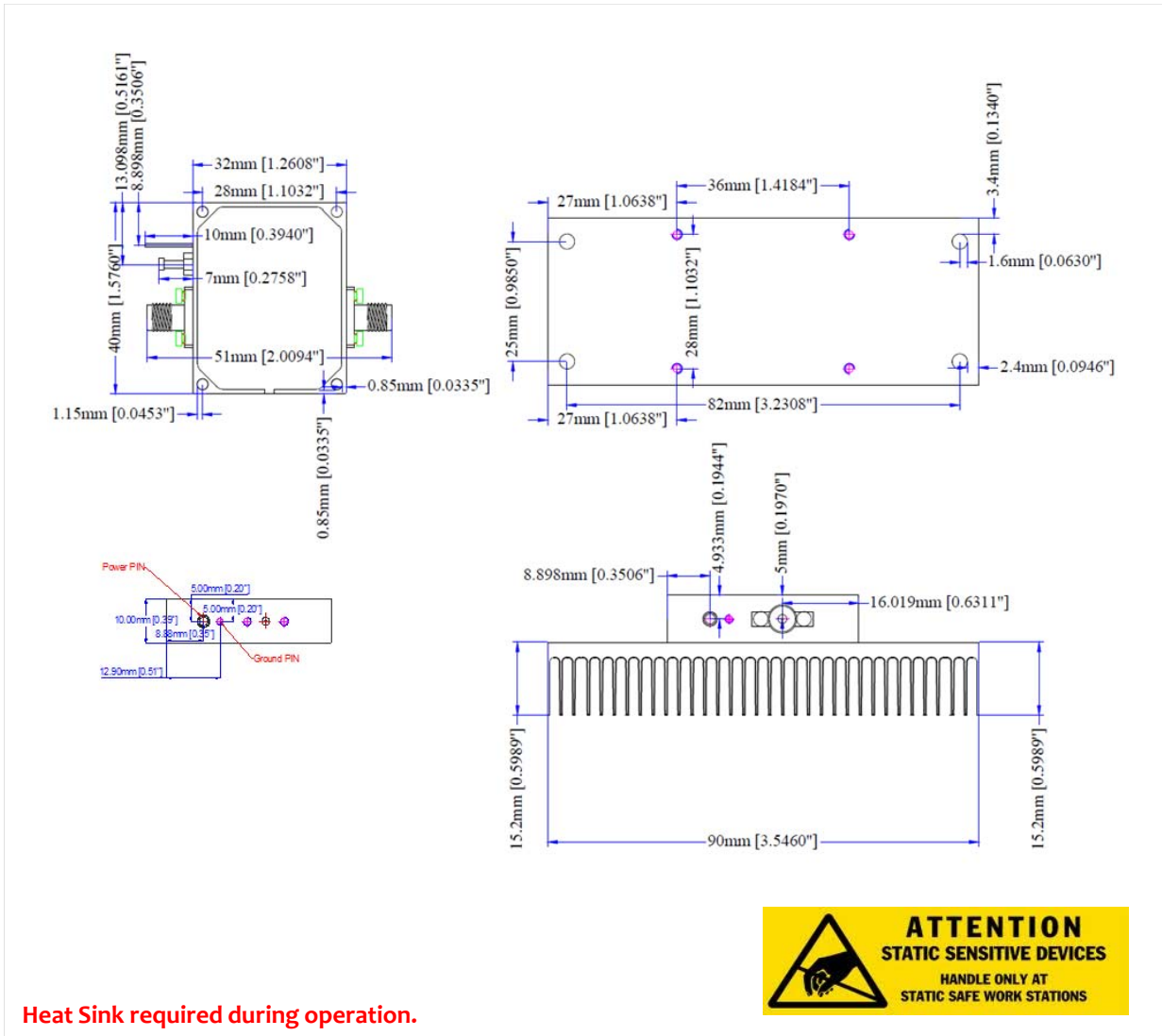
# RF-LAMBDA

The power beyond expectations

RLNA00M45GA

## Outline Drawing:

All Dimensions in mm [inches]



## Important Notice

The information contained herein is believed to be reliable. RF-Lambda makes no warranties regarding the information contained herein. RF-Lambda assumes no responsibility or liability whatsoever for any of the information contained herein. RF-Lambda assumes no responsibility or liability whatsoever for the use of the information contained herein. The information contained herein is provided "AS IS, WHERE IS" and with all faults, and the entire risk associated with such information is entirely with the user. All information contained herein is subject to change without notice. Customers should obtain and verify the latest relevant information before placing orders for RF-Lambda products. The information contained herein or any use of such information does not grant, explicitly or implicitly, to any party any patent rights, licenses, or any other intellectual property rights, whether with regard to such information itself or anything described by such information.

RF-Lambda products are not warranted or authorized for use as critical components in medical, life-saving, or life sustaining applications, or other applications where a failure would reasonably be expected to cause severe personal injury or death.

Ultra Wide Band Low Noise Amplifier 0.01 - 45GHz