

Assembly Specification

The assembly will be done in a factory. A variety of F/O and DC connectors can be selected. Additionally the type of sealing can be selected as well. The first character indicates the top side, the second the bottom side.



















Specifications subject to change without notice

Copyright © 2014 Radio Frequency Systems. All rights reserved

HC		HYBRIFLEX™ Connectorization			
078		Size 012 - 1/2" 078 - 7/8" 114 - 1 1/4"			
3		Number of fibre pairs 1 2 3 6 8 12			
L	Top end connector on fibre	Select from all for top and bottom end	A	Full AXS Connector	Used for some Ericsson RRUS models
			B	Duplex LC bendable connector with grommet	Used for NSN RF module
			C	incl. R2CT kit	Used for Alcatel-Lucent models
			H	RFS Hybrid connector	Used for jumper solutions
	Bottom end connector on fibre		L	Duplex LC connector	Used for Huawei and Ericsson RRUW and some models of RRUS
			R	Duplex LC right angle with grommet	Used for NSN RF module
			S	Duplex LC straight with grommet	Used for NSN RF module
			V	ODVA Outdoor connector	Used together with OEM specific F/O jumper cable
3		Number of DC pairs 1 3 6 8 12			
B	Top end connector on DC	Select from all for top and bottom end	A	Ericsson DC connector	Used for Ericsson RRUS
			B	Bare wire	Used for Huawei and Ericsson RRUW
	Bottom end connector on DC		R	NSN DC connector + grommet	Used for NSN RF Module
			M	DC outdoor connector Type UTS Male	
4	Sealing top end	Select from all for top and bottom end	0	No sealing	
			2	COMPRESSION-FIT	IP 68, can be on-site readjusted to the needed position
			4	SHRINK-FIT	IP 68
2	Sealing bottom end				

Example:

HC	078	-	3	L	L	3	B	B	-	4	2	HYBRIFLEX™ Connectorization of Cable Top End: DC bare wire, F/O 3x1 LC duplex, Shrink-Fit sealing Bottom End: DC bare wire, F/O 3x1 LC duplex, Compression-Fit sealing
----	-----	---	---	---	---	---	---	---	---	---	---	--

Fibre connector		
A	Full AXS Connector	
B	Duplex LC bendable connector with grommet	
C	incl. R2CT kit	
H	RFS Hybrid connector	
L	Duplex LC connector	
R	Duplex LC right angle with grommet	
S	Duplex LC straight with grommet	
V	ODVA Outdoor connector	
DC connector		
A	Ericsson DC connector	
B	Bare wire	
H	RFS Hybrid connector	
R	NSN DC connector + grommet	
M	DC outdoor connector Type UTS Male	
F	DC outdoor connector Type UTS Female	
Sealing		
2	COMPRESSION-FIT	
4	SHRINK-FIT	

Specifications subject to change without notice

Copyright © 2014 Radio Frequency Systems. All rights reserved