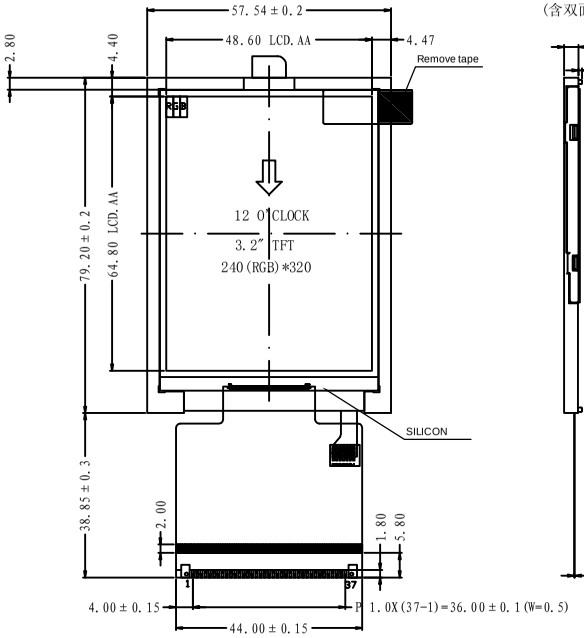

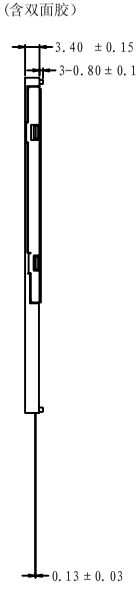

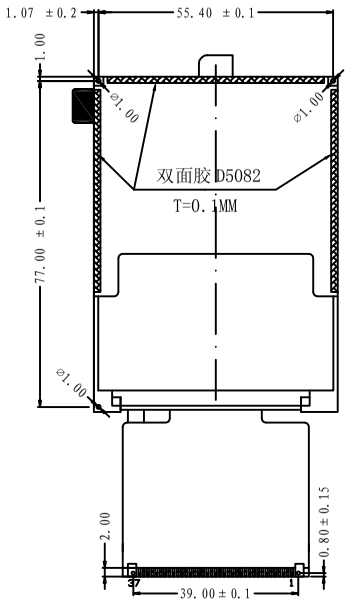

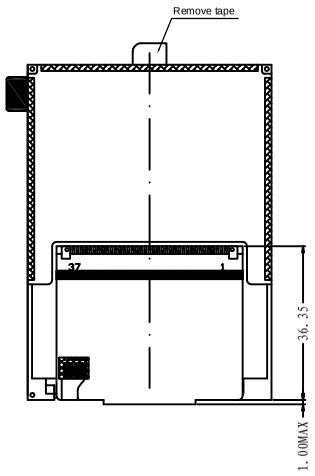

AFTER BENDING FPC

1	GND
2	VDD
3	VDD
4	CS
5	RS
6	WR
7	RD
8	RESET
9	DB0
10	DB1
11	DB2
12	DB3
13	DB4
14	DB5
15	DB6
16	DB7
17	DB8
18	DB9
19	DB10
20	DB11
21	DB12
22	DB13
23	DB14
24	DB15
25	GND
26	NC
27	NC
28	NC
29	LED_1
30	LED_2
31	LED_3
32	LED_4
33	LED_5
34	LED_6
35	LED_A
36	LED_A
37	GND

NOTES:

1. Display mode:Transmissive
2. Interface Type: System parallel
3. Viewing direction: 12:00
4. Driver IC: ILI9341
5. Input voltage: 2.6~3.3V
6. Backlight: White LED(6-LED parallel)
   If=90mA Vf=3.2±0.3V
7. Operating temprature: -20°C ~ +70°C
8. Storage temprature: -30°C ~ +80°C
9. Interface connector: FPC
10. Request ROHS

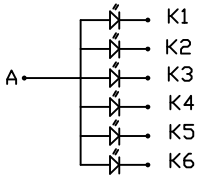

LED CIRCUIT DIAGRAM

ReV	Revision content description	Date
A		2013.8.14

深圳市如新电子有限公司			SCALE	SHEET
			FIT	1/1
TOLERANCE(公差)		Mod.Name	PART.Name	
TOLERANCE UNLESS OTHERWISE SPECIFIED	X.X±0.3 X.XX±0.2	RX032A-03	LCM	
UNIT	DESIGNED(structure)	DESIGNED(electron)	APPROVED	DRAWING NAME
mm	JHJ			ASSEMBLE