

TECHNICAL DATA
DATA SHEET 158, REV. F.3

AVAILABLE AS
1N, JAN, JANTX, JANTXV
JANS
JAN EQUIVALENT*
SJ*, SX*, SV*, SS*

Ultrafast Recovery Rectifiers

Qualified per MIL-PRF-19500/477

DESCRIPTION:

This voidless hermetically sealed ultrafast recovery rectifier diode series is military qualified per MIL-PRF-19500/477 and is targeted for space, commercial and military aircraft, military vehicles, shipboard markets and all high reliability applications.

FEATURES / BENEFITS:

- ✓ Hermetic, non-cavity glass package
- ✓ Category I Metallurgically bonded
- ✓ All devices are 100% hot solder dipped
- ✓ JAN/ JANTX/JANTXV available per MIL-PRF-19500/477
- ✓ "JANS Plus" removes atypical/out of family V_F

MAXIMUM RATINGS

- ✓ Operating and Storage Temperature: -65°C to $+175^{\circ}\text{C}$
- ✓ Thermal Resistance: 36°C (junction to lead)
- ✓ Thermal Resistance: 13°C (junction to endcap)
- ✓ Forward surge current: 35A @ 8.3 ms half-sine

ELECTRICAL CHARACTERISTICS

TYPE NUMBER	WORKING PEAK REVERSE VOLTAGE	AVG RECTIFIED CURRENT ¹	MAXIMUM REVERSE CURRENT @ PIV		MAX. PEAK FORWARD VOLTAGE (PULSED) V_F @ 1A	MAXIMUM SURGE CURRENT ² I_{FSM}	MAXIMUM REVERSE RECOVERY TIME ³ T_{rr}
		Amps	μAmps	25°C			
	Volts	55°C			V	Amps	nsec
1N5802/US	50		1	175	.875	35	25
1N5804/US	100	2.5					
1N5806/US	150						

Note 1: $T_{EC} = T_L$ at $L=0$ or $T_{end\ tab}$ f or US suffix devices. Derate at $25\text{mA}/^{\circ}\text{C}$ for T_L above 75°C .

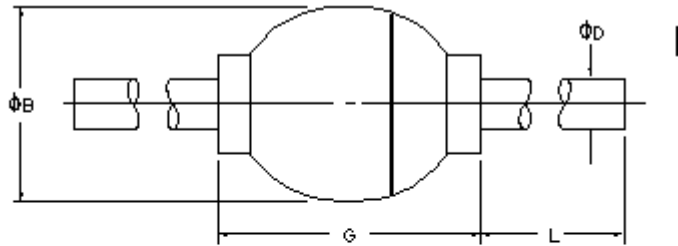
Note 2: $I_o = 1\text{A}$, 8ms surge

Note 3: $I_F=0.5\text{A}$, $I_{rm}=1\text{A}$, $I_{r(REC)}=.25\text{A}$

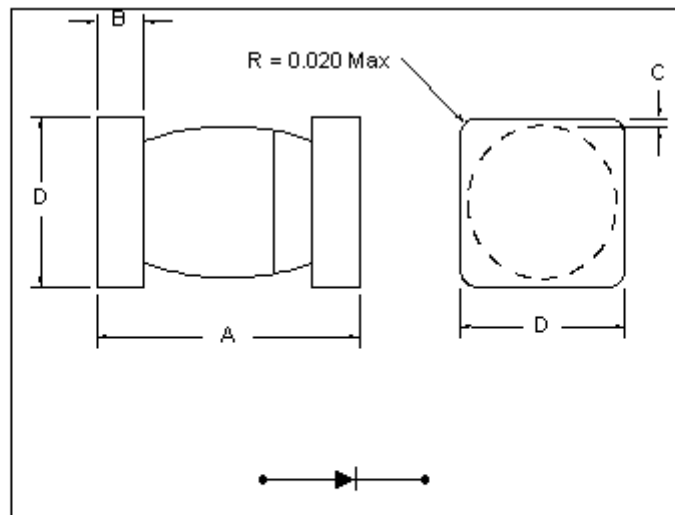
*Sensitron **space equivalent diodes** are manufactured and screened to MIL-PRF-19500 flow and guidelines starting from wafer fabrication through assembly and testing using our internal specification.

TECHNICAL DATA
DATA SHEET 158, REV. F.3

PACKAGE DIMENSIONS (inches/mm)



PACKAGE	DIMENSIONS - INCHES / MILLIMETERS			
STYLE	ϕB	ϕD	G	L
106	.065/.085 1.65/2.16	.027/.032 .69/.81	.125/.250 3.18/6.35	.700/1.30 17.78/33.02

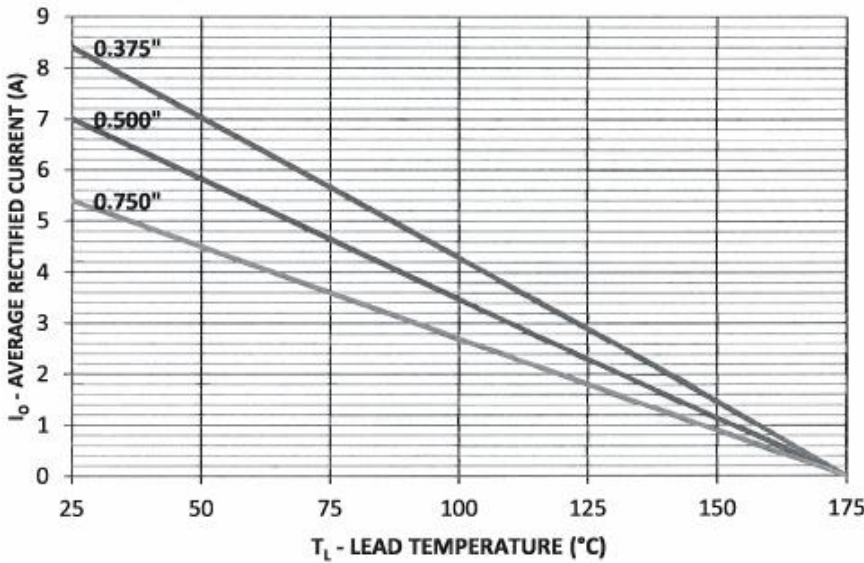
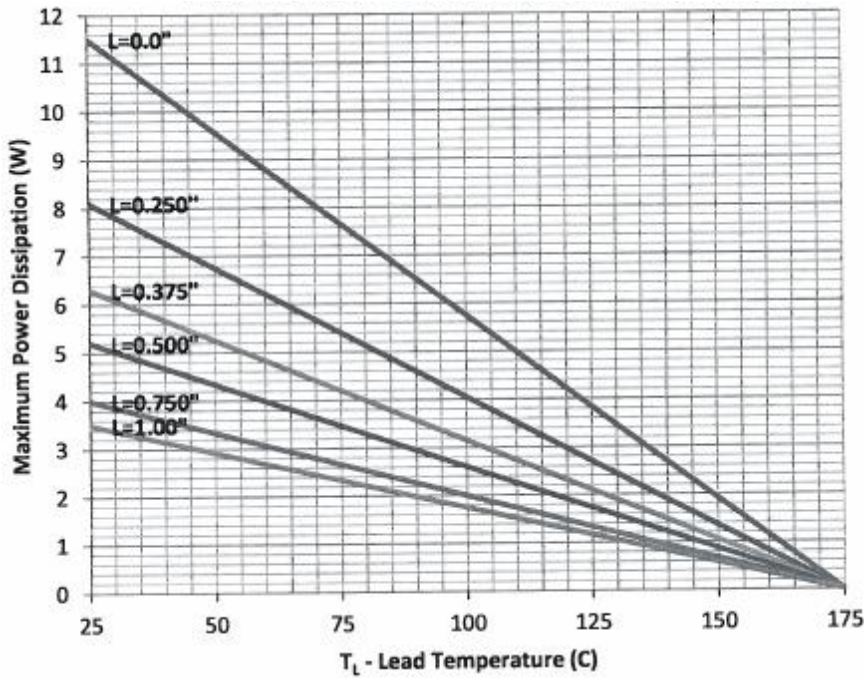


PACKAGE	DIMENSIONS - INCHES / MILLIMETERS			
STYLE	A	B	C	D
MELF-A	.168/.200 4.27/5.08	0.019/.028 .48/.71	.003 Min .08 Min	.091/.103 2.31/2.62

Note: The cathode side is marked with a dark colored band on one side of the diode body.

TECHNICAL DATA
DATA SHEET 158, REV. F.3

GRAPHS:



SENSITRON **SEMICONDUCTOR**

1N5802/US thru 1N5806/US

**ULTRAFAST RECOVERY
RECTIFIERS**

**TECHNICAL DATA
DATA SHEET 158, REV. F.3**

PART ORDERING INFORMATION

The following part numbers can be purchased in either axial or surface mount devices and screened and tested to the military screening flow. The parts are marked in accordance with the testing performed, example:

Sensitron Screening Level	*Part Number-- Leaded Package (example for 1N5802)	*Part Number-- Surface Mount Package (example for 1N5802US)
1N	1N5802	1N5802US
JAN	JAN1N5802	JAN1N5802US
SJ	SJ5802	SJ5802US
JANTX	JANTX1N5802	JANTX1N5802US
SX	SX5802	SX5802US
JANTXV	JANTXV1N5802	JANTXV1N5802US
SV	SV5802	SV5802US
JANS	JANS1N5802	JANS1N5802US
SS	SS5802	SS5802US

*Parts can also be ordered Tape & Reel

DISCLAIMER:

- 1- The information given herein, including the specifications and dimensions, is subject to change without prior notice to improve product characteristics. Before ordering, purchasers are advised to contact the Sensitron Semiconductor sales department for the latest version of the datasheet(s).
- 2- In cases where extremely high reliability is required (such as use in nuclear power control, aerospace and aviation, traffic equipment, medical equipment, and safety equipment), safety should be ensured by using semiconductor devices that feature assured safety or by means of users' fail-safe precautions or other arrangement.
- 3- In no event shall Sensitron Semiconductor be liable for any damages that may result from an accident or any other cause during operation of the user's units according to the datasheet(s). Sensitron Semiconductor assumes no responsibility for any intellectual property claims or any other problems that may result from applications of information, products or circuits described in the datasheets.
- 4- In no event shall Sensitron Semiconductor be liable for any failure in a semiconductor device or any secondary damage resulting from use at a value exceeding the absolute maximum rating.
- 5- No license is granted by the datasheet(s) under any patents or other rights of any third party or Sensitron Semiconductor.
- 6- The datasheet(s) may not be reproduced or duplicated, in any form, in whole or part, without the expressed written permission of Sensitron Semiconductor.
- 7- The products (technologies) described in the datasheet(s) are not to be provided to any party whose purpose in their application will hinder maintenance of international peace and safety nor are they to be applied to that purpose by their direct purchasers or any third party. When exporting these products (technologies), the necessary procedures are to be taken in accordance with related laws and regulations.