



DECORATIVE REFUSE COLLECTION

DESIGNED FOR YOUR VISION

R



QUALITY THAT  
SPEAKS FOR ITSELF.

VERSATILE PRODUCTS. PERSONAL EXPERIENCE.





## INDOOR / OUTDOOR

CONFIGURE	<b>22, 60</b>
ENHANCE	<b>24, 63</b>
CLASSICS	<b>26, 65</b>

## INDOOR

SILHOUETTES	<b>28, 66</b>
METALLIC SERIES	<b>30, 67</b>
ATRIUM	<b>32, 68</b>
HALF ROUNDS	<b>34, 68</b>
CROWNE	<b>36, 69</b>
WASTEMASTER	<b>38, 69</b>
ROUND-TOPS	<b>40, 70</b>
DEFENDERS	<b>42, 71</b>
COLLECT-A-CUBES	<b>44, 72</b>

## OUTDOOR

ASPEN	<b>46, 74</b>
DIMENSION	<b>48, 75</b>
REGENT	<b>50, 75</b>
ARCHITEK	<b>52, 76</b>
TOWNE	<b>54, 76</b>
AVENUE	<b>56, 76</b>



DESIGNED TO  
STAND THE TEST OF TIME.

TIMELESS DESIGNS, LASTING QUALITY.





MADE TO LAST IN  
ANY CONDITION.  
SPECIALIZED DESIGNS THAT RESIST THE ELEMENTS.





ALL CONTAINERS  
ARE SHIPPED  
FULLY ASSEMBLED

## BUILT FOR THE COMMERCIAL ENVIRONMENT.

### **EASY ACCESS FRONT DOORS**

Doors allow for quicker, more ergonomic emptying of waste.

### **LINERS WITH VENTING CHANNELS**

Plastic liners with venting channels enable easy lifting of liner bags to speed up waste removal.

### **INTEGRATED LINER CINCHES**

Cinches allow easy one-step liner bag retention and eliminate knot tying to make waste collection more efficient.



# OPTIMIZE YOUR FACILITY. CUSTOMIZE YOUR SPACE.

UNIQUE NEVER FIT SO WELL.







# FUNCTION IN BEAUTIFUL FORM.

APPEALING DESIGNS, HIGH-QUALITY MATERIAL, NO COMPROMISES.





250+ COLORS, MATERIALS,  
AND PATTERNS.  
100+ DESIGNS, STYLES,  
AND SHAPES.  
1 PERFECT FOR YOU.

**COLORS**

Over 230 color options ranging from classic to edgy. If you can't find what you're looking for, utilize our color matching.

**MATERIALS**

We use quality materials like stainless steel, powder coated steel, galvanized steel, and stone – ensuring receptacles are built to last.

**FINISHES**

Match the receptacle to your facility's image with a wide selection of finishes that range from classic matte to trendy gloss.

**[RUBBERMAIDCOMMERCIAL.COM/CUSTOMIZE](https://www.rubbermaidcommercial.com/customize)**



ENGINEERED TO STAND OUT.  
DESIGNED TO FIT IN.

EXPERIENCE THE EASE OF SUPERIOR RECYCLING.





TAILORED FOR YOUR  
ENVIRONMENT AND VISION.

CRAFTED TO CUSTOMIZE YOUR FACILITY.





SUSTAINABLE.  
COMPLIANT.  
CERTIFIED.

OBRA



OSHA



CSFM





# CONFIGURE™

The Configure™ decorative refuse containers provide a customizable recycling solution with sleek, smooth surfaces and contoured edges. This recycling system has a modern appearance that will fit seamlessly into any indoor or outdoor commercial environment.



## FEATURES

- ▶ **Magnetic connection** keeps the containers arranged in the order that best fits the space – in a row or an island
- ▶ Easy access front door and handle allow for **ergonomic emptying of waste**
- ▶ Internal door hinge prevents unsightly wall damage and helps maintain a neat, **clean appearance in commercial spaces**



## ▶ CONFIGURE™ (see page 60 for full SKU listings)

An adaptable recycling system that can be tailored to fit any desired look and environment. Choose from single-stock SKUs, pre-configured multi-stream system or customize your own. Start customizing today by selecting from the following options:

### ▶ SIZES



### ▶ LID OPTIONS



### ▶ WASTE STREAM LABELS



### ▶ DESIGNER'S CHOICE (Custom colors available online. Build your own at [rubbermaidcommercial.com/customize](http://rubbermaidcommercial.com/customize))



MULTI-STREAM



MULTI-STREAM WITH RAIN HOOD



MULTI-STREAM WITH SIGNAGE





# ENHANCE™

The Enhance™ collection provides premium waste receptacles that complement the décor of any upscale property. The contrasting frame and panels offer a modern appearance that creates visual versatility. These containers are easily customizable with 230+ color, material and finish options. The eight different capacities and three shape offerings provide a seamless fit throughout an entire facility.



## FEATURES

- ▶ **Easily change panels** to refresh the look of the receptacle without buying an entirely new receptacle
- ▶ **Fingerprint-resistant coating** ensures a high-quality appearance
- ▶ A powder-coat finish and **resilient design stands up to daily use**, indoors or outdoors



## ▶ ENHANCE™ (see page 63 for full SKU listings)

Premium waste receptacles that complement the décor of any upscale property.

### ▶ STYLES



### ▶ LID OPTIONS



### ▶ SIZES



### ▶ DESIGNER'S CHOICE (Custom colors available online. Build your own at [rubbermaidcommercial.com/customize](http://rubbermaidcommercial.com/customize))

#### 230+ COLORS AVAILABLE

On-trend panel and frame options can blend in, or stand out with a pop of contrast.



#### SPECIALTY FINISHES

Laminate finishes blend into any environment.



#### PERFORATED PATTERNS

Subtle patterns that look great and complement your space.







# CLASSICS

The heavy-duty Classics decorative refuse container has a perforated steel design for a clean and modern appearance. This container is a smart choice for high traffic areas and can be used both outdoors and indoors.



## FEATURES


- ▶ Retainer bands discreetly **hold liner bags in place and out of sight**
- ▶ Lid is fastened to receptacle with a cable, making it **easier to collect waste**
- ▶ Optional waste stream identification and lid shape openings available for **easier recycling compliance**



## ▶ CLASSICS (see page 65 for full SKU listings)

STYLES	SIZES	LID OPTIONS	ACCESSORIES
OPEN TOP	25G, 51G	OPEN TOP	ANCHORING KITS, WASTE STREAM LABELS, RECESSED BASE
OPEN TOP WITH RAIN HOOD	51G	OPEN TOP	
RECYCLING TOP	25G	OPEN TOP, BOTTLES/CANS, PAPER	

## ▶ DESIGNER'S CHOICE (Custom colors available online. Build your own at rubbermaidcommercial.com/customize)







# SILHOUETTES

The sleek Silhouettes decorative refuse container has a contemporary graphic pattern designed to seamlessly and beautifully blend with indoor modern environments.



## FEATURES



- ▶ Retainer bands discreetly **hold liner bags in place and out of sight**
- ▶ Optional waste stream identification and lid shape openings available for **easier recycling compliance**

## ▶ SILHOUETTES (see page 66 for full SKU listings)

STYLES	SIZES	LID OPTIONS	ACCESSORIES
SQUARE OPEN TOP	6G, 10G, 16G, 20G, 24G, 29G, 40G, 50G	OPEN TOP	WASTE STREAM LABELS
SQUARE RECYCLING TOP	29G	OPEN TOP, BOTTLES/CANS, PAPER	
ROUND OPEN TOP	26G	OPEN TOP	
ROUND RECYCLING TOP	26G	OPEN TOP, BOTTLES/CANS, PAPER	
RECTANGLE OPEN TOP	13G, 22.5G, 25G, 40G	OPEN TOP	
SAND URN	N/A	N/A	

## ▶ DESIGNER'S CHOICE (Custom colors available online. Build your own at [rubbermaidcommercial.com/customize](http://rubbermaidcommercial.com/customize))







# METALLIC SERIES

The Metallic Series decorative refuse container has a sleek design that blends nicely with upscale interiors. A protective vinyl trim is applied on the disposal opening to help withstand the rigors of everyday use.



## FEATURES

- ▶ Bottom rim designed to **protect floors**
- ▶ Flat top style has a large opening for **easy waste disposal**
- ▶ Wastebasket style designed to **fit easily in tight spaces**



## ▶ METALLIC SERIES (see page 67 for full SKU listings)

STYLE	SIZES	LID OPTIONS	ACCESSORIES
ASH/TRASH	12G, 15G	—	—
ASH/TRASH SLENDER	3.5G		
OPEN TOP	15G		
FLAT TOP	12G, 15G		
WASTEBASKET	5G		
SAND URN	N/A		

## ▶ DESIGNER'S CHOICE (Custom colors available online. Build your own at [rubbermaidcommercial.com/customize](http://rubbermaidcommercial.com/customize))







# ATRIUM®

Durable and corrosion-resistant, the Atrium® decorative refuse indoor container has a clean, classic look. Exterior surfaces are highly polished for a smooth and blemish-free appearance.



## FEATURES

- ▶ Designed to **conceal and securely hold liner bags**
- ▶ Flip top **lid stays closed** when not in use, keeping trash out of sight



## ▶ ATRIUM® (see page 68 for full SKU listings)

STYLES	SIZES	LID OPTIONS	ACCESSORIES
FLIP TOP	15G	–	–
OPEN TOP	21G, 35G, 55G, 62G		

## ▶ DESIGNER'S CHOICE (Custom colors available online. Build your own at [rubbermaidcommercial.com/customize](http://rubbermaidcommercial.com/customize))



FLIP TOP



OPEN TOP







# HALF ROUNDS

The Half Rounds series decorative refuse container fits flush against walls to conserve space. The sleek and functional design of this receptacle blends seamlessly with upscale and modern indoor facilities.



## FEATURES

▶ Bottom rim is **designed to protect floors**



ADA COMPLIANT

## ▶ HALF ROUNDS (see page 68 for full SKU listings)

STYLE	SIZES	LID OPTIONS	ACCESSORIES
FLAT TOP	9G	—	—
ASH/TRASH	9G		
OPEN TOP	12G		

## ▶ DESIGNER'S CHOICE (Custom colors available online. Build your own at [rubbermaidcommercial.com/customize](http://rubbermaidcommercial.com/customize))



FLAT TOP



ASH/TRASH



OPEN TOP







# CROWNE

The Crowne decorative refuse indoor container has an attractive contemporary design with a curved open top that prevents objects from being placed on top of the can, keeping a neater overall appearance.



## FEATURES

- ▶ Base of receptacle is designed to **protect floors**
- ▶ Containers have a large opening for **easy waste disposal**



ADA COMPLIANT

## ▶ CROWNE (see page 69 for full SKU listings)

STYLE	SIZES	LID OPTIONS	ACCESSORIES
OPEN TOP	15G, 30G	-	-

## ▶ DESIGNER'S CHOICE (Custom colors available online. Build your own at [rubbermaidcommercial.com/customize](http://rubbermaidcommercial.com/customize))



OPEN TOP







# WASTEMASTER

The WasteMaster decorative refuse indoor container has two lid options. The swing top option has a lid that opens with a touch then automatically closes to conceal trash. The open top option encourages easy, drop-in waste disposal.



## FEATURES

- ▶ **Durable non-magnetic** stainless steel
- ▶ Legs feature nylon-based pads to **protect floor**
- ▶ Retainer bands **discreetly hold liner bags in place and out of sight**



## ▶ WASTEMASTER (see page 69 for full SKU listings)

STYLE	SIZES	LID OPTIONS	ACCESSORIES
SWING TOP	10.5G, 14G, 16G, 24G, 29G, 40G	–	ANCHORING KITS, LOCK & KEY
OPEN TOP	10.5G, 14G, 16G, 24G, 29G, 40G		

## ▶ DESIGNER'S CHOICE (Custom colors available online. Build your own at [rubbermaidcommercial.com/customize](http://rubbermaidcommercial.com/customize))



SWING TOP



OPEN TOP







# ROUND-TOPS

The Round-Tops decorative refuse container has a sleek design that beautifully blends into any indoor environment. These containers feature a bottom rim that is designed to protect flooring.



## FEATURES



- ▶ Hand grips for **easy lift-off emptying**
- ▶ The push door style features a self-closing door to help **control odors**
- ▶ The step-on style features a foot pedal allowing for **hands-free operation**

## ▶ ROUND-TOPS (see page 70 for full SKU listings)

STYLE	SIZES	LID OPTIONS	ACCESSORIES
PUSH DOOR	12G, 15G, 21G	—	—
OPEN TOP	15G		
DOME TOP	15G		
STEP-ON PUSH DOOR	15G		

## ▶ DESIGNER'S CHOICE (Custom colors available online. Build your own at [rubbermaidcommercial.com/customize](http://rubbermaidcommercial.com/customize))



PUSH DOOR



OPEN TOP



DOME TOP



STEP-ON PUSH DOOR







# DEFENDERS®

The Defenders® decorative refuse container is an ideal indoor waste receptacle for hospitals, doctor's offices and other healthcare facilities. The step-on foot pedal enables hands-free operation, optimizing sanitary efforts.



## FEATURES



## ▶ DEFENDERS® (see page 70 for full SKU listings)

STYLE	SIZES	LID OPTIONS	ACCESSORIES
ROUND	3.5G, 5G	–	MEDICAL WASTE LABELS, DAMPENER
SQUARE	4G, 6.5G, 7G, 12G, 13G, 24G, 25G, 40G		
SQUARE W/ WHEELS	40G		

## ▶ DESIGNER'S CHOICE (Custom colors available online. Build your own at [rubbermaidcommercial.com/customize](http://rubbermaidcommercial.com/customize))



ROUND



SQUARE



SQUARE WITH WHEELS







# COLLECT-A-CUBES™

The Collect-A-Cubes™ decorative refuse indoor container's clean and simple appearance improves recycling compliance. Simply select the lid type and decal to meet the needs of your facility.



## FEATURES

- ▶ Can be used **individually, side-by-side, or grouped**
- ▶ Protective vinyl trim on all disposal openings stands up to **heavy use**
- ▶ Optional waste stream identification and lid shape openings available for **easier recycling compliance**

## ▶ COLLECT-A-CUBES™ (see page 72 for full SKU listings)

STYLES	SIZES	LID OPTIONS	ACCESSORIES
OPEN TOP	22.5G, 28.5G, 34.5G	OPEN TOP	LOCK & KEY, WASTE STREAM LABELS
RECYCLING TOP	22.5G, 28.5G, 34.5G	OPEN TOP, BOTTLE/CANS, PAPER	

## ▶ DESIGNER'S CHOICE (Custom colors available online. Build your own at [rubbermaidcommercial.com/customize](http://rubbermaidcommercial.com/customize))



OPEN TOP



RECYCLING TOP



AVAILABLE STREAM LABELS







# ASPEN

The Aspen decorative refuse container's stone panels naturally blend this receptacle into any outdoor environment.



## FEATURES

- ▶ Durable powder coat finish **withstands severe weather and resists fading** even when exposed to harsh UV rays
- ▶ Hinged lid style enables **easy waste removal**
- ▶ Adjustable leg levelers **create stability** on uneven surfaces



## ▶ ASPEN (see page 74 for full SKU listings)

STYLES	SIZES	LID OPTIONS	ACCESSORIES
FLAT TOP	12G	–	ANCHORING KIT, LOCK AND KEY
ASH/TRASH	12G, 24G		
ASH/TRASH W/ WEATHER SHIELD	12G, 24G		
HINGED TOP	29G, 38G, 48G		
HINGED TOP W/ WEATHER SHIELD	29G, 38G, 48G		
SAND URN	N/A		
SAND URN W/ WEATHER SHIELD	N/A		
ASH/TRASH W/ ROUND OPENING	2.5G		
ASH/TRASH W/ ROUND OPENING AND WEATHER SHIELD	2.5G		
FRONT DOOR	38G		

## ▶ DESIGNER'S CHOICE (Custom colors available online. Build your own at [rubbermaidcommercial.com/customize](http://rubbermaidcommercial.com/customize))







# DIMENSION

The Dimension decorative refuse container's solid or perforated steel panels create an upscale, dimensional look that complements contemporary outdoor environments.



# FEATURES

- ▶ Durable powder coat finish **withstands severe weather and resists fading** even when exposed to harsh UV rays
- ▶ Hinged lid style enables **easy waste removal**
- ▶ Adjustable leg levelers **create stability** on uneven surfaces



## ▶ DIMENSION (see page 75 for full SKU listings)

STYLE	SIZES	LID OPTIONS	ACCESSORIES
FLAT TOP	12G, 24G	–	ANCHORING KIT, LOCK AND KEY
ASH/TRASH	12G		
ASH/TRASH W/ WEATHER SHIELD	12G, 24G		
HINGED TOP	29G, 38G, 48G		
HINGED TOP W/ WEATHER SHIELD	29G, 38G, 48G		
SAND URN	N/A		
SAND URN W/ WEATHER SHIELD	N/A		
ASH/TRASH W/ ROUND OPENING	2.5G		
ASH/TRASH W/ ROUND OPENING AND WEATHER SHIELD	2.5G		

## ▶ DESIGNER'S CHOICE (Custom colors available online. Build your own at [rubbermaidcommercial.com/customize](http://rubbermaidcommercial.com/customize))







# REGENT

The Regent decorative refuse outdoor container conveys an environmentally friendly message with green trim and lumber finished slats.



## FEATURES

- ▶ Lumber finished slats constructed of **100% recycled plastic**
- ▶ Durable powder coat finish **withstands severe weather and resists fading** even when exposed to harsh UV rays
- ▶ Adjustable leg levelers **create stability** on uneven surfaces



## ▶ REGENT (see page 75 for full SKU listings)

STYLE	SIZES	LID OPTIONS	ACCESSORIES
FLAT TOP	12G	–	ANCHORING KIT, LOCK AND KEY
ASH/TRASH	12G		
ASH/TRASH W/ WEATHER SHIELD	12G		
HINGED TOP	29G		
HINGED TOP W/ WEATHER SHIELD	29G		

## ▶ DESIGNER'S CHOICE (Custom colors available online. Build your own at [rubbermaidcommercial.com/customize](http://rubbermaidcommercial.com/customize))



FLAT TOP



ASH/TRASH



ASH/TRASH WITH WEATHER SHIELD



HINGED TOP



HINGED TOP WITH WEATHER SHIELD







# ARCHITEK®

With its clean, contoured lines and multi-dimensional design, the Architek® decorative refuse container is an ideal fit for contemporary and upscale outdoor environments.



## FEATURES

- ▶ Durable powder coat finish **withstands severe weather and resists fading** even when exposed to harsh UV rays
- ▶ Adjustable leg levelers **create stability** on uneven surfaces



ADA COMPLIANT

## ▶ ARCHITEK® (see page 76 for full SKU listings)

STYLE	SIZES	LID OPTIONS	ACCESSORIES
FLAT TOP	17G	—	ANCHORING KITS
FLAT TOP W/ SAND URN	5G, 17G		
CANOPY TOP	38G		
CANOPY TOP W/ SAND URN	38G		
OPEN TOP	38G		
SAND URN	N/A		

## ▶ DESIGNER'S CHOICE (Custom colors available online. Build your own at [rubbermaidcommercial.com/customize](http://rubbermaidcommercial.com/customize))







# TOWNE

The Towne decorative refuse outdoor container has two styles. The lumber finished slat style has a natural look that blends with any outdoor environment. The perforated style has a contemporary look that matches any outdoor environment.



## FEATURES

- ▶ Retainer bands **discreetly hold liner bags** in place
- ▶ Bottom drain holes help **prevent water accumulation**
- ▶ Lumber finished slats style constructed of **100% recycled plastic**



## TOWNE (see page 76 for full SKU listings)

STYLE	SIZES	LID OPTIONS	ACCESSORIES
IN GROUND POST W/ LUMBER FINISHED SLATS	34G, 63G	DOME TOPS, FUNNEL TOPS	SURFACE MOUNT POLE, MOUNTING BRACKET KIT, IN GROUND POLE
SURFACE POST W/ LUMBER FINISHED SLATS	10G, 34G, 63G		
PERFORATED METAL ON POLE	10G, 22G		
PERFORATED METAL ON WALL BRACKET	10G, 22G		
PERFORATED METAL	10G, 22G, 34G, 63G		
PERFORATED METAL W/ LUMBER FINISHED SLATS	34G, 63G		

LID OPTIONS AND ACCESSORIES, PAGE 67



## DESIGNER'S CHOICE (Custom colors available online. Build your own at rubbermaidcommercial.com/customize)







# AVENUE

The Avenue decorative refuse container is designed for outdoor high-traffic areas and harsh weather conditions. It adds an attractive element to your facility with its sophisticated vertical rail design.



## FEATURES

- ▶ Durable powder coat finish **withstands severe weather and resists fading** even when exposed to harsh UV rays
- ▶ Lid is fastened to receptacle for **added security**
- ▶ Adjustable leg levelers **create stability** on uneven surfaces



ADA COMPLIANT

## ▶ AVENUE (see page 76 for full SKU listings)

STYLE	SIZES	LID OPTIONS	ACCESSORIES
RECTANGLE OPEN TOP W/ HINGED LID	35G	–	–
SQUARE OPEN TOP W/ HINGED LID	16G		
ROUND OPEN TOP	32G		
ROUND OPEN TOP WITH PERFORATION	23G, 37G		

## ▶ DESIGNER'S CHOICE (Custom colors available online. Build your own at [rubbermaidcommercial.com/customize](http://rubbermaidcommercial.com/customize))



RECTANGLE OPEN TOP WITH HINGED LID




SQUARE OPEN TOP WITH HINGED LID



ROUND OPEN TOP



ROUND OPEN TOP WITH PERFORATION







INDEX

FIND EXACTLY WHAT YOU'RE LOOKING FOR.







SKU #	DESCRIPTION	FRONT COLOR	SIDE COLOR	GALLONS	LENGTH (IN.)	WIDTH (IN.)	HEIGHT (IN.)
<b>SINGLE STREAM</b>							
1961614	1 STREAM LANDFILL 15G	GREY STENNI GLOSS	TEXTURED BLACK	15	14.78	19.50	37.97
1961615	1 STREAM MIXED RECYCLING 15G	GREY STENNI GLOSS	TEXTURED BLACK	15	14.78	19.50	37.97
1961616	1 STREAM PAPER 15G	GREY STENNI GLOSS	TEXTURED BLACK	15	14.78	19.50	37.97
1961617	1 STREAM PLASTIC 15G	GREY STENNI GLOSS	TEXTURED BLACK	15	14.78	19.50	37.97
1961618	1 STREAM GLASS 15G	GREY STENNI GLOSS	TEXTURED BLACK	15	14.78	19.50	37.97
1961619	1 STREAM CANS 15G	GREY STENNI GLOSS	TEXTURED BLACK	15	14.78	19.50	37.97
1961620	1 STREAM ORGANIC WASTE 15G	GREY STENNI GLOSS	TEXTURED BLACK	15	14.78	19.50	37.97
1961621	1 STREAM LANDFILL 23G	GREY STENNI GLOSS	TEXTURED BLACK	23	19.59	19.50	37.97
1961622	1 STREAM MIXED RECYCLING 23G	GREY STENNI GLOSS	TEXTURED BLACK	23	19.59	19.50	37.97
1961623	1 STREAM PAPER 23G	GREY STENNI GLOSS	TEXTURED BLACK	23	19.59	19.50	37.97
1961624	1 STREAM PLASTIC 23G	GREY STENNI GLOSS	TEXTURED BLACK	23	19.59	19.50	37.97
1961625	1 STREAM GLASS 23G	GREY STENNI GLOSS	TEXTURED BLACK	23	19.59	19.50	37.97
1961626	1 STREAM CANS 23G	GREY STENNI GLOSS	TEXTURED BLACK	23	19.59	19.50	37.97
1961627	1 STREAM ORGANIC WASTE 23G	GREY STENNI GLOSS	TEXTURED BLACK	23	19.59	19.50	37.97
1961628	1 STREAM LANDFILL 33G	GREY STENNI GLOSS	TEXTURED BLACK	33	24.05	19.50	37.97
1961629	1 STREAM MIXED RECYCLING 33G	GREY STENNI GLOSS	TEXTURED BLACK	33	24.05	19.50	37.97
1961630	1 STREAM PAPER 33G	GREY STENNI GLOSS	TEXTURED BLACK	33	24.05	19.50	37.97
1961641	1 STREAM PLASTIC 33G	GREY STENNI GLOSS	TEXTURED BLACK	33	24.05	19.50	37.97
1961642	1 STREAM GLASS 33G	GREY STENNI GLOSS	TEXTURED BLACK	33	24.05	19.50	37.97
1961505	1 STREAM CANS 33G	GREY STENNI GLOSS	TEXTURED BLACK	33	24.05	19.50	37.97
1961506	1 STREAM ORGANIC WASTE 33G	GREY STENNI GLOSS	TEXTURED BLACK	33	24.05	19.50	37.97
1961507	1 STREAM LANDFILL 45G	GREY STENNI GLOSS	TEXTURED BLACK	45	29.13	19.50	37.97
1961508	1 STREAM MIXED RECYCLING 45G	GREY STENNI GLOSS	TEXTURED BLACK	45	29.13	19.50	37.97
1961509	1 STREAM PAPER 45G	GREY STENNI GLOSS	TEXTURED BLACK	45	29.13	19.50	37.97
1961510	1 STREAM PLASTIC 45G	GREY STENNI GLOSS	TEXTURED BLACK	45	29.13	19.50	37.97
1961681	1 STREAM GLASS 45G	GREY STENNI GLOSS	TEXTURED BLACK	45	29.13	19.50	37.97
1961682	1 STREAM CANS 45G CANS	GREY STENNI GLOSS	TEXTURED BLACK	45	29.13	19.50	37.97
1961683	1 STREAM ORGANIC WASTE 45G	GREY STENNI GLOSS	TEXTURED BLACK	45	29.13	19.50	37.97
1961711	1 STREAM LANDFILL 15G	STAINLESS STEEL	STAINLESS STEEL	15	14.78	19.50	37.97
1961684	1 STREAM MIXED RECYCLING 15G	STAINLESS STEEL	STAINLESS STEEL	15	14.78	19.50	37.97
1961685	1 STREAM PAPER 15G	STAINLESS STEEL	STAINLESS STEEL	15	14.78	19.50	37.97
1961686	1 STREAM PLASTIC 15G	STAINLESS STEEL	STAINLESS STEEL	15	14.78	19.50	37.97
1961687	1 STREAM GLASS 15G	STAINLESS STEEL	STAINLESS STEEL	15	14.78	19.50	37.97
1961688	1 STREAM CANS 15G	STAINLESS STEEL	STAINLESS STEEL	15	14.78	19.50	37.97
1961689	1 STREAM ORGANIC WASTE 15G	STAINLESS STEEL	STAINLESS STEEL	15	14.78	19.50	37.97
1961690	1 STREAM LANDFILL 23G	STAINLESS STEEL	STAINLESS STEEL	23	19.59	19.50	37.97
1961691	1 STREAM MIXED RECYCLING 23G	STAINLESS STEEL	STAINLESS STEEL	23	19.59	19.50	37.97
1961692	1 STREAM PAPER 23G	STAINLESS STEEL	STAINLESS STEEL	23	19.59	19.50	37.97
1961693	1 STREAM PLASTIC 23G	STAINLESS STEEL	STAINLESS STEEL	23	19.59	19.50	37.97
1961694	1 STREAM GLASS 23G	STAINLESS STEEL	STAINLESS STEEL	23	19.59	19.50	37.97
1961695	1 STREAM CANS 23G	STAINLESS STEEL	STAINLESS STEEL	23	19.59	19.50	37.97
1961696	1 STREAM ORGANIC WASTE 23G	STAINLESS STEEL	STAINLESS STEEL	23	19.59	19.50	37.97
1961697	1 STREAM LANDFILL 33G	STAINLESS STEEL	STAINLESS STEEL	33	24.05	19.50	37.97
1961698	1 STREAM MIXED RECYCLING 33G	STAINLESS STEEL	STAINLESS STEEL	33	24.05	19.50	37.97
1961699	1 STREAM PAPER 33G	STAINLESS STEEL	STAINLESS STEEL	33	24.05	19.50	37.97
1961700	1 STREAM PLASTIC 33G	STAINLESS STEEL	STAINLESS STEEL	33	24.05	19.50	37.97
1961701	1 STREAM GLASS 33G	STAINLESS STEEL	STAINLESS STEEL	33	24.05	19.50	37.97
1961702	1 STREAM CANS 33G	STAINLESS STEEL	STAINLESS STEEL	33	24.05	19.50	37.97
1961703	1 STREAM ORGANIC WASTE 33G	STAINLESS STEEL	STAINLESS STEEL	33	24.05	19.50	37.97
1961704	1 STREAM LANDFILL 45G	STAINLESS STEEL	STAINLESS STEEL	45	29.13	19.50	37.97



SKU #	DESCRIPTION	FRONT COLOR	SIDE COLOR	GALLONS	LENGTH (IN.)	WIDTH (IN.)	HEIGHT (IN.)
1961705	1 STREAM MIXED RECYCLING 45G	STAINLESS STEEL	STAINLESS STEEL	45	29.13	19.50	37.97
1961706	1 STREAM PAPER 45G	STAINLESS STEEL	STAINLESS STEEL	45	29.13	19.50	37.97
1961707	1 STREAM PLASTIC 45G	STAINLESS STEEL	STAINLESS STEEL	45	29.13	19.50	37.97
1961708	1 STREAM GLASS 45G	STAINLESS STEEL	STAINLESS STEEL	45	29.13	19.50	37.97
1961709	1 STREAM CANS 45G	STAINLESS STEEL	STAINLESS STEEL	45	29.13	19.50	37.97
1961710	1 STREAM ORGANIC WASTE 45G	STAINLESS STEEL	STAINLESS STEEL	45	29.13	19.50	37.97
<b>SINGLE STREAM WITH RAIN HOOD</b>							
1961712	1 STREAM LANDFILL 15G RAIN HOOD	GREY STENNI GLOSS	TEXTURED BLACK	15	14.91	19.62	45.86
1961713	1 STREAM MIXED RECYCLING 15G RAIN HOOD	GREY STENNI GLOSS	TEXTURED BLACK	15	14.91	19.62	45.86
1961714	1 STREAM PAPER 15G RAIN HOOD	GREY STENNI GLOSS	TEXTURED BLACK	15	14.91	19.62	45.86
1961715	1 STREAM PLASTIC 15G RAIN HOOD	GREY STENNI GLOSS	TEXTURED BLACK	15	14.91	19.62	45.86
1961716	1 STREAM GLASS 15G RAIN HOOD	GREY STENNI GLOSS	TEXTURED BLACK	15	14.91	19.62	45.86
1961717	1 STREAM CANS 15G RAIN HOOD	GREY STENNI GLOSS	TEXTURED BLACK	15	14.91	19.62	45.86
1961718	1 STREAM ORGANIC WASTE 15G RAIN HOOD	GREY STENNI GLOSS	TEXTURED BLACK	15	14.91	19.62	45.86
1961719	1 STREAM LANDFILL 23G RAIN HOOD	GREY STENNI GLOSS	TEXTURED BLACK	23	19.56	19.62	45.86
1961720	1 STREAM MIXED RECYCLING 23G RAIN HOOD	GREY STENNI GLOSS	TEXTURED BLACK	23	19.56	19.62	45.86
1961721	1 STREAM PAPER 23G RAIN HOOD	GREY STENNI GLOSS	TEXTURED BLACK	23	19.56	19.62	45.86
1961722	1 STREAM PLASTIC 23G RAIN HOOD	GREY STENNI GLOSS	TEXTURED BLACK	23	19.56	19.62	45.86
1961723	1 STREAM GLASS 23G RAIN HOOD	GREY STENNI GLOSS	TEXTURED BLACK	23	19.56	19.62	45.86
1961724	1 STREAM CANS 23G RAIN HOOD	GREY STENNI GLOSS	TEXTURED BLACK	23	19.56	19.62	45.86
1961725	1 STREAM ORGANIC WASTE 23G RAIN HOOD	GREY STENNI GLOSS	TEXTURED BLACK	23	19.56	19.62	45.86
1961726	1 STREAM LANDFILL 33G RAIN HOOD	GREY STENNI GLOSS	TEXTURED BLACK	33	24.37	19.62	45.86
1961727	1 STREAM MIXED RECYCLING 33G RAIN HOOD	GREY STENNI GLOSS	TEXTURED BLACK	33	24.37	19.62	45.86
1961728	1 STREAM PAPER 33G RAIN HOOD	GREY STENNI GLOSS	TEXTURED BLACK	33	24.37	19.62	45.86
1961729	1 STREAM PLASTIC 33G RAIN HOOD	GREY STENNI GLOSS	TEXTURED BLACK	33	24.37	19.62	45.86
1961730	1 STREAM GLASS 33G RAIN HOOD	GREY STENNI GLOSS	TEXTURED BLACK	33	24.37	19.62	45.86
1961741	1 STREAM CANS 33G RAIN HOOD	GREY STENNI GLOSS	TEXTURED BLACK	33	24.37	19.62	45.86
1961742	1 STREAM ORGANIC WASTE 33G RAIN HOOD	GREY STENNI GLOSS	TEXTURED BLACK	33	24.37	19.62	45.86
1961743	1 STREAM LANDFILL 45G RAIN HOOD	GREY STENNI GLOSS	TEXTURED BLACK	45	29.32	19.62	45.86
1961744	1 STREAM MIXED RECYCLING 45G RAIN HOOD	GREY STENNI GLOSS	TEXTURED BLACK	45	29.32	19.62	45.86
1961745	1 STREAM PAPER 45G RAIN HOOD	GREY STENNI GLOSS	TEXTURED BLACK	45	29.32	19.62	45.86
1961746	1 STREAM PLASTIC 45G RAIN HOOD	GREY STENNI GLOSS	TEXTURED BLACK	45	29.32	19.62	45.86
1961747	1 STREAM GLASS 45G RAIN HOOD	GREY STENNI GLOSS	TEXTURED BLACK	45	29.32	19.62	45.86
1961748	1 STREAM CANS 45G RAIN HOOD	GREY STENNI GLOSS	TEXTURED BLACK	45	29.32	19.62	45.86
1961749	1 STREAM ORGANIC WASTE 45G RAIN HOOD	GREY STENNI GLOSS	TEXTURED BLACK	45	29.32	19.62	45.86
<b>MULTI-STREAM SYSTEMS</b>							
1961750	2 STREAM LANDFILL/MIXED RECYCLING 15/23G	GREY STENNI GLOSS	TEXTURED BLACK	15/23	34.25	19.50	37.97
1961751	2 STREAM LANDFILL/MIXED RECYCLING 15/33G	GREY STENNI GLOSS	TEXTURED BLACK	15/33	38.84	19.50	37.97
1961752	2 STREAM LANDFILL/PAPER 2 15G	GREY STENNI GLOSS	TEXTURED BLACK	15/15	29.44	19.50	37.97
1961753	2 STREAM LANDFILL/PAPER 15/23G	GREY STENNI GLOSS	TEXTURED BLACK	15/23	34.25	19.50	37.97
1961754	2 STREAM LANDFILL/ORGANIC WASTE 15/23G	GREY STENNI GLOSS	TEXTURED BLACK	15/23	34.25	19.50	37.97
1961755	2 STREAM LANDFILL/MIXED RECYCLING 23/33G	GREY STENNI GLOSS	TEXTURED BLACK	23/33	39.05	19.50	37.97
1961780	2 STREAM LANDFILL/MIXED RECYCLING 15/23G	STAINLESS STEEL	STAINLESS STEEL	15/23	34.25	19.50	37.97
1961781	2 STREAM LANDFILL/MIXED RECYCLING 15/33G	STAINLESS STEEL	STAINLESS STEEL	15/33	38.84	19.50	37.97
1961782	2 STREAM LANDFILL/PAPER 2 15G	STAINLESS STEEL	STAINLESS STEEL	15/15	29.44	19.50	37.97
1961783	2 STREAM LANDFILL/PAPER 15/23G	STAINLESS STEEL	STAINLESS STEEL	15/23	34.25	19.50	37.97
1961784	2 STREAM LANDFILL/ORGANIC WASTE 15/23G	STAINLESS STEEL	STAINLESS STEEL	15/23	34.25	19.50	37.97
1961785	2 STREAM LANDFILL/MIXED RECYCLING 23/33G	STAINLESS STEEL	STAINLESS STEEL	23/33	39.05	19.50	37.97
1961756	3 STREAM LANDFILL/MIXED/ORGANIC WASTE 3 15G	GREY STENNI GLOSS	TEXTURED BLACK	15/15/15	44.10	19.50	37.97
1961757	3 STREAM PAPER/CANS/PLASTIC 3 15G	GREY STENNI GLOSS	TEXTURED BLACK	15/15/15	44.10	19.50	37.97
1961758	3 STREAM LANDFILL/PAPER/CANS 3 15G	GREY STENNI GLOSS	TEXTURED BLACK	15/15/15	44.10	19.50	37.97



# CONFIGURE™ (cont)



SKU #	DESCRIPTION	FRONT COLOR	SIDE COLOR	GALLONS	LENGTH (IN.)	WIDTH (IN.)	HEIGHT (IN.)
<b>MULTI-STREAM SYSTEMS</b>							
1961759	3 STREAM LANDFILL/PAPER/CANS 15/23/23G	GREY STENNI GLOSS	TEXTURED BLACK	15/23/23	53.71	19.50	37.97
1961786	3 STREAM LANDFILL/MIXED RECYCLING/ORGANIC WASTE 3 15G	STAINLESS STEEL	STAINLESS STEEL	15/15/15	44.10	19.50	37.97
1961787	3 STREAM PAPER/CANS/PLASTIC 3 15G	STAINLESS STEEL	STAINLESS STEEL	15/15/15	44.10	19.50	37.97
1961788	3 STREAM LANDFILL/PAPER/CANS 3 15G	STAINLESS STEEL	STAINLESS STEEL	15/15/15	44.10	19.50	37.97
1961789	3 STREAM LANDFILL/PAPER/CANS 15/23/23G	STAINLESS STEEL	STAINLESS STEEL	15/23/23	53.71	19.50	37.97
1961774	3 STREAM LANDFILL/MIXED RECYCLING/ORGANIC WASTE 3 15G	GREY STENNI GLOSS	TEXTURED BLACK	15/15/15	44.10	19.62	44.51
1961775	3 STREAM PAPER/CANS/PLASTIC 3 15G	GREY STENNI GLOSS	TEXTURED BLACK	15/15/15	44.10	19.62	44.51
1961776	3 STREAM LANDFILL/PAPER/CANS 3 15G	GREY STENNI GLOSS	TEXTURED BLACK	15/15/15	44.10	19.62	44.51
1961760	4 STREAM LANDFILL/PAPER/PLASTIC/CANS 4 15G	GREY STENNI GLOSS	TEXTURED BLACK	15/15/15/15	58.76	19.50	37.97
1961771	4 STREAM PAPER/PLASTIC/CANS/GLASS 4 15G	GREY STENNI GLOSS	TEXTURED BLACK	15/15/15/15	58.76	19.50	37.97
1961772	4 STREAM LANDFILL/PAPER/CANS/ORGANIC WASTE 4 15G	GREY STENNI GLOSS	TEXTURED BLACK	15/15/15/15	58.76	19.50	37.97
1961790	4 STREAM LANDFILL/PAPER/PLASTIC/CANS 4 15G	STAINLESS STEEL	STAINLESS STEEL	15/15/15/15	58.76	19.50	37.97
1961801	4 STREAM PAPER/PLASTIC/CANS/GLASS 4 15G	STAINLESS STEEL	STAINLESS STEEL	15/15/15/15	58.76	19.50	37.97
1961802	4 STREAM LANDFILL/PAPER/CANS/ORGANIC WASTE 4 15G	STAINLESS STEEL	STAINLESS STEEL	15/15/15/15	58.76	19.50	37.97
1961777	4 STREAM LANDFILL/PAPER/PLASTIC/CANS 4 15G	GREY STENNI GLOSS	TEXTURED BLACK	15/15/15/15	58.76	19.62	44.51
1961778	4 STREAM PAPER/PLASTIC/CANS/GLASS 4 15G	GREY STENNI GLOSS	TEXTURED BLACK	15/15/15/15	58.76	19.62	44.51
1961779	4 STREAM LANDFILL/PAPER/CANS/ORGANIC WASTE 4 15G	GREY STENNI GLOSS	TEXTURED BLACK	15/15/15/15	58.76	19.62	44.51
1961773	5 STREAM GLASS/PAPER/PLASTIC/CANS/ORGANIC WASTE 5 15G	GREY STENNI GLOSS	TEXTURED BLACK	15/15/15/15/15	73.42	19.50	37.97
1963087	5 STREAM GLASS/PAPER/PLASTIC/CANS/ORGANIC WASTE 5 15G	STAINLESS STEEL	STAINLESS STEEL	15/15/15/15/15	73.42	19.50	37.97
<b>MULTI-STREAM SYSTEMS OUTDOOR WITH RAIN HOOD</b>							
1961803	2 STREAM LANDFILL/MIXED RECYCLING 15/23G RAIN HOOD	GREY STENNI GLOSS	TEXTURED BLACK	15/23	34.47	19.62	45.86
1961804	2 STREAM LANDFILL/MIXED RECYCLING 15/33G RAIN HOOD	GREY STENNI GLOSS	TEXTURED BLACK	15/33	39.28	19.62	45.86
1961805	2 STREAM LANDFILL/MIXED RECYCLING 23/33G RAIN HOOD	GREY STENNI GLOSS	TEXTURED BLACK	23/33	39.28	19.62	45.86
<b>ADDITIONAL SIGNAGE</b>							
1961572	LANDFILL 15G SIGN	BLACK	—	15	14.03	1.78	8.49
1961573	LANDFILL 23G SIGN	BLACK	—	23	18.87	1.78	8.49
1961574	LANDFILL 33G SIGN	BLACK	—	33	23.64	1.78	8.49
1961575	LANDFILL 45G SIGN	BLACK	—	45	28.45	1.78	8.49
1961576	GLASS 15G SIGN	ORANGE	—	15	14.03	1.78	8.49
1961577	GLASS 23G SIGN	ORANGE	—	23	18.87	1.78	8.49
1961578	GLASS 33G SIGN	ORANGE	—	33	23.64	1.78	8.49
1961579	GLASS 45G SIGN	ORANGE	—	45	29.13	1.78	8.49
1961580	ORGANIC WASTE 15G SIGN	GREEN	—	15	14.03	1.78	8.49
1961581	ORGANIC WASTE 23G SIGN	GREEN	—	23	18.87	1.78	8.49
1961582	ORGANIC WASTE 33G SIGN	GREEN	—	33	23.64	1.78	8.49
1961583	ORGANIC WASTE 45G SIGN	GREEN	—	45	28.45	1.78	8.49
1961584	PLASTIC 15G SIGN	RED	—	15	14.03	1.78	8.49
1961585	PLASTIC 23G SIGN	RED	—	23	18.87	1.78	8.49
1961586	PLASTIC 33G SIGN	RED	—	33	23.64	1.78	8.49
1961587	PLASTIC 45G SIGN	RED	—	45	29.13	1.78	8.49
1961588	MIXED RECYCLING 15G SIGN	BLUE	—	15	14.03	1.78	8.49
1961589	PAPER 15G SIGN	BLUE	—	15	14.03	1.78	8.49
1961590	MIXED RECYCLING 23G SIGN	BLUE	—	23	18.87	1.78	8.49
1961591	PAPER 23G SIGN	BLUE	—	23	18.87	1.78	8.49
1961592	MIXED RECYCLING 33G SIGN	BLUE	—	33	23.64	1.78	8.49
1961593	PAPER 33G SIGN	BLUE	—	33	23.64	1.78	8.49
1961594	MIXED RECYCLING 45G SIGN	BLUE	—	45	28.45	1.78	8.49
1961595	PAPER 45G SIGN	BLUE	—	45	28.45	1.78	8.49
1961596	CANS 15G SIGN	YELLOW	—	15	14.03	1.78	8.49
1961597	CANS 23G SIGN	YELLOW	—	23	18.87	1.78	8.49
1961598	CANS 33G SIGN	YELLOW	—	33	23.64	1.78	8.49
1961599	CANS 45G SIGN	YELLOW	—	33	28.45	1.78	8.49

# ENHANCE™



SKU #	DESCRIPTION	COLOR	GALLONS	LENGTH (IN.)	WIDTH (IN.)	HEIGHT (IN.)
<b>INDOOR</b>						
1970033	PILL 7G OPEN TOP	FRAME: PEARL MOUSE GREY METALLIC; PANEL: UMBRA GREY METALLIC	7	17.13	9.63	17.05
1970034	PILL 2 STREAM 7G RECYCLING TOP LANDFILL/MIXED RECYCLING	FRAME: PEARL MOUSE GREY METALLIC; PANEL: UMBRA GREY METALLIC	7	17.13	9.63	17.05
1970035	PILL 7G OPEN TOP	FRAME: STARDUST SILVER METALLIC; PANEL: BRUSHED STAINLESS	7	17.13	9.63	17.05
1970036	PILL 2 STREAM 7G RECYCLING TOP LANDFILL/MIXED RECYCLING	FRAME: STARDUST SILVER METALLIC; PANEL: BRUSHED STAINLESS	7	17.13	9.63	17.05
1970037	PILL 7G OPEN TOP	FRAME: PEARL MOUSE GREY METALLIC; PANEL: MOCHA 7	7	17.13	9.63	17.05
1970038	PILL 2 STREAM 7G RECYCLING TOP LANDFILL/MIXED RECYCLING	FRAME: PEARL MOUSE GREY METALLIC; PANEL: MOCHA 7	7	17.13	9.63	17.05
1970039	PILL 7G OPEN TOP	FRAME: JET BLACK METALLIC; PANEL: EBONY	7	17.13	9.63	17.05
1969873	PILL 2 STREAM 7G RECYCLING TOP LANDFILL/MIXED RECYCLING	FRAME: JET BLACK METALLIC; PANEL: EBONY	7	17.13	9.63	17.05
1969874	HALF ROUND 7.5G OPEN TOP	FRAME: PEARL MOUSE GREY METALLIC; PANEL: UMBRA GREY METALLIC	7.5	18.7	10.69	31.66
1969876	HALF ROUND ASH/TRASH 7.5G	FRAME: PEARL MOUSE GREY METALLIC; PANEL: UMBRA GREY METALLIC	7.5	18.7	10.69	31.66
1969878	HALF ROUND 7.5G OPEN TOP	FRAME: STARDUST SILVER METALLIC; PANEL: BRUSHED STAINLESS	7.5	18.7	10.69	31.66
1969880	HALF ROUND ASH/TRASH 7.5G	FRAME: STARDUST SILVER METALLIC; PANEL: BRUSHED STAINLESS	7.5	18.7	10.69	31.66
1970082	HALF ROUND 7.5G OPEN TOP	FRAME: PEARL MOUSE GREY METALLIC; PANEL: MOCHA 7.5	7.5	18.7	10.69	31.66
1970084	HALF ROUND ASH/TRASH 7.5G	FRAME: PEARL MOUSE GREY METALLIC; PANEL: MOCHA 7.5	7.5	18.7	10.69	31.66
1970086	HALF ROUND 7.5G OPEN TOP	FRAME: JET BLACK METALLIC; PANEL: EBONY	7.5	18.7	10.69	31.66
1970088	HALF ROUND ASH/TRASH 7.5G	FRAME: JET BLACK METALLIC; PANEL: EBONY	7.5	18.7	10.69	31.66
1970090	HALF ROUND 11.5G OPEN TOP	FRAME: PEARL MOUSE GREY METALLIC; PANEL: UMBRA GREY METALLIC	11.5	22.2	12.41	31.65
1970112	HALF ROUND 2 STREAM 11.5G RECYCLING TOP LANDFILL/MIXED RECYCLING	FRAME: PEARL MOUSE GREY METALLIC; PANEL: UMBRA GREY METALLIC	11.5	22.2	12.43	31.65
1970113	HALF ROUND 11.5G OPEN TOP	FRAME: STARDUST SILVER METALLIC; PANEL: BRUSHED STAINLESS	11.5	22.2	12.41	31.65
1970115	HALF ROUND 2 STREAM 11.5G RECYCLING TOP LANDFILL/MIXED RECYCLING	FRAME: STARDUST SILVER METALLIC; PANEL: BRUSHED STAINLESS	11.5	22.2	12.43	31.65
1970116	HALF ROUND 11.5G OPEN TOP	FRAME: PEARL MOUSE GREY METALLIC; PANEL: MOCHA 11.5	11.5	22.2	12.41	31.65
1970118	HALF ROUND 2 STREAM 11.5G RECYCLING TOP LANDFILL/MIXED RECYCLING	FRAME: PEARL MOUSE GREY METALLIC; PANEL: MOCHA 11.5	11.5	22.2	12.43	31.65
1970119	HALF ROUND 11.5G OPEN TOP	FRAME: JET BLACK METALLIC; PANEL: EBONY	11.5	22.2	12.41	31.65
1970121	HALF ROUND 2 STREAM 11.5G RECYCLING TOP LANDFILL/MIXED RECYCLING	FRAME: JET BLACK METALLIC; PANEL: EBONY	11.5	22.2	12.43	31.65
1970122	PILL 13G OPEN TOP	FRAME: PEARL MOUSE GREY METALLIC; PANEL: UMBRA GREY METALLIC	13	21.5	11.5	31.63
1970124	PILL 13G OPEN TOP	FRAME: STARDUST SILVER METALLIC; PANEL: BRUSHED STAINLESS	13	21.5	11.5	31.63
1970126	PILL 13G OPEN TOP	FRAME: PEARL MOUSE GREY METALLIC; PANEL: MOCHA 13	13	21.5	11.5	31.63
1970128	PILL 13G OPEN TOP	FRAME: JET BLACK METALLIC; PANEL: EBONY	13	21.5	11.5	31.63
1970130	ROUND 15G OPEN TOP	FRAME: PEARL MOUSE GREY METALLIC; PANEL: UMBRA GREY METALLIC	15	19.52	19.52	31.89
1970152	ROUND ASH/TRASH 15G	FRAME: PEARL MOUSE GREY METALLIC; PANEL: UMBRA GREY METALLIC	15	19.57	19.57	31.92
1970154	ROUND 15G OPEN TOP	FRAME: STARDUST SILVER METALLIC; PANEL: BRUSHED STAINLESS	15	19.52	19.52	31.89
1970156	ROUND ASH/TRASH 15G	FRAME: STARDUST SILVER METALLIC; PANEL: BRUSHED STAINLESS	15	19.57	19.57	31.92
1970158	ROUND 15G OPEN TOP	FRAME: PEARL MOUSE GREY METALLIC; PANEL: MOCHA 15	15	19.52	19.52	31.89
1970160	ROUND ASH/TRASH 15G	FRAME: PEARL MOUSE GREY METALLIC; PANEL: MOCHA 15	15	19.57	19.57	31.92
1970162	ROUND 15G OPEN TOP	FRAME: JET BLACK METALLIC; PANEL: EBONY	15	19.52	19.52	31.89
1970164	ROUND ASH/TRASH 15G	FRAME: JET BLACK METALLIC; PANEL: EBONY	15	19.57	19.57	31.92
1970166	ROUND 23G OPEN TOP	FRAME: PEARL MOUSE GREY METALLIC; PANEL: UMBRA GREY METALLIC	23	21.56	21.56	31.89
1970168	ROUND 2 STREAM 23G RECYCLING TOP LANDFILL/MIXED RECYCLING	FRAME: PEARL MOUSE GREY METALLIC; PANEL: UMBRA GREY METALLIC	23	21.56	21.56	31.82
1970169	ROUND 23G OPEN TOP	FRAME: STARDUST SILVER METALLIC; PANEL: BRUSHED STAINLESS	23	21.56	21.56	31.89



# ENHANCE™ (cont)

## POWDER COATS



## SPECIALTY FINISHES



SKU #	DESCRIPTION	COLOR	GALLONS	LENGTH (IN.)	WIDTH (IN.)	HEIGHT (IN.)
<b>INDOOR</b>						
1970171	ROUND 2 STREAM 23G RECYCLING TOP LANDFILL/MIXED RECYCLING	FRAME: STARDUST SILVER METALLIC; PANEL: BRUSHED STAINLESS	23	21.56	21.56	31.82
1970172	ROUND 23G OPEN TOP	FRAME: PEARL MOUSE GREY METALLIC; PANEL: MOCHA	23	21.56	21.56	31.89
1970174	ROUND 2 STREAM 23G RECYCLING TOP LANDFILL/MIXED RECYCLING	FRAME: PEARL MOUSE GREY METALLIC; PANEL: MOCHA	23	21.56	21.56	31.82
1970175	ROUND 23G OPEN TOP	FRAME: JET BLACK METALLIC; PANEL: EBONY	23	21.56	21.56	31.89
1970177	ROUND 2 STREAM 23G RECYCLING TOP LANDFILL/MIXED RECYCLING	FRAME: JET BLACK METALLIC; PANEL: EBONY	23	21.56	21.56	31.82
1970178	ROUND 33G OPEN TOP	FRAME: PEARL MOUSE GREY METALLIC; PANEL: UMBRA GREY METALLIC	33	21.56	21.56	38.58
1970180	ROUND 2 STREAM 33G RECYCLING TOP LANDFILL/MIXED RECYCLING	FRAME: PEARL MOUSE GREY METALLIC; PANEL: UMBRA GREY METALLIC	33	21.56	21.56	38.61
1970191	ROUND 33G OPEN TOP	FRAME: STARDUST SILVER METALLIC; PANEL: BRUSHED STAINLESS	33	21.56	21.56	38.58
1970193	ROUND 2 STREAM 33G RECYCLING TOP LANDFILL/MIXED RECYCLING	FRAME: STARDUST SILVER METALLIC; PANEL: BRUSHED STAINLESS	33	21.56	21.56	38.61
1970194	ROUND 33G OPEN TOP	FRAME: PEARL MOUSE GREY METALLIC; PANEL: MOCHA	33	21.56	21.56	38.58
1970196	ROUND 2 STREAM 33G RECYCLING TOP LANDFILL/MIXED RECYCLING	FRAME: PEARL MOUSE GREY METALLIC; PANEL: MOCHA	33	21.56	21.56	38.61
1970197	ROUND 33G OPEN TOP	FRAME: JET BLACK METALLIC; PANEL: EBONY	33	21.56	21.56	38.58
1970199	PILL 2 STREAM 33G RECYCLING TOP LANDFILL/MIXED RECYCLING	FRAME: JET BLACK METALLIC; PANEL: EBONY	33	21.56	21.56	38.61
1970200	PILL 2x23G OPEN TOP	FRAME: PEARL MOUSE GREY METALLIC; PANEL: UMBRA GREY METALLIC	46	41.78	21.64	31.72
1970202	PILL 2x23G OPEN TOP	FRAME: STARDUST SILVER METALLIC; PANEL: ANTHRACITE METALLIC	46	41.78	21.64	31.72
1970204	PILL 2x23G OPEN TOP	FRAME: PEARL MOUSE GREY METALLIC; PANEL: MOCHA	46	41.78	21.64	31.72
1970207	PILL 2x23G OPEN TOP	FRAME: JET BLACK METALLIC; PANEL: EBONY	46	41.78	21.64	31.72
<b>OUTDOOR</b>						
1970209	ROUND 15G RAIN HOOD	FRAME: PEARL MOUSE GREY METALLIC; PANEL: UMBRA GREY METALLIC	15	19.62	19.62	39.64
1970210	ROUND 15G RAIN HOOD WITH SMOKING	FRAME: PEARL MOUSE GREY METALLIC; PANEL: UMBRA GREY METALLIC	15	19.62	19.62	42.7
1970214	ROUND 15G RAIN HOOD	FRAME: STARDUST SILVER METALLIC; PANEL: ANTHRACITE METALLIC	15	19.62	19.62	39.64
1970215	ROUND 15G RAIN HOOD WITH SMOKING	FRAME: STARDUST SILVER METALLIC; PANEL: ANTHRACITE METALLIC	15	19.62	19.62	42.7
1970220	ROUND 15G RAIN HOOD	FRAME: BRONZE METALLIC; PANEL: DARK CHERRY METALLIC	15	19.62	19.62	39.64
1970221	ROUND 15G RAIN HOOD WITH SMOKING	FRAME: BRONZE METALLIC; PANEL: DARK CHERRY METALLIC	15	19.62	19.62	42.7
1970226	ROUND 15G RAIN HOOD	FRAME: JET BLACK METALLIC; PANEL: JET BLACK METALLIC	15	19.62	19.62	39.64
1970227	ROUND 15G RAIN HOOD WITH SMOKING	FRAME: JET BLACK METALLIC; PANEL: JET BLACK METALLIC	15	19.62	19.62	42.7
1970242	ROUND 23G RAIN HOOD	FRAME: PEARL MOUSE GREY METALLIC; PANEL: UMBRA GREY METALLIC	23	21.56	21.56	40.48
1970243	ROUND 23G RAIN HOOD WITH SMOKING	FRAME: PEARL MOUSE GREY METALLIC; PANEL: UMBRA GREY METALLIC	23	21.56	21.56	43.5
1970244	ROUND 2 STREAM 23G RECYCLING TOP LANDFILL/MIXED RECYCLING	FRAME: PEARL MOUSE GREY METALLIC; PANEL: UMBRA GREY METALLIC	23	21.56	21.56	31.82
1970248	ROUND 23G RAIN HOOD	FRAME: STARDUST SILVER METALLIC; PANEL: ANTHRACITE METALLIC	23	21.56	21.56	40.48
1970249	ROUND 23G RAIN HOOD WITH SMOKING	FRAME: STARDUST SILVER METALLIC; PANEL: ANTHRACITE METALLIC	23	21.56	21.56	43.5
1970250	ROUND 2 STREAM 23G RECYCLING TOP LANDFILL/MIXED RECYCLING	FRAME: STARDUST SILVER METALLIC; PANEL: ANTHRACITE METALLIC	23	21.56	21.56	31.82
1970254	ROUND 23G RAIN HOOD	FRAME: BRONZE METALLIC; PANEL: DARK CHERRY METALLIC	23	21.56	21.56	40.48
1970255	ROUND 23G RAIN HOOD WITH SMOKING	FRAME: BRONZE METALLIC; PANEL: DARK CHERRY METALLIC	23	21.56	21.56	43.5
1970256	ROUND 2 STREAM 23G RECYCLING TOP LANDFILL/MIXED RECYCLING	FRAME: BRONZE METALLIC; PANEL: DARK CHERRY METALLIC	23	21.56	21.56	31.82
1970260	ROUND 23G RAIN HOOD	FRAME: JET BLACK METALLIC; PANEL: JET BLACK METALLIC	23	21.56	21.56	40.48

# ENHANCE™ (cont)

## POWDER COATS




## SPECIALTY FINISHES



SKU #	DESCRIPTION	COLOR	GALLONS	LENGTH (IN.)	WIDTH (IN.)	HEIGHT (IN.)
<b>OUTDOOR</b>						
1970261	ROUND 23G RAIN HOOD WITH SMOKING	FRAME: JET BLACK METALLIC; PANEL: JET BLACK METALLIC	23	21.56	21.56	43.5
1970262	ROUND 2 STREAM 23G RECYCLING TOP LANDFILL/MIXED RECYCLING	FRAME: JET BLACK METALLIC; PANEL: JET BLACK METALLIC	23	21.56	21.56	31.82
1970266	ROUND 33G RAIN HOOD	FRAME: PEARL MOUSE GREY METALLIC; PANEL: UMBRA GREY METALLIC	33	21.56	21.56	47.2
1970267	ROUND 33G RAIN HOOD WITH SMOKING	FRAME: PEARL MOUSE GREY METALLIC; PANEL: UMBRA GREY METALLIC	33	21.56	21.56	50.2
1970268	ROUND 2 STREAM 33G RECYCLING TOP LANDFILL/MIXED RECYCLING	FRAME: PEARL MOUSE GREY METALLIC; PANEL: UMBRA GREY METALLIC	33	21.56	21.56	38.61
1970282	ROUND 33G RAIN HOOD	FRAME: STARDUST SILVER METALLIC; PANEL: ANTHRACITE METALLIC	33	21.56	21.56	47.2
1970283	ROUND 33G RAIN HOOD WITH SMOKING	FRAME: STARDUST SILVER METALLIC; PANEL: ANTHRACITE METALLIC	33	21.56	21.56	50.2
1970284	ROUND 2 STREAM 33G RECYCLING TOP LANDFILL/MIXED RECYCLING	FRAME: STARDUST SILVER METALLIC; PANEL: ANTHRACITE METALLIC	33	21.56	21.56	38.61
1970288	ROUND 33G RAIN HOOD	FRAME: BRONZE METALLIC; PANEL: DARK CHERRY METALLIC	33	21.56	21.56	47.2
1970289	ROUND 33G BRONZE RAIN HOOD WITH SMOKING	FRAME: BRONZE METALLIC; PANEL: DARK CHERRY METALLIC	33	21.56	21.56	50.2
1970290	ROUND 2 STREAM 33G RECYCLING TOP LANDFILL/MIXED RECYCLING	FRAME: BRONZE METALLIC; PANEL: DARK CHERRY METALLIC	33	21.56	21.56	38.61
1970294	ROUND 33G RAIN HOOD	FRAME: JET BLACK METALLIC; PANEL: JET BLACK METALLIC	33	21.56	21.56	47.2
1970295	ROUND 33G RAIN HOOD WITH SMOKING	FRAME: JET BLACK METALLIC; PANEL: JET BLACK METALLIC	33	21.56	21.56	50.2
1970296	ROUND 2 STREAM 33G RECYCLING TOP LANDFILL/MIXED RECYCLING	FRAME: JET BLACK METALLIC; PANEL: JET BLACK METALLIC	33	21.56	21.56	38.61
1970300	PILL 2x23G RAIN HOOD RECYCLING TOP LANDFILL/MIXED RECYCLING	FRAME: PEARL MOUSE GREY METALLIC; PANEL: UMBRA GREY METALLIC	46	41.86	21.72	40.44
1970303	PILL 2x23G RAIN HOOD RECYCLING TOP LANDFILL/MIXED RECYCLING	FRAME: STARDUST SILVER METALLIC; PANEL: ANTHRACITE METALLIC	46	41.86	21.72	40.44
1970306	PILL 2x23G RAIN HOOD RECYCLING TOP LANDFILL/MIXED RECYCLING	FRAME: BRONZE METALLIC; PANEL: DARK CHERRY METALLIC	46	41.86	21.72	40.44
1970309	PILL 2x23G RAIN HOOD RECYCLING TOP LANDFILL/MIXED RECYCLING	FRAME: JET BLACK METALLIC; PANEL: JET BLACK METALLIC	46	41.86	21.72	40.44

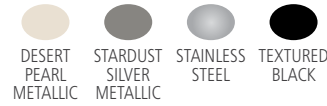
# CLASSICS



SKU #	DESCRIPTION	COLOR	GALLONS	LENGTH (IN.)	WIDTH (IN.)	HEIGHT (IN.)
FGS3EGBKPL	RECYCLE OPEN TOP 94L/25G	BLACK GLOSS	25	18.00	18.00	36.00
FGS3EPBKPL	RECYCLE OPEN TOP 94L/25G	BLACK GLOSS	25	18.00	18.00	36.00
FGS3ETBKPL	OPEN TOP 94L/25G	BLACK GLOSS	25	18.00	18.00	36.00
FGS3ETHBZPL	OPEN TOP 94L/25G	TEXTURED BRONZE	25	18.00	18.00	36.00
FGS3ETHGRPL	OPEN TOP 94L/25G	GREY STENNI GLOSS	25	18.00	18.00	36.00
FGS3ETSMPLBK	OPEN TOP 94L/25G	STARDUST SILVER METALLIC W/ BLACK GLOSS LID	25	18.00	18.00	36.00
FGS3SSGBKPL	RECYCLE OPEN TOP 94L/25G	STAINLESS STEEL W/ BLACK GLOSS LID	25	18.00	18.00	36.00
FGS3SSPBKPL	RECYCLE OPEN TOP 94L/25G	STAINLESS STEEL W/ BLACK GLOSS LID	25	18.00	18.00	36.00
FGS3SSTBKPL	OPEN TOP 94L/25G	STAINLESS STEEL W/ BLACK GLOSS LID	25	18.00	18.00	36.00
FGS3SSTSSPL	OPEN TOP 94L/25G	STAINLESS STEEL	25	18.00	18.00	36.00
FGS55ETBKPL	OPEN TOP 193L/51G	BLACK GLOSS	51	24.00	24.00	36.00
FGS55ETSMPLBK	OPEN TOP 193L/51G	STARDUST SILVER METALLIC W/ BLACK GLOSS LID	51	24.00	24.00	36.00
FGS55SSTBKPL	OPEN TOP 193L/51G	STAINLESS STEEL W/ BLACK GLOSS LID	51	24.00	24.00	36.00
FGS55SSTSSPL	OPEN TOP 193L/51G	STAINLESS STEEL	51	24.00	24.00	36.00
FGS55SSTWSBKPL	OPEN TOP WITH WEATHER SHIELD 193L/51G	STAINLESS STEEL W/ BLACK GLOSS LID	51	24.00	24.00	47.00
FGS55ETWSBKPL	OPEN TOP WITH WEATHER SHIELD 193L/51G	BLACK GLOSS	51	24.00	24.00	47.00

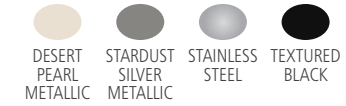


# SILHOUETTES



SKU #	DESCRIPTION	COLOR	GALLONS	LENGTH (IN.)	WIDTH (IN.)	HEIGHT (IN.)
FGDCR24CDP	SQUARE RECYCLE CAN LID 109L/29G	DESERT PEARL METALLIC	29	18.50	18.50	32.00
FGDCR24CSM	SQUARE RECYCLE CAN LID 109L/29G	STARDUST SILVER METALLIC	29	18.50	18.50	32.00
FGDCR24CSS	SQUARE RECYCLE CAN LID 109L/29G	STAINLESS STEEL	29	18.50	18.50	32.00
FGDCR24CTBK	SQUARE RECYCLE CAN LID 109L/29G	TEXTURED BLACK	29	18.50	18.50	32.00
FGDCR24PDP	SQUARE RECYCLE PAPER LID 109L/29G	DESERT PEARL METALLIC	29	18.50	18.50	32.00
FGDCR24PSM	SQUARE RECYCLE PAPER LID 109L/29G	STARDUST SILVER METALLIC	29	18.50	18.50	32.00
FGDCR24PSS	SQUARE RECYCLE PAPER LID 109L/29G	STAINLESS STEEL	29	18.50	18.50	32.00
FGDCR24PTBK	SQUARE RECYCLE PAPER LID 109L/29G	TEXTURED BLACK	29	18.50	18.50	32.00
FGDCR24TDP	SQUARE RECYCLE TRASH LID 109L/29G	DESERT PEARL METALLIC	29	18.50	18.50	32.00
FGDCR24TSM	SQUARE RECYCLE TRASH LID 109L/29G	STARDUST SILVER METALLIC	29	18.50	18.50	32.00
FGDCR24TSS	SQUARE RECYCLE TRASH LID 109L/29G	STAINLESS STEEL	29	18.50	18.50	32.00
FGDCR24TTBK	SQUARE RECYCLE TRASH LID 109L/29G	TEXTURED BLACK	29	18.50	18.50	32.00
FGSC18EPLDP	SQUARE OPEN TOP 75L/20G	DESERT PEARL METALLIC	20	18.75	18.75	30.00
FGSC18EPLSM	SQUARE OPEN TOP 75L/20G	STARDUST SILVER METALLIC	20	18.75	18.75	30.00
FGSC18EPLTBK	SQUARE OPEN TOP 75L/20G	TEXTURED BLACK	20	18.75	18.75	30.00
FGSC18ERBDP	SQUARE OPEN TOP 109L/29G	DESERT PEARL METALLIC	29	18.75	18.75	30.00
FGSC18ERBSM	SQUARE OPEN TOP 109L/29G	STARDUST SILVER METALLIC	29	18.75	18.75	30.00
FGSC18ERBTBK	SQUARE OPEN TOP 109L/29G	TEXTURED BLACK	29	18.75	18.75	30.00
FGSC18SSPL	SQUARE OPEN TOP 75L/20G	STAINLESS STEEL	20	18.75	18.75	30.00
FGSC18SSRB	SQUARE OPEN TOP 109L/29G	STAINLESS STEEL	29	18.75	18.75	30.00
FGSC10EPLSM	SQUARE OPEN TOP 22L/6G	STARDUST SILVER METALLIC	6	10.75	10.75	25.00
FGSC10EPLTBK	SQUARE OPEN TOP 22L/6G	TEXTURED BLACK	6	10.75	10.75	25.00
FGSC10ERBTBK	SQUARE OPEN TOP 37L/10G	TEXTURED BLACK	10	10.75	10.75	25.00
FGSC10SSPL	SQUARE OPEN TOP 22L/6G	STAINLESS STEEL	6	10.75	10.75	25.00
FGSC10SSRB	SQUARE OPEN TOP 37L/10G	STAINLESS STEEL	10	10.75	10.75	25.00
FGSC14EPLDP	SQUARE OPEN TOP 60L/16G	DESERT PEARL METALLIC	16	14.75	14.75	30.00
FGSC14EPLSM	SQUARE OPEN TOP 60L/16G	STARDUST SILVER METALLIC	16	14.75	14.75	30.00
FGSC14EPLTBK	SQUARE OPEN TOP 60L/16G	TEXTURED BLACK	16	14.75	14.75	30.00
FGSC14ERBDP	SQUARE OPEN TOP 90L/24G	DESERT PEARL METALLIC	24	14.75	14.75	30.00
FGSC14ERBSM	SQUARE OPEN TOP 90L/24G	STARDUST SILVER METALLIC	24	14.75	14.75	30.00
FGSC14ERBTBK	SQUARE OPEN TOP 90L/24G	TEXTURED BLACK	24	14.75	14.75	30.00
FGSC14SSPL	SQUARE OPEN TOP 60L/16G	STAINLESS STEEL	16	14.75	14.75	30.00
FGSC14SSRB	SQUARE OPEN TOP 90L/24G	STAINLESS STEEL	24	14.75	14.75	30.00
FGSC22EPLSM	SQUARE OPEN TOP 151L/40G	STARDUST SILVER METALLIC	40	21.75	21.75	31.25
FGSC22EPLTBK	SQUARE OPEN TOP 151L/40G	TEXTURED BLACK	40	21.75	21.75	31.25
FGSC22EPLDP	SQUARE OPEN TOP 151L/40G	DESERT PEARL METALLIC	40	21.75	21.75	31.25
FGSC22SSPL	SQUARE OPEN TOP 151L/40G	STAINLESS STEEL	40	21.75	21.75	31.25
FGSC22SSRB	SQUARE OPEN TOP 189L/50G	STAINLESS STEEL	50	21.75	21.75	31.25
FGSC22ERBDP	SQUARE OPEN TOP 189L/50G	DESERT PEARL METALLIC	50	21.75	21.75	31.25
FGSC22ERBSM	SQUARE OPEN TOP 189L/50G	STARDUST SILVER METALLIC	50	21.75	21.75	31.25
FGSC22ERBTBK	SQUARE OPEN TOP 189L/50G	TEXTURED BLACK	50	21.75	21.75	31.25
FGSCSUTBK	SQUARE SAND URN	TEXTURED BLACK	N/A	10.75	10.75	25.00
FGSCSUSS	SQUARE SAND URN	STAINLESS STEEL	N/A	10.75	10.75	25.00

# SILHOUETTES (cont)



SKU #	DESCRIPTION	COLOR	GALLONS	LENGTH (IN.)	WIDTH (IN.)	HEIGHT (IN.)
FGSR14EPLDP	SMALL RECTANGLE 49L/13G	DESERT PEARL METALLIC	13	19.50	9.75	30.00
FGSR14EPLSM	SMALL RECTANGLE 49L/13G	STARDUST SILVER METALLIC	13	19.50	9.75	30.00
FGSR14EPLTBK	SMALL RECTANGLE 49L/13G	TEXTURED BLACK	13	19.50	9.75	30.00
FGSR14ERBDP	SMALL RECTANGLE 94L/25G	DESERT PEARL METALLIC	25	19.50	9.75	30.00
FGSR14ERBSM	SMALL RECTANGLE 94L/25G	STARDUST SILVER METALLIC	25	19.50	9.75	30.00
FGSR14ERBTBK	SMALL RECTANGLE 94L/25G	TEXTURED BLACK	25	19.50	9.75	30.00
FGSR14SSPL	SMALL RECTANGLE 49L/13G	STAINLESS STEEL	13	19.50	9.75	30.00
FGSR14SSRB	SMALL RECTANGLE 94L/25G	STAINLESS STEEL	25	19.50	9.75	30.00
FGSR18EPLDP	LARGE RECTANGLE 85L/22.5G	DESERT PEARL METALLIC	22.5	24.00	12.00	30.00
FGSR18EPLSM	LARGE RECTANGLE 85L/22.5G	STARDUST SILVER METALLIC	22.5	24.00	12.00	30.00
FGSR18EPLTBK	LARGE RECTANGLE 85L/22.5G	TEXTURED BLACK	22.5	24.00	12.00	30.00
FGSR18ERBDP	LARGE RECTANGLE 151L/40G	DESERT PEARL METALLIC	40	24.00	12.00	30.00
FGSR18ERBSM	LARGE RECTANGLE 151L/40G	STARDUST SILVER METALLIC	40	24.00	12.00	30.00
FGSR18ERBTBK	LARGE RECTANGLE 151L/40G	TEXTURED BLACK	40	24.00	12.00	30.00
FGSR18SSPL	LARGE RECTANGLE 85L/22.5G	STAINLESS STEEL	22.5	24.00	12.00	30.00
FGSR18SSRB	LARGE RECTANGLE 151L/40G	STAINLESS STEEL	40	24.00	12.00	30.00
FGDRR24CDP	ROUND RECYCLE CAN LID 98L/26G	DESERT PEARL METALLIC	26	20.00	20.00	31.25
FGDRR24CSM	ROUND RECYCLE CAN LID 98L/26G	STARDUST SILVER METALLIC	26	20.00	20.00	31.25
FGDRR24CSS	ROUND RECYCLE CAN LID 98L/26G	STAINLESS STEEL	26	20.00	20.00	31.25
FGDRR24CTBK	ROUND RECYCLE CAN LID 98L/26G	TEXTURED BLACK	26	20.00	20.00	31.25
FGDRR24PDP	ROUND RECYCLE PAPER LID 98L/26G	DESERT PEARL METALLIC	26	20.00	20.00	31.25
FGDRR24PTBK	ROUND RECYCLE PAPER LID 98L/26G	TEXTURED BLACK	26	20.00	20.00	31.25
FGDRR24TDP	ROUND RECYCLE TRASH LID 98L/26G	DESERT PEARL METALLIC	26	20.00	20.00	31.25
FGDRR24TSM	ROUND RECYCLE TRASH LID 98L/26G	STARDUST SILVER METALLIC	26	20.00	20.00	31.25
FGDRR24TSS	ROUND RECYCLE TRASH LID 98L/26G	STAINLESS STEEL	26	20.00	20.00	31.25
FGDRR24TTBK	ROUND RECYCLE TRASH LID 98L/26G	TEXTURED BLACK	26	20.00	20.00	31.25
FGDRR24PSM	ROUND RECYCLE PAPER LID 98L/26G	STARDUST SILVER METALLIC	26	20.00	20.00	31.25
FGDRR24PSS	ROUND RECYCLE PAPER LID 98L/26G	STAINLESS STEEL	26	20.00	20.00	31.25

# METALLIC SERIES



SKU #	DESCRIPTION	COLOR	GALLONS	LENGTH (IN.)	WIDTH (IN.)	HEIGHT (IN.)
FG1000EBK	SAND URN	BLACK GLOSS	N/A	10.00	10.00	20.00
FG110010BK	ASH/TRASH 13L/3.5G	BLACK GLOSS W/ BRASS TRIM	3.5	10.00	10.00	27.00
FG1100EBK	ASH/TRASH 13L/3.5G	BLACK GLOSS	3.5	10.00	10.00	27.00
FG1100SBS	ASH/TRASH 13L/3.5G	SATIN BRASS STAINLESS STEEL	3.5	10.00	10.00	27.00
FG1100SSS	ASH/TRASH 13L/3.5G	STAINLESS STEEL	3.5	10.00	10.00	27.00
FGCC16SSSGL	OPEN TOP 56L/15G	STAINLESS STEEL	15	15.00	15.00	28.00
FGCC1610GLBK	OPEN TOP 56L/15G	BLACK GLOSS W/ BRASS TRIM	15	15.00	15.00	28.00
FGCC16EGLBK	OPEN TOP 56L/15G	BLACK GLOSS	15	15.00	15.00	28.00
FGCC16MCGL	OPEN TOP 56L/15G	MIRROR CHROME	15	15.00	15.00	28.00
FGCC16BSGL	OPEN TOP 56L/15G	SATIN BRASS STAINLESS STEEL	15	15.00	15.00	28.00
FGSO16SSSGL	FLAT TOP 45L/12G	STAINLESS STEEL	12	15.00	15.00	28.00
FGSO1610GLBK	FLAT TOP 45L/12G	BLACK GLOSS W/ BRASS TRIM	12	15.00	15.00	28.00
FGSO1610GLCR	FLAT TOP 45L/12G	CRIMSON W/ BRASS TRIM	12	15.00	15.00	28.00



## METALLIC SERIES (cont)



SKU #	DESCRIPTION	COLOR	GALLONS	LENGTH (IN.)	WIDTH (IN.)	HEIGHT (IN.)
FGSO1610LEGN	FLAT TOP 45L/12G	GREEN GLOSS W/ BRASS TRIM	12	15.00	15.00	28.00
FGSO16SU10LEGN	ASH/TRASH 45L/12G	GREEN GLOSS W/ BRASS TRIM	12	15.00	15.00	28.00
FGSO1620GLANT	FLAT TOP 45L/12G	ANTHRACITE METALLIC W/ CHROME TRIM	12	15.00	15.00	28.00
FGSO1620GLBK	FLAT TOP 45L/12G	BLACK GLOSS W/ CHROME TRIM	12	15.00	15.00	28.00
FGSO16EGLAL	FLAT TOP 45L/12G	ALMOND GLOSS	12	15.00	15.00	28.00
FGSO16SBSGL	FLAT TOP 45L/12G	SATIN BRASS STAINLESS STEEL	12	15.00	15.00	28.00
FGSO16SU10GLBK	ASH/TRASH 45L/12G	BLACK GLOSS W/ BRASS TRIM	12	15.00	15.00	28.00
FGSO16SU10GLCR	ASH/TRASH 45L/12G	CRIMSON W/ BRASS TRIM	12	15.00	15.00	28.00
FGSO16SU20GLANT	ASH/TRASH 45L/12G	ANTHRACITE METALLIC W/ CHROME TRIM	12	15.00	15.00	28.00
FGSO16SU20GLBK	ASH/TRASH 45L/12G	BLACK GLOSS W/ CHROME TRIM	12	15.00	15.00	28.00
FGSO16SUEGLAL	ASH/TRASH 45L/12G	ALMOND GLOSS	12	15.00	15.00	28.00
FGSO16SUMCGL	ASH/TRASH 45L/12G	MIRROR CHROME	12	15.00	15.00	28.00
FGSO16SUSBSGL	ASH/TRASH 45L/12G	SATIN BRASS STAINLESS STEEL	12	15.00	15.00	28.00
FGSO16SUSSSGL	ASH/TRASH 45L/12G	STAINLESS STEEL	12	15.00	15.00	28.00
FGSO17SBBRGL	FLAT TOP 56L/15G	TEXTURED BROWN W/ BRASS TRIM	15	15.00	15.00	33.50
FGSO17SCGRGL	FLAT TOP 56L/15G	TEXTURED GLOSS GREY W/ CHROME TRIM	15	15.00	15.00	33.50
FGSO17SUSBBRGL	ASH/TRASH 56L/15G	TEXTURED BROWN W/ BRASS TRIM	15	15.00	15.00	33.50
FGSO17SUSCGRGL	ASH/TRASH 56L/15G	TEXTURED GLOSS GREY W/ CHROME TRIM	15	15.00	15.00	33.50
FGUB1900SSS	WASTEBASKET 18L/5G	STAINLESS STEEL	5	10.00	10.00	15.00
FGUB190010BK	WASTEBASKET 18L/5G	BLACK GLOSS W/ BRASS TRIM	5	10.00	10.00	15.00
FGUB1900EBK	WASTEBASKET 18L/5G	BLACK GLOSS	5	10.00	10.00	15.00

## ATRIUM®



SKU #	DESCRIPTION	COLOR	GALLONS	LENGTH (IN.)	WIDTH (IN.)	HEIGHT (IN.)
FGATF18SAPL	FLIP TOP 56L/15G	SATIN ALUMINUM	15	14.00	14.00	27.00
FGAOT35SAGL	OPEN TOP 79L/21G	SATIN ALUMINUM	21	18.00	18.00	32.00
FGAOT35SAPL	OPEN TOP 79L/21G	SATIN ALUMINUM	21	18.00	18.00	32.00
FGAOT35SB	OPEN TOP 132L/35G	SATIN BRASS ALUMINUM	35	18.00	18.00	32.00
FGAOT35SA	OPEN TOP 132L/35G	SATIN ALUMINUM	35	18.00	18.00	32.00
FGAOT62SAPL	OPEN TOP 208L/55G	SATIN ALUMINUM	55	24.00	24.00	35.00
FGAOT62SA	OPEN TOP 234L/62G	SATIN ALUMINUM	62	24.00	24.00	35.00
FGAOT62SB	OPEN TOP 234L/62G	SATIN BRASS ALUMINUM	62	24.00	24.00	35.00
FGAOT35SB	OPEN TOP 132L/35G	SATIN BRASS ALUMINUM	35	18.00	18.00	32.00

## HALF ROUNDS



SKU #	DESCRIPTION	COLOR	GALLONS	LENGTH (IN.)	WIDTH (IN.)	HEIGHT (IN.)
FGSO8SSSPL	34L/9G	STAINLESS STEEL	9	9.00	18.00	32.00
FGSO820PLBK	34L/9G	BLACK GLOSS W/ CHROME TRIM	9	9.00	18.00	32.00
FGSO810PLBK	34L/9G	BLACK GLOSS W/ BRASS TRIM	9	9.00	18.00	32.00
FGSO810PLCR	34L/9G	CRIMSON W/ BRASS TRIM	9	9.00	18.00	32.00
FGSO820PLANT	34L/9G	ANTHRACITE METALLIC W/ CHROME TRIM	9	9.00	18.00	32.00
FGSO8SBSPL	34L/9G	SATIN BRASS STAINLESS STEEL	9	9.00	18.00	32.00

## HALF ROUNDS (cont)



SKU #	DESCRIPTION	COLOR	GALLONS	LENGTH (IN.)	WIDTH (IN.)	HEIGHT (IN.)
FGSO8SU10PLBK	ASH/TRASH 34L/9G	BLACK GLOSS W/ BRASS TRIM	9	9.00	18.00	32.00
FGSO8SU10PLEGN	ASH/TRASH 34L/9G	GREEN GLOSS W/ BRASS TRIM	9	9.00	18.00	32.00
FGSO8SU20PLANT	ASH/TRASH 34L/9G	ANTHRACITE METALLIC W/ CHROME TRIM	9	9.00	18.00	32.00
FGSO8SU20PLBK	ASH/TRASH 34L/9G	BLACK GLOSS W/ CHROME TRIM	9	9.00	18.00	32.00
FGSO8SUSSSPL	ASH/TRASH 34L/9G	STAINLESS STEEL	9	9.00	18.00	32.00
FGSH12EPLSM	OPEN TOP 45L/12G	STARDUST SILVER METALLIC	12	9.00	18.00	32.00
FGSH12EPLTBK	OPEN TOP 45L/12G	TEXTURED BLACK	12	9.00	18.00	32.00
FGSH12EPLDP	OPEN TOP 45L/12G	DESERT PEARL METALLIC	12	9.00	18.00	32.00
FGSH12SSPL	OPEN TOP 45L/12G	STAINLESS STEEL	12	9.00	18.00	32.00
FGSO1220PLBK	OPEN TOP 45L/12G	BLACK GLOSS W/ CHROME TRIM	12	9.00	18.00	32.00
FGSO12SSSPL	OPEN TOP 45L/12G	STAINLESS STEEL	12	9.00	18.00	32.00

## CROWNE



SKU #	DESCRIPTION	COLOR	GALLONS	LENGTH (IN.)	WIDTH (IN.)	HEIGHT (IN.)
FGAOT15BKPL	OPEN TOP 56L/15G	BLACK GLOSS	15	15.00	15.00	30.00
FGAOT15SABKPL	OPEN TOP 56L/15G	TEXTURED BLACK W/ALUMINUM LID	15	15.00	15.00	30.00
FGAOT15SAGRPL	OPEN TOP 56L/15G	TEXTURED GLOSS GREY W/ALUMINUM LID	15	15.00	15.00	30.00
FGAOT15SAPL	OPEN TOP 56L/15G	SATIN ALUMINUM	15	15.00	15.00	30.00
FGAOT15SBBRPL	OPEN TOP 56L/15G	TEXTURED BROWN BRASS LID	15	15.00	15.00	30.00
FGAOT15SBPL	OPEN TOP 56L/15G	SATIN BRASS	15	15.00	15.00	30.00
FGAOT30BKPL	OPEN TOP 113L/30G	TEXTURED BLACK	30	20.00	20.00	34.50
FGAOT30SABKPL	OPEN TOP 113L/30G	BLACK GLOSS W/ALUMINUM LID	30	20.00	20.00	34.50
FGAOT30SAGRPL	OPEN TOP 113L/30G	TEXTURED GREY W/ALUMINUM LID	30	20.00	20.00	34.50
FGAOT30SAPL	OPEN TOP 113L/30G	SATIN ALUMINUM	30	20.00	20.00	34.50
FGAOT30SBBRPL	OPEN TOP 113L/30G	BROWN GLOSS W/ BRASS LID	30	20.00	20.00	34.50
FGAOT30SBPL	OPEN TOP 113L/30G	SATIN BRASS	30	20.00	20.00	34.50

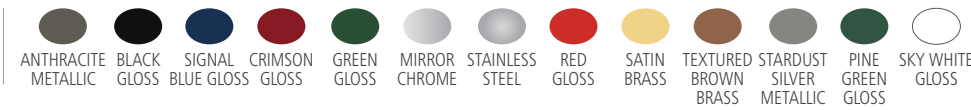
## WASTEMASTER



SKU #	DESCRIPTION	COLOR	GALLONS	LENGTH (IN.)	WIDTH (IN.)	HEIGHT (IN.)
FGB1414SSPL	OPEN TOP 39L/10.5G	STAINLESS STEEL	10.5	14.00	14.00	21.00
FGB1414SSRB	OPEN TOP 53L/14G	STAINLESS STEEL	14	14.00	14.00	21.00
FGT1414EPLWH	SWING TOP 39L/10.5G	SKY WHITE GLOSS	10.5	14.00	14.00	26.00
FGT1414ERBWH	SWING TOP 53L/14G	SKY WHITE GLOSS	14	14.00	14.00	26.00
FGT1414SSPL	SWING TOP 39L/10.5G	STAINLESS STEEL	10.5	14.00	14.00	26.00
FGT1414SSRB	SWING TOP 53L/14G	STAINLESS STEEL	14	14.00	14.00	26.00
FGB1424SSPL	OPEN TOP 60L/16G	STAINLESS STEEL	16	14.00	14.00	30.00
FGB1424SSRB	OPEN TOP 90L/24G	STAINLESS STEEL	24	14.00	14.00	30.00
FGT1424EPLWH	SWING TOP 60L/16G	SKY WHITE GLOSS	16	14.00	14.00	35.50
FGT1424ERBWH	SWING TOP 90L/24G	SKY WHITE GLOSS	24	14.00	14.00	35.50
FGT1424SSPL	SWING TOP 60L/16G	STAINLESS STEEL	16	14.00	14.00	35.50
FGT1424SSRB	SWING TOP 90L/24G	STAINLESS STEEL	24	14.00	14.00	35.50
FGB1940SSPL	OPEN TOP 109L/29G	STAINLESS STEEL	29	19.00	19.00	30.00
FGB1940SSRB	OPEN TOP 151L/40G	STAINLESS STEEL	40	19.00	19.00	30.00
FGT1940EPLWH	SWING TOP 109L/29G	SKY WHITE GLOSS	29	19.00	19.00	38.00
FGT1940ERBWH	SWING TOP 151L/40G	SKY WHITE GLOSS	40	19.00	19.00	38.00
FGT1940SSPL	SWING TOP 109L/29G	STAINLESS STEEL	29	19.00	19.00	38.00
FGT1940SSRB	SWING TOP 151L/40G	STAINLESS STEEL	40	19.00	19.00	38.00

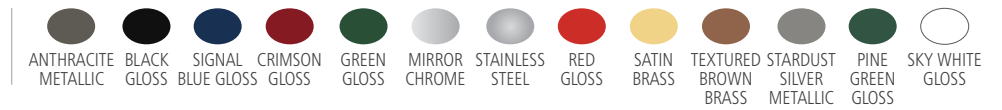


# ▶ ROUND-TOPS



SKU #	DESCRIPTION	COLOR	GALLONS	LENGTH (IN.)	WIDTH (IN.)	HEIGHT (IN.)
FGR1530EGLBK	45L/12G	BLACK GLOSS	12	15.00	15.00	30.00
FGR1530EGLCOB	45L/12G	SIGNAL BLUE GLOSS	12	15.00	15.00	30.00
FGR1530EGLRD	45L/12G	RED GLOSS	12	15.00	15.00	30.00
FGR1530EGLSPGN	45L/12G	GREEN GLOSS	12	15.00	15.00	30.00
FGR1530EGLWH	45L/12G	SKY WHITE GLOSS	12	15.00	15.00	30.00
FGR1530EPLRD	45L/12G	RED GLOSS	12	15.00	15.00	30.00
FGR1530EPLWH	45L/12G	SKY WHITE GLOSS	12	15.00	15.00	30.00
FGR1530EPLBK	45L/12G	BLACK GLOSS	12	15.00	15.00	30.00
FGR1530EPLCOB	45L/12G	SIGNAL BLUE GLOSS	12	15.00	15.00	30.00
FGR1530EPLSPGN	45L/12G	GREEN GLOSS	12	15.00	15.00	30.00
FGR1530SMGL	45L/12G	STARDUST SILVER METALLIC	12	15.00	15.00	30.00
FGR1530MCGL	45L/12G	MIRROR CHROME	12	15.00	15.00	30.00
FGR1530MCPL	45L/12G	MIRROR CHROME	12	15.00	15.00	30.00
FGR153610GLBK	56L/15G	BLACK GLOSS W/ BRASS TRIM	15	15.00	15.00	36.00
FGR153610GLCR	56L/15G	CRIMSON W/ BRASS TRIM	15	15.00	15.00	36.00
FGR153610PLBK	56L/15G	BLACK GLOSS W/ BRASS TRIM	15	15.00	15.00	36.00
FGR153610PLCR	56L/15G	CRIMSON W/ BRASS TRIM	15	15.00	15.00	36.00
FGR153610PLEGN	56L/15G	GREEN GLOSS W/ BRASS TRIM	15	15.00	15.00	36.00
FGR153610GLEGN	56L/15G	GREEN GLOSS W/ BRASS TRIM	15	15.00	15.00	36.00
FGR153620BPLBK	56L/15G	BLACK GLOSS W/ CHROME TRIM	15	15.00	15.00	36.00
FGR153620GLANT	56L/15G	ANTHRACITE METALLIC W/ CHROME TRIM	15	15.00	15.00	36.00
FGR153620GLBK	56L/15G	BLACK GLOSS W/ CHROME TRIM	15	15.00	15.00	36.00
FGR153620PLANT	56L/15G	ANTHRACITE METALLIC W/ CHROME TRIM	15	15.00	15.00	36.00
FGR1536MCGL	56L/15G	MIRROR CHROME	15	15.00	15.00	36.00
FGR1536MCPL	56L/15G	MIRROR CHROME	15	15.00	15.00	36.00
FGR1536SBSGL	56L/15G	SATIN BRASS STAINLESS STEEL	15	15.00	15.00	36.00
FGR1536BSPL	56L/15G	SATIN BRASS STAINLESS STEEL	15	15.00	15.00	36.00
FGR1536SSSGL	56L/15G	STAINLESS STEEL	15	15.00	15.00	36.00
FGR1536SSSPL	56L/15G	STAINLESS STEEL	15	15.00	15.00	36.00
FGR1536EGLAL	56L/15G	ALMOND GLOSS	15	15.00	15.00	36.00
FGR1536EGLBK	56L/15G	BLACK GLOSS	15	15.00	15.00	36.00
FGR1536EGLCOB	56L/15G	SIGNAL BLUE GLOSS	15	15.00	15.00	36.00
FGR1536EGLRD	56L/15G	RED GLOSS	15	15.00	15.00	36.00
FGR1536EGLSPGN	56L/15G	GREEN GLOSS	15	15.00	15.00	36.00
FGR1536EGLWH	56L/15G	SKY WHITE GLOSS	15	15.00	15.00	36.00
FGR1536EPLAL	56L/15G	ALMOND GLOSS	15	15.00	15.00	36.00
FGR1536EPLBK	56L/15G	BLACK GLOSS	15	15.00	15.00	36.00
FGR1536EPLCOB	56L/15G	SIGNAL BLUE GLOSS	15	15.00	15.00	36.00
FGR1536EPLRD	56L/15G	RED GLOSS	15	15.00	15.00	36.00
FGR1536EPLSPGN	56L/15G	GREEN GLOSS	15	15.00	15.00	36.00
FGR1536EPLWH	56L/15G	SKY WHITE GLOSS	15	15.00	15.00	36.00
FGR1536SCGRGL	56L/15G	TEXTURED GREY W/ CHROME TRIM	15	15.00	15.00	36.00
FGR1536SCGRPL	56L/15G	TEXTURED GREY W/ CHROME TRIM	15	15.00	15.00	36.00
FGR1536SMGL	56L/15G	STARDUST SILVER METALLIC	15	15.00	15.00	36.00
FGR1536SMPL	56L/15G	STARDUST SILVER METALLIC	15	15.00	15.00	36.00
FGR1536SBBRGL	56L/15G	TEXTURED BROWN W/ BRASS TRIM	15	15.00	15.00	36.00

# ▶ ROUND-TOPS (cont)



SKU #	DESCRIPTION	COLOR	GALLONS	LENGTH (IN.)	WIDTH (IN.)	HEIGHT (IN.)
FGR1536SBBRPL	56L/15G	TEXTURED BROWN W/ BRASS TRIM	15	15.00	15.00	36.00
FGR1536STEGLSM	STEP CAN 56L/15G	STARDUST SILVER METALLIC	15	15.00	15.00	36.00
FGR1536STEGLWH	STEP CAN 56L/15G	SKY WHITE GLOSS	15	15.00	15.00	36.00
FGR1536STEPLSM	STEP CAN 56L/15G	STARDUST SILVER METALLIC	15	15.00	15.00	36.00
FGR1536STEPLWH	STEP CAN 56L/15G	SKY WHITE GLOSS	15	15.00	15.00	36.00
FGR1536EOTGLBK	OPEN TOP 56L/15G	BLACK GLOSS	15	15.00	15.00	35.00
FGR1536EOTPLBK	OPEN TOP 56L/15G	BLACK GLOSS	15	15.00	15.00	35.00
FGR1842EGLWH	79L/21G	SKY WHITE GLOSS	21	18.00	18.00	42.00
FGR1842EPLWH	79L/21G	SKY WHITE GLOSS	21	18.00	18.00	42.00
FGR1842EPLBK	79L/21G	BLACK GLOSS	21	18.00	18.00	42.00
FGR32SSSGL	OPEN TOP 56L/15G	STAINLESS STEEL	15	15.00	15.00	32.00
FGR32EGLBK	OPEN TOP 56L/15G	BLACK GLOSS	15	15.00	15.00	32.00
FGR32EGLWH	OPEN TOP 56L/15G	SKY WHITE GLOSS	15	15.00	15.00	32.00
FGR32SBSGL	OPEN TOP 56L/15G	SATIN BRASS STAINLESS STEEL	15	15.00	15.00	32.00
FGR32SBSGL	OPEN TOP 56L/15G	SATIN BRASS STAINLESS STEEL	15	15.00	15.00	32.00

# ▶ DEFENDERS®



SKU #	DESCRIPTION	COLOR	GALLONS	LENGTH (IN.)	WIDTH (IN.)	HEIGHT (IN.)
FGST7EPLRD	SQUARE STEP CAN 15L/4G	RED GLOSS	4	12.00	12.00	17.00
FGST7EPLWH	SQUARE STEP CAN 15L/4G	SKY WHITE GLOSS	4	12.00	12.00	17.00
FGST7ERBRD	SQUARE STEP CAN 27L/7G	RED GLOSS	7	12.00	12.00	17.00
FGST7ERBWH	SQUARE STEP CAN 27L/7G	SKY WHITE GLOSS	7	12.00	12.00	17.00
FGST7SSPL	SQUARE STEP CAN 15L/4G	STAINLESS STEEL	4	12.00	12.00	17.00
FGST7SSRB	SQUARE STEP CAN 27L/7G	STAINLESS STEEL	7	12.00	12.00	17.00
FGQST7EPLRD	SQUARE QUIET STEP CAN 15L/4G	RED GLOSS	4	12.00	12.00	17.00
FGQST7EPLWH	SQUARE QUIET STEP CAN 15L/4G	SKY WHITE GLOSS	4	12.00	12.00	17.00
FGQST7ERBRD	SQUARE QUIET STEP CAN 27L/7G	RED GLOSS	7	12.00	12.00	17.00
FGQST7ERBWH	SQUARE QUIET STEP CAN 27L/7G	SKY WHITE GLOSS	7	12.00	12.00	17.00
FGQST7SSPL	SQUARE QUIET STEP CAN 15L/4G	STAINLESS STEEL	4	12.00	12.00	17.00
FGQST7SSRB	SQUARE QUIET STEP CAN 27L/7G	STAINLESS STEEL	7	12.00	12.00	17.00
FGST12EPLWH	SQUARE STEP CAN 25L/6.5G	SKY WHITE GLOSS	6.5	12.00	12.00	23.00
FGST12EPLRD	SQUARE STEP CAN 25L/6.5G	RED GLOSS	6.5	12.00	12.00	23.00
FGST12ERBRD	SQUARE STEP CAN 45L/12G	RED GLOSS	12	12.00	12.00	23.00
FGST12ERBWH	SQUARE STEP CAN 45L/12G	SKY WHITE GLOSS	12	12.00	12.00	23.00
FGST12SSPL	SQUARE STEP CAN 25L/6.5G	STAINLESS STEEL	6.5	12.00	12.00	23.00
FGST12SSRB	SQUARE STEP CAN 45L/12G	STAINLESS STEEL	12	12.00	12.00	23.00
FGQST12EPLRD	SQUARE QUIET STEP CAN 25L/6.5G	RED GLOSS	6.5	12.00	12.00	23.00
FGQST12EPLWH	SQUARE QUIET STEP CAN 25L/6.5G	SKY WHITE GLOSS	6.5	12.00	12.00	23.00
FGQST12ERBRD	SQUARE QUIET STEP CAN 45L/12G	RED GLOSS	12	12.00	12.00	23.00
FGQST12ERBWH	SQUARE QUIET STEP CAN 45L/12G	SKY WHITE GLOSS	12	12.00	12.00	23.00
FGQST12SSPL	SQUARE QUIET STEP CAN 25L/6.5G	STAINLESS STEEL	6.5	12.00	12.00	23.00
FGQST12SSRB	SQUARE QUIET STEP CAN 45L/12G	STAINLESS STEEL	12	12.00	12.00	23.00
FGST24EPLWH	SQUARE STEP CAN 49L/13G	SKY WHITE GLOSS	13	15.00	15.00	30.00
FGST24SSPL	SQUARE STEP CAN 49L/13G	STAINLESS STEEL	13	15.00	15.00	30.00
FGST24ERBWH	SQUARE STEP CAN 91L/24G	SKY WHITE GLOSS	24	15.00	15.00	30.00
FGST24EPLRD	SQUARE STEP CAN 49L/13G	RED GLOSS	13	15.00	15.00	30.00
FGST24ERBRD	SQUARE STEP CAN 91L/24G	RED GLOSS	24	15.00	15.00	30.00
FGST24SSRB	SQUARE STEP CAN 91L/24G	STAINLESS STEEL	24	15.00	15.00	30.00



## ▶ DEFENDERS® (cont)



SKU #	DESCRIPTION	COLOR	GALLONS	LENGTH (IN.)	WIDTH (IN.)	HEIGHT (IN.)
FGQST24EPLRD	SQUARE QUIET STEP CAN 49L/13G	RED GLOSS	13	15.00	15.00	30.00
FGQST24EPLWH	SQUARE QUIET STEP CAN 49L/13G	SKY WHITE GLOSS	13	15.00	15.00	30.00
FGQST24ERBRD	SQUARE QUIET STEP CAN 91L/24G	RED GLOSS	24	15.00	15.00	30.00
FGQST24ERBWH	SQUARE QUIET STEP CAN 91L/24G	SKY WHITE GLOSS	24	15.00	15.00	30.00
FGQST24SSPL	SQUARE QUIET STEP CAN 49L/13G	STAINLESS STEEL	13	15.00	15.00	30.00
FGQST24SSRB	SQUARE QUIET STEP CAN 91L/24G	STAINLESS STEEL	24	15.00	15.00	30.00
FGST40EPLRD	SQUARE STEP CAN 95L/25G	RED GLOSS	25	19.00	19.00	30.00
FGST40EPLWH	SQUARE STEP CAN 95L/25G	SKY WHITE GLOSS	25	19.00	19.00	30.00
FGST40ERBRD	SQUARE STEP CAN 151L/40G	RED GLOSS	40	19.00	19.00	30.00
FGST40ERBWH	SQUARE STEP CAN 151L/40G	SKY WHITE GLOSS	40	19.00	19.00	30.00
FGST40EWPLRD	SQUARE STEP CAN WITH WHEELS 95L/25G	RED GLOSS	25	19.00	19.00	30.00
FGST40EWPLWH	SQUARE STEP CAN WITH WHEELS 95L/25G	SKY WHITE GLOSS	25	19.00	19.00	30.00
FGST40EWRBRD	SQUARE STEP CAN WITH WHEELS 151L/40G	RED GLOSS	40	19.00	19.00	30.00
FGST40EWRBWH	SQUARE STEP CAN WITH WHEELS 151L/40G	SKY WHITE GLOSS	40	19.00	19.00	30.00
FGST40SSPL	SQUARE STEP CAN 95L/25G	STAINLESS STEEL	25	19.00	19.00	30.00
FGST40SSRB	SQUARE STEP CAN 151L/40G	STAINLESS STEEL	40	19.00	19.00	30.00
FGST40SWPL	SQUARE STEP CAN WITH WHEELS 95L/25G	STAINLESS STEEL	25	19.00	19.00	30.00
FGST40SWRB	SQUARE STEP CAN WITH WHEELS 151L/40G	STAINLESS STEEL	40	19.00	19.00	30.00
FGQST40EPLRD	SQUARE QUIET STEP CAN 95L/25G	RED GLOSS	25	19.00	19.00	30.00
FGQST40EPLWH	SQUARE QUIET STEP CAN 95L/25G	SKY WHITE GLOSS	25	19.00	19.00	30.00
FGQST40ERBRD	SQUARE QUIET STEP CAN 151L/40G	RED GLOSS	40	19.00	19.00	30.00
FGQST40ERBWH	SQUARE QUIET STEP CAN 151L/40G	SKY WHITE GLOSS	40	19.00	19.00	30.00
FGQST40EWPLRD	SQUARE QUIET STEP CAN WITH WHEELS 95L/25G	RED GLOSS	25	19.00	19.00	30.00
FGQST40EWPLWH	SQUARE QUIET STEP CAN WITH WHEELS 95L/25G	SKY WHITE GLOSS	25	19.00	19.00	30.00
FGQST40EWRBRD	SQUARE QUIET STEP CAN WITH WHEELS 151L/40G	RED GLOSS	40	19.00	19.00	30.00
FGQST40EWRBWH	SQUARE QUIET STEP CAN WITH WHEELS 151L/40G	SKY WHITE GLOSS	40	19.00	19.00	30.00
FGQST40SSPL	SQUARE QUIET STEP CAN 95L/25G	STAINLESS STEEL	25	19.00	19.00	30.00
FGQST40SSRB	SQUARE QUIET STEP CAN 151L/40G	STAINLESS STEEL	40	19.00	19.00	30.00
FGQST40SWPL	SQUARE QUIET STEP CAN WITH WHEELS 95L/25G	STAINLESS STEEL	25	19.00	19.00	30.00
FGQST40SWRB	SQUARE QUIET STEP CAN WITH WHEELS 151L/40G	STAINLESS STEEL	40	19.00	19.00	30.00
FGST5EGLRD	ROUND STEP CAN 18L/5G	RED GLOSS	5	11.00	11.00	22.00
FGST5EGLWH	ROUND STEP CAN 18L/5G	SKY WHITE GLOSS	5	11.00	11.00	22.00
FGST35EGLRD	ROUND STEP CAN 13L/3.5G	RED GLOSS	3.5	11.00	11.00	17.00
FGST35EGLWH	ROUND STEP CAN 13L/3.5G	SKY WHITE GLOSS	3.5	11.00	11.00	17.00
FGST35EPLRD	ROUND STEP CAN 13L/3.5G	RED GLOSS	3.5	11.00	11.00	17.00
FGST35EPLWH	ROUND STEP CAN 13L/3.5G	SKY WHITE GLOSS	3.5	11.00	11.00	17.00
FGST35SSGL	ROUND STEP CAN 13L/3.5G	STAINLESS STEEL	3.5	11.00	11.00	17.00
FGST35SSPL	ROUND STEP CAN 13L/3.5G	STAINLESS STEEL	3.5	11.00	11.00	17.00
FGST40EWRBRD	SQUARE STEP CAN WHEELS 151L/40G	RED	40	19.00	19.00	30.00
FGST40EWRBWH	SQUARE STEP CAN WHEELS 151L/40G	WHITE	40	19.00	19.00	30.00

## ▶ COLLECT-A-CUBES™



SKU #	DESCRIPTION	COLOR	GALLONS	LENGTH (IN.)	WIDTH (IN.)	HEIGHT (IN.)
FGNC24C	CAN LID 85L/22.5G	BEIGE GLOSS	22.5	15.75	15.75	24.00
FGNC24C2	CAN LID 85L/22.5G	BEIGE GLOSS	22.5	15.75	15.75	24.00
FGNC24C3	CAN LID 85L/22.5G	BEIGE GLOSS	22.5	15.75	15.75	24.00
FGNC24C3L	CAN LID LOCK 85L/22.5G	BEIGE GLOSS	22.5	15.75	15.75	24.00

## ▶ COLLECT-A-CUBES™ (cont)



SKU #	DESCRIPTION	COLOR	GALLONS	LENGTH (IN.)	WIDTH (IN.)	HEIGHT (IN.)
FGNC24P10	PAPER LID 85L/22.5G	BEIGE GLOSS	22.5	15.75	15.75	24.00
FGNC24P5	PAPER LID 85L/22.5G	BEIGE GLOSS	22.5	15.75	15.75	24.00
FGNC24P5L	PAPER LID LOCK 85L/22.5G	BEIGE GLOSS	22.5	15.75	15.75	24.00
FGNC24W2	WASTE LID 85L/22.5G	BEIGE GLOSS	22.5	15.75	15.75	24.00
FGNC24W3	WASTE LID 85L/22.5G	BEIGE GLOSS	22.5	15.75	15.75	24.00
FGNC24W4	WASTE LID 85L/22.5G	BEIGE GLOSS	22.5	15.75	15.75	24.00
FGNC24W4L	WASTE LID LOCK 85L/22.5G	BEIGE GLOSS	22.5	15.75	15.75	24.00
FGNC24W5	WASTE LID 85L/22.5G	BEIGE GLOSS	22.5	15.75	15.75	24.00
FGNC30C	CAN LID 107L/28.5G	BEIGE GLOSS	28.5	15.75	15.75	30.00
FGNC30C2	CAN LID 107L/28.5G	BEIGE GLOSS	28.5	15.75	15.75	30.00
FGNC30C2L	CAN LID LOCK 107L/28.5G	BEIGE GLOSS	28.5	15.75	15.75	30.00
FGNC30C3	CAN LID 107L/28.5G	BEIGE GLOSS	28.5	15.75	15.75	30.00
FGNC30C3L	CAN LID LOCK 107L/28.5G	BEIGE GLOSS	28.5	15.75	15.75	30.00
FGNC30P10	PAPER LID 107L/28.5G	BEIGE GLOSS	28.5	15.75	15.75	30.00
FGNC30P10L	PAPER LID LOCK 107L/28.5G	BEIGE GLOSS	28.5	15.75	15.75	30.00
FGNC30P5	PAPER LID 107L/28.5G	BEIGE GLOSS	28.5	15.75	15.75	30.00
FGNC30P5L	PAPER LID LOCK 107L/28.5G	BEIGE GLOSS	28.5	15.75	15.75	30.00
FGNC30W10	WASTE LID 107L/28.5G	BEIGE GLOSS	28.5	15.75	15.75	30.00
FGNC30W2	WASTE LID 107L/28.5G	BEIGE GLOSS	28.5	15.75	15.75	30.00
FGNC30W3	WASTE LID 107L/28.5G	BEIGE GLOSS	28.5	15.75	15.75	30.00
FGNC30W4	WASTE LID 107L/28.5G	BEIGE GLOSS	28.5	15.75	15.75	30.00
FGNC30W4L	WASTE LID LOCK 107L/28.5G	BEIGE GLOSS	28.5	15.75	15.75	30.00
FGNC30W5	WASTE LID 107L/28.5G	BEIGE GLOSS	28.5	15.75	15.75	30.00
FGNC36C2	CAN LID 130L/34.5G	BEIGE GLOSS	34.5	15.75	15.75	36.00
FGNC36C2L	CAN LID LOCK 130L/34.5G	BEIGE GLOSS	34.5	15.75	15.75	36.00
FGNC36C3	CAN LID 130L/34.5G	BEIGE GLOSS	34.5	15.75	15.75	36.00
FGNC36C4	CAN LID 130L/34.5G	BEIGE GLOSS	34.5	15.75	15.75	36.00
FGNC36P10	PAPER LID 130L/34.5G	BEIGE GLOSS	34.5	15.75	15.75	36.00
FGNC36P10L	PAPER LID LOCK 130L/34.5G	BEIGE GLOSS	34.5	15.75	15.75	36.00
FGNC36P4L	PAPER LID LOCK 130L/34.5G	BEIGE GLOSS	34.5	15.75	15.75	36.00
FGNC36P5	PAPER LID 130L/34.5G	BEIGE GLOSS	34.5	15.75	15.75	36.00
FGNC36P5L	PAPER LID LOCK 130L/34.5G	BEIGE GLOSS	34.5	15.75	15.75	36.00
FGNC36W	WASTE LID 130L/34.5G	BEIGE GLOSS	34.5	15.75	15.75	36.00
FGNC36W10	WASTE LID 130L/34.5G	BEIGE GLOSS	34.5	15.75	15.75	36.00
FGNC36W2	WASTE LID 130L/34.5G	BEIGE GLOSS	34.5	15.75	15.75	36.00
FGNC36W3	WASTE LID 130L/34.5G	BEIGE GLOSS	34.5	15.75	15.75	36.00
FGNC36W3L	WASTE LID LOCK 130L/34.5G	BEIGE GLOSS	34.5	15.75	15.75	36.00
FGNC36W4	WASTE LID 130L/34.5G	BEIGE GLOSS	34.5	15.75	15.75	36.00
FGNC36W4L	WASTE LID LOCK 130L/34.5G	BEIGE GLOSS	34.5	15.75	15.75	36.00
FGNC36W5	WASTE LID 130L/34.5G	BEIGE GLOSS	34.5	15.75	15.75	36.00

## ▶ ASPEN



SKU #	DESCRIPTION	COLOR	GALLONS	LENGTH (IN.)	WIDTH (IN.)	HEIGHT (IN.)
FGR122000PL	FLAT TOP 45L/12G	GREY STENNI GLOSS GLOSS TRIM W/ GREY PANELS	12	13.50	13.50	32.00
FGR12201PL	FLAT TOP 45L/12G	BROWN GLOSS TRIM W/ BROWN GLOSS PANELS	12	13.50	13.50	32.00
FGR12202PL	FLAT TOP 45L/12G	MAY GREEN GLOSS TRIM W/ BROWN GLOSS PANELS	12	13.50	13.50	32.00
FGR12SU202PL	ASH/TRASH 45L/12G	MAY GREEN GLOSS TRIM W/ BROWN GLOSS PANELS	12	13.50	13.50	32.00



# ▶ ASPEN (cont)



SKU #	DESCRIPTION	COLOR	GALLONS	LENGTH (IN.)	WIDTH (IN.)	HEIGHT (IN.)
FGR12WU202PL	ASH/TRASH WEATHER URN 45L/12G	GREEN GLOSS TRIM W/ BROWN GLOSS PANELS	12	13.50	13.50	35.00
FGR126000PL	FLAT TOP 45L/12G	TEXTURED BRONZE TRIM W/ GREY PANELS	12	13.50	13.50	32.00
FGR12SU2000PL	ASH/TRASH 45L/12G	GREY STENNI GLOSS GLOSSTRIM W/ GREY PANELS	12	13.50	13.50	32.00
FGR12SU201PL	ASH/TRASH 45L/12G	BROWN GLOSS TRIM W/ BROWN GLOSS PANELS	12	13.50	13.50	32.00
FGR12SU6000PL	ASH/TRASH 45L/12G	TEXTURED BRONZE TRIM W/ GREY PANELS	12	13.50	13.50	32.00
FGR12WU2000PL	ASH/TRASH WEATHER URN 45L/12G	GREY STENNI GLOSS GLOSSTRIM W/ GREY PANELS	12	13.50	13.50	35.00
FGR12WU201PL	ASH/TRASH WEATHER URN 45L/12G	BROWN GLOSS TRIM W/ BROWN GLOSS PANELS	12	13.50	13.50	35.00
FGR12WU6000PL	ASH/TRASH WEATHER URN 45L/12G	TEXTURED BRONZE TRIM W/ GREY PANELS	12	13.50	13.50	35.00
FGR18SU2000PL	ASH/TRASH 90L/24G	GREY STENNI GLOSS GLOSSTRIM W/ GREY PANELS	24	18.00	18.00	32.00
FGR18SU201PL	ASH/TRASH 90L/24G	BROWN GLOSS TRIM W/ BROWN GLOSS PANELS	24	18.00	18.00	32.00
FGR18SU6000PL	ASH/TRASH 90L/24G	TEXTURED BRONZE TRIM W/ GREY PANELS	24	18.00	18.00	32.00
FGR18WU2000PL	ASH/TRASH WEATHER URN 90L/24G	GREY STENNI GLOSS GLOSSTRIM W/ GREY PANELS	24	18.00	18.00	35.00
FGR18WU201PL	ASH/TRASH WEATHER URN 90L/24G	BROWN GLOSS TRIM W/ BROWN GLOSS PANELS	24	18.00	18.00	35.00
FGR18WU6000PL	ASH/TRASH WEATHER URN 90L/24G	TEXTURED BRONZE TRIM W/ GREY PANELS	24	18.00	18.00	35.00
FGR18201PL	ASH/TRASH 90L/24G	BROWN GLOSS TRIM W/ BROWN GLOSS PANELS	24	18.00	18.00	32.00
FGR18SU202PL	ASH/TRASH 90L/24G	GREEN GLOSS TRIM W/ BROWN GLOSS PANELS	24	18.00	18.00	32.00
FGR18WU202PL	ASH/TRASH WEATHER URN 90L/24G	GREEN GLOSS TRIM W/ BROWN GLOSS PANELS	24	18.00	18.00	35.00
FGR36HT2000PL	HINGED TOP 109L/29G	GREY STENNI GLOSS GLOSSTRIM W/ GREY PANELS	29	21.00	21.00	40.00
FGR36HT201PL	HINGED TOP 109L/29G	BROWN GLOSS TRIM W/ BROWN GLOSS PANELS	29	21.00	21.00	40.00
FGR36HT202PL	HINGED TOP 109L/29G	GREEN GLOSS TRIM W/ BROWN GLOSS PANELS	29	21.00	21.00	40.00
FGR36HT6000PL	HINGED TOP 109L/29G	TEXTURED BRONZE TRIM W/ GREY PANELS	29	21.00	21.00	40.00
FGR36HTWU202PL	HINGED TOP WEATHER URN 109L/29G	GREEN GLOSS TRIM W/ BROWN GLOSS PANELS	29	21.00	21.00	43.00
FGR36HTWU2000PL	HINGED TOP WEATHER URN 109L/29G	GREY STENNI GLOSS GLOSSTRIM W/ GREY PANELS	29	21.00	21.00	43.00
FGR36HTWU201PL	HINGED TOP WEATHER URN 109L/29G	BROWN GLOSS TRIM W/ BROWN GLOSS PANELS	29	21.00	21.00	43.00
FGR36HTWU6000PL	HINGED TOP WEATHER URN 109L/29G	TEXTURED BRONZE TRIM W/ GREY PANELS	29	21.00	21.00	43.00
FGR38HT2000PL	HINGED TOP 143L/38G	GREY STENNI GLOSS GLOSSTRIM W/ GREY PANELS	38	26.00	26.00	40.00
FGR38HT201PL	HINGED TOP 143L/38G	BROWN GLOSS TRIM W/ BROWN GLOSS PANELS	38	26.00	26.00	40.00
FGR38HT202PL	HINGED TOP 143L/38G	GREEN GLOSS TRIM W/ BROWN GLOSS PANELS	38	26.00	26.00	40.00
FGR38HT6000PL	HINGED TOP 143L/38G	TEXTURED BRONZE TRIM W/ GREY PANELS	38	26.00	26.00	40.00
FGR38HTWU2000PL	HINGED TOP WEATHER URN 143L/38G	GREY STENNI GLOSS GLOSS TRIM W/ GREY PANELS	38	26.00	26.00	43.00
FGR38HTWU202PL	HINGED TOP WEATHER URN 143L/38G	GREEN GLOSS TRIM W/ BROWN GLOSS PANELS	38	26.00	26.00	43.00
FGR38HTWU201PL	HINGED TOP WEATHER URN 143L/38G	BROWN GLOSS TRIM W/ BROWN GLOSS PANELS	38	26.00	26.00	43.00
FGR38SD201PL	SIDE DOOR WITH CAM LOCK 143L/38G	BROWN GLOSS TRIM W/ BROWN GLOSS PANELS	38	26.00	26.00	40.00
FGR40201	SAND URN	BROWN GLOSS TRIM W/ BROWN GLOSS PANELS	N/A	10.00	10.00	24.00
FGR40WU2000	SAND URN WITH WEATHER SHIELD	GREY STENNI GLOSS GLOSSTRIM W/ GREY PANELS	N/A	10.00	10.00	27.00
FGR402000	SAND URN	GREY STENNI GLOSS GLOSSTRIM W/ GREY PANELS	N/A	10.00	10.00	24.00
FGR40WU201	SAND URN WITH WEATHER SHIELD	BROWN GLOSS TRIM W/ BROWN GLOSS PANELS	N/A	10.00	10.00	27.00
FGR40202	SAND URN	GREEN GLOSS TRIM W/ BROWN GLOSS PANELS	N/A	10.00	10.00	24.00
FGR406000	SAND URN	TEXTURED BRONZE TRIM W/ GREY PANELS	N/A	10.00	10.00	24.00
FGR40WU202	SAND URN WITH WEATHER SHIELD	GREEN GLOSS TRIM W/ BROWN GLOSS PANELS	N/A	10.00	10.00	27.00
FGR40WU6000	SAND URN WITH WEATHER SHIELD	TEXTURED BRONZE TRIM W/ GREY PANELS	N/A	10.00	10.00	27.00
FGR41201PL	ASH/TRASH 9L/2.5G	BROWN GLOSS TRIM W/ BROWN GLOSS PANELS	2.5	10.00	10.00	24.00
FGR41202PL	ASH/TRASH 9L/2.5G	GREEN GLOSS TRIM W/ BROWN GLOSS PANELS	2.5	10.00	10.00	24.00
FGR41WU2000PL	ASH/TR WEATHER URN 9L/2.5G	GREY STENNI GLOSS GLOSSTRIM W/ GREY PANELS	2.5	10.00	10.00	27.00
FGR412000PL	ASH/TRASH 9L/2.5G	GREY STENNI GLOSS GLOSSTRIM W/ GREY PANELS	2.5	10.00	10.00	24.00
FGR416000PL	ASH/TRASH 9L/2.5G	TEXTURED BRONZE TRIM W/ GREY PANELS	2.5	10.00	10.00	24.00
FGR41WU6000PL	ASH/TRASH WEATHER URN 9L/2.5G	TEXTURED BRONZE TRIM W/ GREY PANELS	2.5	10.00	10.00	27.00
FGR41WU201PL	ASH/TRASH WEATHER URN 9L/2.5G	BROWN GLOSS TRIM W/ BROWN GLOSS PANELS	2.5	10.00	10.00	27.00
FGR41WU202PL	ASH/TRASH WEATHER URN 9L/2.5G	GREEN GLOSS TRIM W/ BROWN GLOSS PANELS	2.5	10.00	10.00	27.00
FGR48HT2000PL	HINGED TOP 181L/48G	GREY STENNI GLOSS GLOSSTRIM W/ GREY PANELS	48	26.00	26.00	40.00
FGR48HT201PL	HINGED TOP 181L/48G	BROWN GLOSS TRIM W/ BROWN GLOSS PANELS	48	26.00	26.00	40.00

# ▶ ASPEN (cont)



SKU #	DESCRIPTION	COLOR	GALLONS	LENGTH (IN.)	WIDTH (IN.)	HEIGHT (IN.)
FGR48HTWU202PL	HINGED TOP WEATHER URN 181L/48G	GREEN GLOSS TRIM W/ BROWN GLOSS PANELS	48	26.00	26.00	43.00
FGR48HT202PL	HINGED TOP 181L/48G	GREEN GLOSS TRIM W/ BROWN GLOSS PANELS	48	26.00	26.00	40.00
FGR48HT6000PL	HINGED TOP 181L/48G	TEXTURED BRONZE TRIM W/ GREY PANELS	48	26.00	26.00	40.00
FGR48HTWU2000PL	HINGED TOP WEATHER URN 181L/48G	GREY STENNI GLOSS GLOSSTRIM W/ GREY PANELS	48	26.00	26.00	43.00
FGR48HTWU201PL	HINGED TOP WEATHER URN 181L/48G	BROWN GLOSS TRIM W/ BROWN GLOSS PANELS	48	26.00	26.00	43.00
FGR48HTWU6000PL	HINGED TOP WEATHER URN 181L/48G	TEXTURED BRONZE TRIM W/ GREY PANELS	48	26.00	26.00	43.00

# ▶ DIMENSION



SKU #	DESCRIPTION	COLOR	GALLONS	LENGTH (IN.)	WIDTH (IN.)	HEIGHT (IN.)
FGR12500PL	FLAT TOP 45L/12G	BLACK GLOSS W/ ANTHRACITE METALLIC PERFORATED PANELS	12	13.50	13.50	32.00
FGR12SBKPL	FLAT TOP 45L/12G	BLACK GLOSS	12	13.50	13.50	32.00
FGR12SUSBKPL	ASH/TRASH 45L/12G	BLACK GLOSS	12	13.50	13.50	32.00
FGR12WU500PL	ASH/TRASH WEATHER URN 45L/12G	BLACK GLOSS W/ ANTHRACITE METALLIC PERFORATED PANELS	12	13.50	13.50	35.00
FGR12WUSBKPL	ASH/TRASH WEATHER URN 45L/12G	BLACK GLOSS	12	13.50	13.50	35.00
FGR18WU500PL	ASH/TRASH WEATHER URN 90L/24G	BLACK GLOSS W/ ANTHRACITE METALLIC PERFORATED PANELS	24	18.00	18.00	35.00
FGR18500PL	FLAT TOP 90L/24G	BLACK GLOSS W/ ANTHRACITE METALLIC PERFORATED PANELS	24	18.00	18.00	32.00
FGR36HTWUSBKPL	HINGED TOP WEATHER URN 109L/29G	BLACK GLOSS	29	21.00	21.00	43.00
FGR36HTWU500PL	HINGED TOP WEATHER URN 109L/29G	BLACK GLOSS W/ ANTHRACITE METALLIC PERFORATED PANELS	29	21.00	21.00	43.00
FGR36HT500PL	HINGED TOP 109L/29G	BLACK GLOSS W/ ANTHRACITE METALLIC PERFORATED PANELS	29	21.00	21.00	40.00
FGR36HTSBKPL	HINGED TOP 109L/29G	BLACK GLOSS	29	21.00	21.00	40.00
FGR38HT500PL	HINGED TOP 143L/38G	BLACK GLOSS W/ ANTHRACITE METALLIC PERFORATED PANELS	38	26.00	26.00	40.00
FGR38HTSBKPL	HINGED TOP 143L/38G	BLACK GLOSS	38	26.00	26.00	40.00
FGR38HTWU500PL	HINGED TOP WEATHER URN 143L/38G	BLACK GLOSS W/ ANTHRACITE METALLIC PERFORATED PANELS	38	26.00	26.00	43.00
FGR38HTWUSBKPL	HINGED TOP WEATHER URN 143L/38G	BLACK GLOSS	38	26.00	26.00	43.00
FGR40WU500	SAND URN WITH WEATHER SHIELD	BLACK GLOSS W/ ANTHRACITE METALLIC PERFORATED PANELS	N/A	10.00	10.00	27.00
FGR40SBK	SAND URN	BLACK GLOSS	N/A	10.00	10.00	24.00
FGR40WUSBK	SAND URN WITH WEATHER SHIELD	BLACK GLOSS	N/A	10.00	10.00	27.00
FGR41SBKPL	ASH/TRASH 9L/2.5G	BLACK GLOSS	2.5	10.00	10.00	24.00
FGR41WU500PL	ASH/TRASH WEATHER URN 9L/2.5G	BLACK GLOSS W/ ANTHRACITE METALLIC PERFORATED PANELS	2.5	10.00	10.00	27.00
FGR41WUSBKPL	ASH/TRASH WEATHER URN 9L/2.5G	BLACK GLOSS	2.5	10.00	10.00	27.00
FGR48HTWU500PL	HINGED TOP WEATHER URN 181L/48G	BLACK GLOSS W/ ANTHRACITE METALLIC PERFORATED PANELS	48	26.00	26.00	43.00
FGR48HTWUSBKPL	HINGED TOP WEATHER URN 181L/48G	BLACK GLOSS	48	26.00	26.00	43.00
FGR48HTSBKPL	HINGED TOP 181L/48G	BLACK GLOSS	48	26.00	26.00	40.00
FGR48HT500PL	HINGED TOP 181L/48G	BLACK GLOSS W/ ANTHRACITE METALLIC PERFORATED PANELS	48	26.00	26.00	40.00

# ▶ REGENT



SKU #	DESCRIPTION	COLOR	GALLONS	LENGTH (IN.)	WIDTH (IN.)	HEIGHT (IN.)
FGR34HT50PLEGN	HINGED TOP 109L/29G	GREEN GLOSS	29	21.00	21.00	37.00
FGR34HTWU50PLEGN	HINGED TOP WEATHER URN 109L/29G	GREEN GLOSS	29	21.00	21.00	40.00
FGR1450PLEGN	FLAT TOP 45L/12G	GREEN GLOSS	12	13.50	13.50	32.00
FGR14SU50PLEGN	ASH/TRASH 45L/12G	GREEN GLOSS	12	13.50	13.50	32.00
FGR14WU50PLEGN	ASH/TRASH WEATHER SHIELD 45L/12G	GREEN	12	-	-	-



# ARCHITEK®



SKU #	DESCRIPTION	COLOR	GALLONS	LENGTH (IN.)	WIDTH (IN.)	HEIGHT (IN.)
FGA17ABZPL	FLAT TOP 64L/17G	MATTE BRONZE	17	18.00	18.00	34.00
FGA17BKPL	FLAT TOP 64L/17G	BLACK	17	18.00	18.00	34.00
FGA17SUABZPL	FLAT TOP WITH SAND URN 64L/17G	MATTE BRONZE	17	18.00	18.00	34.00
FGA17SUBKPL	FLAT TOP WITH SAND URN 64L/17G	BLACK	17	18.00	18.00	34.00
FGA38ABZPL	CANOPY TOP 143L/38G	MATTE BRONZE	38	24.00	24.00	43.00
FGA38BKPL	CANOPY TOP 143L/38G	BLACK	38	24.00	24.00	43.00
FGA38SUABZPL	CANOPY TOP WITH SAND URN 143L/38G	MATTE BRONZE	38	24.00	24.00	43.00
FGA38SUBKPL	CANOPY TOP WITH SAND URN 143L/38G	BLACK	38	24.00	24.00	43.00
FGA38TABZPL	OPEN TOP 143L/38G	MATTE BRONZE	38	24.00	24.00	35.00
FGA38TBKPL	OPEN TOP 143L/38G	BLACK	38	24.00	24.00	35.00
FGA50SUBK	SAND URN	BLACK	N/A	12.00	12.00	24.00
FGA50SUABZ	SAND URN	MATTE BRONZE	N/A	12.00	12.00	24.00
FGA51SUABZPL	FLAT TOP WITH SAND URN 18L/5G	MATTE BRONZE	5	12.00	12.00	24.00
FGA51SUBKPL	FLAT TOP WITH SAND URN 18L/5G	BLACK	5	12.00	12.00	24.00

# TOWNE



## DOMES TOPS



SKU #	DESCRIPTION	COLOR	GALLONS	LENGTH (IN.)	WIDTH (IN.)	HEIGHT (IN.)
FGH1NBK	POLE WITH WALL MOUNT 37L/10G	BLACK GLOSS	10	11.50	11.50	24.00
FGH1NEGN	POLE WITH WALL MOUNT 37L/10G	GREEN GLOSS	10	11.50	11.50	24.00
FGH1NEGNWITHLID	POLE WITH WALL MOUNT 37L/10G	GREEN GLOSS	10	11.50	11.50	24.00
FGH9NBK	POLE WITH WALL MOUNT 83L/22G	BLACK GLOSS	22	15.00	15.00	30.00
FGH9NEGN	POLE WITH WALL MOUNT 83L/22G	GREEN GLOSS	22	15.00	15.00	30.00
FGH3BK	FREE STANDING 128L/34G	BLACK GLOSS	34	18.00	18.00	36.00
FGH3EGN	FREE STANDING 128L/34G	GREEN GLOSS	34	18.00	18.00	36.00
FGH12IGC	POST MOUNT WITH GROUND POST 128L/34G	CEDAR	34	18.00	18.00	36.00
FGH12SMC	POST MOUNT WITH SURFACE POST 128L/34G	CEDAR	34	18.00	18.00	36.00
FGH55C	FREE STANDING 238L/63G	CEDAR	63	24.00	24.00	36.00
FGH55EBK	FREE STANDING 238L/63G	BLACK GLOSS	63	24.00	24.00	36.00
FGH55EEGN	FREE STANDING 238L/63G	GREEN GLOSS	63	24.00	24.00	36.00

### DOMES TOPS

FG1855EGN	DOMES TOP FITS FGMT32, FGH55, FGSBR52	GREEN GLOSS	N/A	24.50	24.50	11.00
FG1855RD	DOMES TOP FITS FGMT32, FGH55, FGSBR53	RED GLOSS	N/A	24.50	24.50	11.00
FG1855BK	DOMES TOP FITS FGMT32, FGH55, FGSBR54	BLACK GLOSS	N/A	24.50	24.50	11.00
FG2030RD	DOMES TOP FITS FGMT22, FGH12	RED GLOSS	N/A	20.00	20.00	9.50
FG2030BK	DOMES TOP FITS FGMT22, FGH13	BLACK GLOSS	N/A	20.00	20.00	9.50
FG2030BR	DOMES TOP BROWN FITS FGMT22, FGH14	BROWN GLOSS	N/A	20.00	20.00	9.50
FG2030EGN	DOMES TOP FITS FGMT22, FGH15	GREEN GLOSS	N/A	20.00	20.00	9.50
FGBBT1529BK	DOMES TOP FITS FGWB44, FGWB2029	BLACK GLOSS	N/A	16.00	16.00	6.00
FGBBT1529AL	DOMES TOP FITS FGWB44, FGWB2030	ALMOND GLOSS	N/A	16.00	16.00	6.00
FGBBT1529GR	DOMES TOP FITS FGWB44, FGWB2031	GREY STENNI GLOSS	N/A	16.00	16.00	6.00

# AVENUE



SKU #	DESCRIPTION	COLOR	GALLONS	LENGTH (IN.)	WIDTH (IN.)	HEIGHT (IN.)
FGMHR36PLBK	RECTANGLE OPEN TOP 132L/35G	BLACK GLOSS	35	29.50	16.00	32.50
FGMHSQ18PLBK	SQUARE OPEN TOP 60L/16G	BLACK GLOSS	16	16.00	16.00	32.50
FGMH24PLBK	ROUND OPEN TOP 87L/23G	BLACK GLOSS	23	20.50	20.50	33.50
FGMH32PLBK	ROUND OPEN TOP 121L/32G	BLACK GLOSS	32	22.50	22.50	31.00
FGMH46PLBK	ROUND OPEN TOP 140L/37G	BLACK GLOSS	37	24.50	24.50	33.50

# NOTES





BLACK RED	RED ORANGE	PASTEL YELLOW	BOTTLE GREEN	MINT GREEN	SKY BLUE
WINE RED	PEARL ORANGE	SAFFRON YELLOW	BLACK OLIVE	TURQUOISE GREEN	TRAFFIC BLUE
OXIDE RED	PEARL COPPER	LUMINOUS BRIGHT ORANGE	GREY OLIVE	OPAL GREEN	SIGNAL BLUE
PURPLE RED	COPPER BROWN	TRAFFIC YELLOW	FIR GREEN	PEARL OPAL GREEN	GENTIAN BLUE
PEARL RUBY RED	ORANGE BROWN	CANOLA YELLOW	CHROME GREEN	PINE GREEN	BRILLIANT BLUE
BROWN RED	SIGNAL ORANGE	ZINC YELLOW	PEARL GREEN	MOSS GREEN	PIGEON BLUE
RUBY RED	SALMON ORANGE	LUMINOUS YELLOW	LEAF GREEN	BLUE GREEN	DISTANT BLUE
TOMATO RED	TRAFFIC ORANGE	SULFUR YELLOW	EMERALD GREEN	BLACK GREEN	SAPPHIRE BLUE
SIGNAL RED	PURE ORANGE	LEMON YELLOW	GRASS GREEN	OCEAN BLUE	COBALT BLUE
CARMINE RED	LUMINOUS ORANGE	BROOM YELLOW	MAY GREEN	GREEN BLUE	STEEL BLUE
FLAME RED	BRIGHT RED ORANGE	GOLDEN YELLOW	FERN GREEN	AZURE BLUE	GREY BLUE
CORAL RED	PASTEL ORANGE	HONEY YELLOW	RESEDA GREEN	CAPRI BLUE	BLACK BLUE
ORIENT RED	DEEP ORANGE	OCHRE YELLOW	PALE GREEN	PEARL GENTIAN BLUE	PEARL NIGHT BLUE
RASPBERRY RED	YELLOW ORANGE	CURRY	PASTEL GREEN	WATER BLUE	NIGHT BLUE
STRAWBERRY RED	DAFFODIL YELLOW	OLIVE YELLOW	YELLOW GREEN	MINT TURQUOISE	ULTRAMARINE BLUE
TRAFFIC RED	MAIZE YELLOW	REED GREEN	LUMINOUS GREEN	PASTEL TURQUOISE	VIOLET BLUE
PURE RED	SUN YELLOW	OLIVE GREEN	PURE GREEN	LIGHT GREEN	PEARL BLACKBERRY
LUMINOUS RED	DAHLIA YELLOW	YELLOW OLIVE	TRAFFIC GREEN	TURQUOISE BLUE	PEARL VIOLET
LUMINOUS BRIGHT RED	MELON YELLOW	OLIVE DRAB	SIGNAL GREEN	PASTEL BLUE	BLUE LILAC
VERMILLION	SIGNAL YELLOW	BROWN GREEN	PATINA GREEN	LIGHT BLUE	PASTEL VIOLET

RED LILAC	SEPIA BROWN	YELLOW GREY	JET BLACK + MATTE & METALLIC	SQUIRREL GREY	ALMOND
SIGNAL VIOLET	NUT BROWN	PEARL BEIGE	BLACK BROWN	WINDOW GREY	SAND
TRAFFIC PURPLE	FAWN BROWN	OLIVE GREY	SIGNAL BLACK	TELEGREY 1	MATTE BRONZE
CLARET VIOLET	OLIVE BROWN	CEMENT GREY	GRAPHITE BLACK	TELEGREY 2	BRONZE METALLIC
PURPLE VIOLET	PALE BROWN	MOSS GREY	ANTHRACITE GREY	TRAFFIC GREY A	TEXTURED BRONZE
RED VIOLET	BEIGE BROWN	BEIGE GREY	GRANITE GREY	SIGNAL GREY	TEXTURED BROWN
TELEMAGENTA	CLAY BROWN	QUARTZ GREY	GRAPHITE GREY	WHITE ALUMINUM	BROWN
HEATHER VIOLET	OCHRE BROWN				DARK CHERRY METALLIC
LIGHT PINK	BROWN BEIGE				CRIMSON
ANTIQUÉ PINK	SAND YELLOW	PEBBLE GREY	TRAFFIC GREY B	TELEGREY 4	RED
ROSE	BEIGE	SILK GREY	GREEN GREY	PLATINUM GREY	GREEN
SALMON PINK	IVORY	AGATE GREY	TARPAULIN GREY	LIGHT GREY + METALLIC	BLACK
BEIGE RED	LIGHT IVORY	STONE GREY	MOUSE GREY	PAPYRUS WHITE	TEXTURED BLACK
PEARL PINK	OYSTER WHITE	PEARL MOUSE GREY METALLIC	GREY ALUMINUM	GREY WHITE	HAMMERTONE GREY
SIGNAL BROWN	CREAM	BROWN GREY	DUSTY GREY	SIGNAL WHITE	GREY STENNI + METALLIC
RED BROWN	GREEN BEIGE	CONCRETE GREY	BASALT GREY	TRAFFIC WHITE	ANTHRACITE METALLIC
CHESTNUT BROWN	GREEN BROWN	UMBRA GREY + METALLIC	SLATE GREY	PURE WHITE	STARDUST SILVER METALLIC
MAHAGONY BROWN	PEARL GOLD	GREY BROWN	IRON GREY	SKY WHITE + METALLIC	TEXTURED GREY
TERRA BROWN	KHAKI GREY	BLACK GREY	BLUE GREY	DESERT PEARL METALLIC	LIGHT BLUE
CHOCOLATE BROWN	GREY BEIGE	TRAFFIC BLACK	SILVER GREY	BEIGE	



**230+ COLORS.**  
1 PERFECT FOR YOU.





151289.0616 | RCP1026  
©2016 Rubbermaid Commercial Products LLC  
8900 Northpointe Executive Drive, Huntersville, NC 28078