

40 Series Casters

Our 40 Series Casters have been used in a wide variety of applications for many years and are the backbone of the Material Handling Industry. The load ratings fit a wide variety of manufacturing and warehousing uses. The 40 Series Caster is the same as our standard 46 Series Casters except for 1-1/2" wide wheels. This medium duty caster series is designed for use on scrap bins, parts boxes, dollies and racks.

Features

Swivel Section: Cold formed top plate, yoke and button are all heat treated to prevent brinelling, improve swivel action and increase service life. Load and thrust bearings are hardened and ground and rotate on hardened raceways. Top plate and legs are 1/4" steel. Legs are formed for increased strength and continuously welded to yoke. All swivel sections are equipped with a lubrication fitting for field maintenance. RWM lubricates all swivel sections prior to shipment. Notched yokes are standard.

Kingpin: 5/8" diameter rivet hydraulically compressed to increase strength of swivel section as compared to staking

Axle: 1/2" diameter drilled axle with lubrication fitting provided on all casters to improve ease of lubrication

Finish: Zinc plated to protect against corrosion


Wheels: A wide variety of 3" through 6" diameters available with either roller bearing, ball bearing, celcon, oilite or plain bearings.

Mounting Plate Size: 4" x 4-1/2" x 1/4"

Bolt Hole Spacing: 2-5/8" x 3-5/8", slotted to 3" x 3"

Mounting Bolt Diameter: 3/8"


40-GTB-0415-S



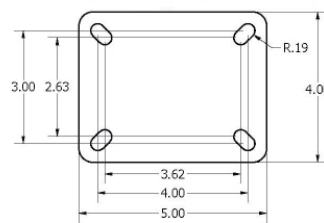
Applications

Nearly every warehouse, freight terminal, manufacturing plant and industrial business uses these types of casters in their operations. This medium duty caster series is designed for use on:

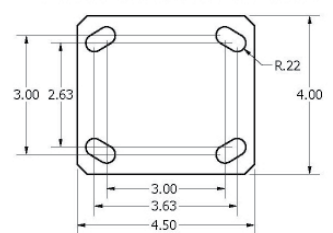
- ◆ bakeries
- ◆ scrap bins
- ◆ parts boxes
- ◆ maintenance carts
- ◆ racks



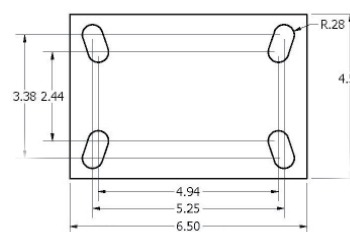
40 SERIES OPTIONAL 41ST/41RT



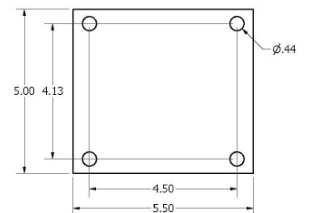
40 SERIES STANDARD TOP PLATE



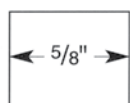
40 SERIES OPTIONAL 42ST/42RT



40 SERIES OPTIONAL 43ST/43RT

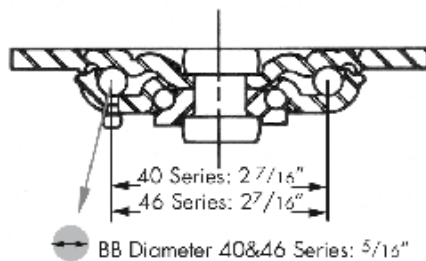


RIVET CROSS SECTION



30 Series
40 Series
46 Series

SWIVEL CROSS SECTION



Options

- HT** High Temperature Lubrication
 - IW** Inside Weld
 - KB** Nut and Bolt Kingpin
 - LT** Low Temperature Lubrication
 - NY** Notched Yoke
 - SL** Swivel Lock
 - SR** Sealed Swivel Raceway
 - TG** Thread Guards
 - WB** Side Wheel Brake on 4" size and larger*
 - DSL** Demountable Swivel Lock
- *Only available with roller bearings.

UP TO 1,200 POUND CAPACITY

SPECIFICATIONS

Wheel Diameter	Wheel Width	Wheel Type	lbs. Capacity	Overall Height	Swivel Caster Model Number			Swivel Lead	Approx Weight	
					Caged, Straight Roller Bearing	Flanged, Sealed Precision, 1 pc. Ball Bearing	Plain, Oilite, Celcon Bearing			
3"	1-3/4"	Durastan	400	4-1/2"	40-DUR-0317-S		40-DUC-0317-S	1-3/16"	4.0	
3-1/4"	1-1/2"	Cast Iron	400	4-5/8"	40-CIR-3215-S		40-CIP-3215-S	1-3/16"	5.4	
		Durastan	600		40-DUR-3215-S		40-DUC-3215-S		5.6	
3-5/8"	1-1/2"	Urethane on Aluminum	420	4-13/16"	40-UAR-3515-S		40-UAC-3515-S	1-3/16"	4.3	
4"	1-1/2"	Cast Iron	500	5-5/8"	40-CIR-0415-S	40-CIB-0415-S	40-CIP-0415-S	1-3/8"	5.8	
		Durastan	600		40-DUR-0415-S	40-DUB-0415-S	40-DUC-0415-S		4.4	
		Forged Steel	1200				40-FSC-0415-S		6.5	
		GT	900			40-GTB-0415-S			4.4	
		Hard Rubber	400						40-HRO-0415-S	4.7
		Performance TPR	325		40-RPR-0415-S	40-RPB-0415-S	40-RPC-0415-S		4.8	
		Polyolefin	375		40-POR-0415-S	40-POB-0415-S	40-POP-0415-S		4.1	
		Rubber on Iron	250		40-RIR-0415-S		40-RIC-0415-S		6.0	
		Soft Rubber	200				40-SRO-0415-S		4.6	
		Urethane on Aluminum	600		40-UAR-0415-S		40-UAC-0415-S		4.4	
		Urethane on Iron	600		40-UIR-0415-S	40-UIB-0415-S	40-UIC-0415-S		6.0	
		Urethane	500		40-UPR-0415-S	40-UPB-0415-S	40-UPC-0415-S		4.8	
		Urethane Solid	300		40-USR-0415-S		40-USC-0415-S		4.1	
		V-Groove Iron	700		40-VIR-0415-S		40-VIP-0415-S		6.8	
4"	1-1/2"	Nylatron	1200	5-5/8"		40-NYB-0415-S		1-7/8"	5.6	
4"	1-1/2"	Nylatron	1200	5-5/8"		40-NYB-0415-S		1-7/8"	5.6	
5"	1-1/2"	Cast Iron	600	6-1/8"	40-CIR-0515-S	40-CIB-0515-S	40-CIC-0515-S	1-3/8"	6.7	
		Durastan	650		40-DUR-0515-S	40-DUB-0515-S	40-DUC-0515-S		4.9	
		GT	1000			40-GTB-0515-S			4.9	
		Performance TPR	350		40-RPR-0515-S	40-RPB-0515-S	40-RPC-0515-S		5.3	
		Polyolefin	440		40-POR-0515-S	40-POB-0515-S	40-POP-0515-S		4.4	
		Rubber on Iron	300		40-RIR-0515-S		40-RIC-0515-S		5.4	
		Soft Rubber	240				40-SRO-0515-S		5.8	
		Urethane on Aluminum	720		40-UAR-0515-S		40-UAC-0515-S		5.0	
		Urethane on Iron	720		40-UIR-0515-S	40-UIB-0515-S	40-UIC-0515-S		5.0	
		Urethane	700		40-UPR-0515-S	40-UPB-0515-S	40-UPC-0515-S		5.3	
Urethane Solid	330	40-USR-0515-S	40-USB-0515-S	40-USC-0515-S	6.0					
5"	1-1/2"	Nylatron	1200	6-1/8"		40-NYB-0515-S		1-7/8"	6.1	
5"	1-1/2"	Nylatron	1200	6-1/8"		40-NYB-0515-S		1-7/8"	6.1	
6"	1-1/2"	Cast Iron	600	7-1/4"	40-CIR-0615-S		40-CIP-0615-S	1-5/8"	7.8	
		Durastan	800		40-DUR-0615-S	40-DUB-0615-S	40-DUC-0615-S		5.4	
		GT	1200			40-GTB-0615-S			5.4	
		Performance TPR	475		40-RPR-0615-S	40-RPB-0615-S	40-RPC-0615-S		5.7	
		Rubber on Iron	370		40-RIR-0615-S		40-RIC-0615-S		6.8	
		Urethane on Iron	840		40-UIR-0615-S	40-UIB-0615-S	40-UIC-0615-S		7.9	
Urethane	800	40-UPR-0615-S	40-UPB-0615-S	40-UPC-0615-S	5.7					
6"	1-1/2"	Nylatron	1200	3/8"		40-NYB-0615-S		1-7/8"	7	
6"	1-1/2"	Nylatron	1200	1/2"		40-NYB-0615-S		1-7/8"	7	

To order a rigid caster, change the "S" to "R" in the model number. For example: "40-DUR-0317-R". To order a rig only, omit the blue letters. For example: "40-0317-S". Dimensions shown are nominal. If precise dimensions are required, consult your RWM representative. For approximate weight of our rigid casters, deduct 0.5 pounds per item.

OPTIONAL MOUNTING PLATES

Optional Top Plate Number	Mounting Plate	Bolt Hole Spacing	Bolt Size
41ST 41RT	4" x 5"	2-5/8" x 3-5/8" slotted to 3" x 4"	3/8"
42ST 42RT	4-1/2" x 6-1/2"	2-7/16" x 4-15/16" slotted to 3-3/8" x 5-1/4"	1/2"
43ST 43RT	5" x 5-1/2"	4-1/8" x 4-1/2"	3/8"



OPTIONAL OVERALL HEIGHTS

Wheel Diameter	Overall Height
3"	4-1/4"
4"	5-1/4"
5"	6-1/2"
5"	6-3/8"
6"	7-1/2"
6"	7-3/8"
6"	7-3/4"

UP TO 1,200 POUND CAPACITY