

RWM Casters manufactures these Forged Steel Wheels by hot forging them from medium carbon steel providing maximum strength and durability. RWM Forged Steel Wheels are virtually indestructible within their capacity range. These industrial forged steel wheels should not be confused with ductile iron or heavy-duty cast iron wheels offering both lower cost and reduced capacities.

Features

Wheel Bearing: Choice of straight roller bearings or precision tapered bearings

Temperature Range: 50° to 800°F

Hub Length: Can be shortened or lengthened to order

Lubrication Fittings: Standard on 2-1/2" and wider wheels

Bores: Sizes can be altered

Keyways: Can be installed on most sizes



FSR-0830-31









Applications

Our Forged Steel Wheels can be used in the roughest, most demanding, abusive applications on the poorest floors under the heaviest of loads. RWM industrial Forged Steel Wheels are the only choice when extra heavy duty loads on poor floor conditions need to be moved safely.

Options

- TG** Thread Guards on 1-1/2" and 2" tread wheels
- WS** Wheel Seals
- ZF** Zerk Fitting
- SI** Spanner Included

Forged Steel Wheels

SPECIFICATIONS							
 Wheel Diameter	 Wheel Width	 Capacity lbs.	 Axle Diameter	 Straight Roller Bearing	 Tapered Roller Bearing	 Hub Length	 Approx Weight
4"	1-1/2"	1400	1/2"	FSR-0415-08		2-7/16"	3.1
			5/8"	FSR-0415-10			
			3/4"	FSR-0415-12			
5"	2"	1500	1/2"	FSR-0520-08	FST-0520-08	2-7/16"	5.0
			5/8"	FSR-0520-10			
			3/4"	FSR-0520-12			
6"	2"	1800	1/2"	FSR-0620-08	FST-0620-08	2-7/16"	6.3
			5/8"	FSR-0620-10			
			3/4"	FSR-0620-12			
6"	2-1/2"	5000	3/4"	FSR-0625-12	FST-0625-12	3-1/2"	11.2
			1"	FSR-0625-16	FST-0625-16		
6"	3"	7000	3/4"	FSR-0630-12-SI	FST-0630-12	3-1/2"	20.0
			1"	FSR-0630-16-SI	FST-0630-16		
			1-1/4"	FSR-0630-20	FST-0630-20		
		10000	1-1/4"		FST-0630-20-HD		
8"	2-1/2"	4500	3/4"	FSR-0825-12	FST-0825-12	3-1/2"	18.0
			1"	FSR-0825-16			
			1"	FSR-0825-16-SI	FST-0825-16		
			1-1/4"	FSR-0825-20			
8"	3"	5500	3/4"	FSR-0830-12	FST-0830-12	3-1/2"	19.0
			1"	FSR-0830-16			
			1"	FSR-0830-16-SI	FST-0830-16		
			1-1/4"	FSR-0830-20			
		10000	1"		FST-0830-16-HD		
			1-1/4"		FST-0830-20-HD		
8"	4"	10000	1-1/4"	FSR-0840-20		4-1/2"	36.0
			1-1/2"	FSR-0840-24			
			2"	FSR-0840-32			
		20000	1-1/4"		FST-0840-20		
			1-1/2"		FST-0840-24		
10"	3"	6000	3/4"	FSR-1030-12	FST-1030-12	3-1/2"	37.0
			1"	FSR-1030-16			
			1"	FSR-1030-16-SI	FST-1030-16		
			1-1/4"	FSR-1030-20	FST-1030-20		
10"	4"	10000	1-1/4"	FSR-1040-20		4-1/2"	48.0
			1-1/2"	FSR-1040-24			
			2"	FSR-1040-32			
		20000	1-1/4"		FST-1040-20		
			1-1/2"		FST-1040-24		

UP TO 20,000 POUND CAPACITY

Note: Add YY for 3" hub length on 2-1/2" tread wheels.