




1225 Isley Road, Gastonia, NC
28052
Phone: [800-634-7704](tel:800-634-7704) Fax:
800-253-6634
www.rwmcasters.com

SA Shock Absorbing Casters

Heavy Duty Shock Absorbing Casters

RWM Caster's SA Shock Absorbing Casters:

- Reduce stress on wheels and rigs due to shock from rough surfaces
- Dampen and isolate shocks and vibration from rough surfaces to protect cargo or contents in a cart or equipment
- Reduce noise caused by casters traveling over rough surfaces
- Equalize the load over uneven terrain among four or more casters, thereby reducing overloads on casters and twisting of the cart/frame



65-DUR-0825-S-VMS-500



2-125-FNT-2575-S-SA-OMS-LLST-FF

Applications

RWM's Shock Absorbing Casters feature either vertical mount springs, outside mount springs or inside mount springs. These are unique heavy duty industrial spring loaded casters that were designed for specific applications requiring a cushioned ride for product protection from shock and vibration. These industrial casters are ideal for diagnostic and electrical equipment, institutional and laboratory equipment and stands, medical equipment and carts, mobile workstations, computer main frames and towers, point of purchase displays and shelving, food processing equipment, packaging equipment, sound and lighting equipment, ground support equipment, assembly line dollies, mobile storage racks and many other light to heavy duty applications. The Shock Absorbing Casters or Spring Loaded Casters load ratings vary from 100 to 18,000 pounds and they are proudly Made in the USA.

If you don't see what you want, RWM's engineering team can custom design a caster for any application!

Options







- CWB:** Cam Wheel Brake
DSL: Demountable Swivel Lock - When ordering the Demountable Swivel Lock (DSL), also order the Notched Yoke (NY).
HDSSL: Heavy-Duty Threaded Swivel Lock
NY: Notched Yoke Base
PCWB: Poly Cam Wheel Brake
SL: Swivel Lock
SR: Sealed Swivel Raceway
ZP: Zinc Plated

* Half deflection at specified overall height and caster load rating.

** When placing an order, add the capacity to the end of the model number. Example: 65-DUR-0820-S-VMS-1000

‡ Often called working height. Add 1/2 of total deflection range to obtain height at no load. Example: 75-DUR-0825-S-VMS-500. 11" overall height plus 5/8" equals 11-5/8" height at no load. All dimensions are nominal. Contact RWM representative for exact information.

Specifications

 Wheel Diameter	 Wheel Width	 Wheel Type	Swivel Series	Overall Height @ 1/2 Deflection	 Swivel Lead	 Swivel Radius	Deflection Range	Caster Load Rating Availability (Min-Max)	 Approx Weight	Model Number
VMS SA CASTER										
6"	2"	Phenolic	44	8-1/8"	1-3/4"	4-3/4"	7/8"	200-800	9	44-DUR-0620-S-VMS
6"	2"	Rubber/Iron	44	8-1/8"	1-3/4"	4-3/4"	1"	200-400	11	44-RIR-0620-S-VMS
6"	2"	Urethane	44	8-1/8"	1-3/4"	4-3/4"	1"	200-800	11.1	44-UIR-0620-S-VMS
8"	2"	Phenolic	44	10"	2-1/8"	6-1/8"	15/16"	200-1000	10	44-DUR-0820-S-VMS
8"	2"	Rubber/Iron	44	10"	2-1/8"	6-1/8"	1"	200-500	12	44-RIR-0820-S-VMS
8"	2"	Urethane	44	10"	2-1/8"	6-1/8"	1"	200-1000	12	44-UIR-0820-S-VMS
8"	2"	Phenolic	65	11"	2-1/8"	6-1/8"	1-1/4"	500-1000-1400	12	65-DUR-0820-S-VMS
8"	2"	Rubber/Iron	65	11"	2-1/4"	6-1/2"	1-1/4"	500	13	65-RIR-0820-S-VMS
8"	2"	Urethane	65	11"	2-1/4"	6-1/2"	1-1/4"	500-1000-1500	13	65-UIR-0820-S-VMS
8"	2-1/2"	Phenolic	75	11"	2-1/4"	6-1/2"	1-1/4"	500-1000-1500	13.5	75-DUR-0825-S-VMS
8"	2-1/2"	Rubber/Iron	75	11"	2-1/4"	6-1/2"	1-1/4"	500-670	15	75-RIR-0825-S-VMS
8"	2-1/2"	Urethane	75	11"	2-1/4"	6-1/2"	1-1/4"	500-1000-1500	15	75-UIR-0825-S-VMS
8"	2-1/2"	Phenolic	2-75	11"	2"	7-1/8"	1-1/4"	1000-2000-3000	27	2-75-DUR-0825-S-VMS
8"	2-1/2"	Rubber/Iron	2-75	11"	2-1/4"	7-1/8"	1-1/4"	1000-1340	30	2-75-RIR-0825-S-VMS
8"	2-1/2"	Urethane	2-75	11"	2-1/4"	7-1/8"	1-1/4"	1000-2000-3000	30	2-75-UIR-0825-S-VMS
10"	2-1/2"	Phenolic	75	13"	2-3/4"	8"	1-1/4"	500-1000-1050	15	75-DUR-1025-S-VMS
10"	2-1/2"	Rubber/Iron	75	13"	2-3/4"	8"	1-1/4"	500-790	20	75-RIR-1025-S-VMS
10"	2-1/2"	Urethane	75	13"	2-3/4"	8"	1-1/4"	500-1000-1500	20	75-UIR-1025-S-VMS
10"	2-1/2"	Phenolic	2-75	13"	2-3/4"	8"	1-1/4"	1000-2000-3000	30	2-75-DUR-1025-S-VMS
10"	2-1/2"	Rubber/Iron	2-75	13"	2-3/4"	8"	1-1/4"	1000-1500	40	2-75-RIR-1025-S-VMS
10"	2-1/2"	Urethane	2-75	13"	2-3/4"	8"	1-1/4"	1000-2000-3000	40	2-75-UIR-1025-S-VMS
10"	3"	Phenolic	2-75	13"	2-3/4"	8-5/8"	1-1/4"	1000-2000-3000	38	2-75-DUR-1030-S-VMS
10"	3"	Rubber/Iron	2-75	13"	2-3/4"	8-5/8"	1-1/4"	1000-2000	48	2-75-RIR-1030-S-VMS
10"	3"	Urethane	2-75	13"	2-3/4"	8-5/8"	1-1/4"	1000-2000-3000	48	2-75-UIR-1030-S-VMS
OMS SA CASTER										
12"	4"	Urethane	2-125	21"	5-1/2"	12-3/4"	2-1/2"	4800-9600	290	2-125-UIT-1240-S-OMS
12"	4"	Urethane Thick	2-125	21"	5-1/2"	12-3/4"	2-1/2"	4800-9600	290	2-125-UTT-1240-S-OMS
12"	5"	Urethane	125	21"	5-1/2"	12"	2-1/2"	3250-6000	100	125-UIT-1250-S-OMS
16"	5"	Urethane	125	23"	5-1/2"	14"	2-1/2"	3250-6500	180	125-UIT-1650-S-OMS
16"	5"	Urethane Thick	125	23"	5-1/2"	14"	2-1/2"	3250-6500	180	125-UTT-1650-S-OMS
16"	5"	Urethane	2-125	23"	5-1/2"	15"	2-1/2"	6500-13000	400	2-125-UIT-1650-S-OMS
16"	5"	Urethane Thick	2-125	23"	5-1/2"	15"	2-1/2"	6500-13000	400	2-125-UTT-1650-S-OMS
18"	5"	Urethane	2-125	25"	5-1/2"	16"	2-1/4"	8000-16000	570	2-125-UIT-1850-S-OMS
20"	5"	Urethane Iron	2-125	25-5/8"	5-7/8"	18-5/8"	1-1/2"	10000-18000	925	2-125-UIT-2050-S-OMS
IMS SA CASTER										
4"	2"	Phenolic	65	7-1/4"	2"	4-1/8"	1-1/16"	100-200-250	10	65-DUR-0420-S-IMS
4"	2"	Rubber/Iron	65	7-1/4"	2"	4-1/8"	1-1/16"	100-200-250	10	65-RIR-0420-S-IMS
4"	2"	Urethane	65	7-1/4"	2"	4-1/8"	1-1/16"	100-200-250	10	65-UIR-0420-S-IMS
4"	2-1/2"	Urethane	65	7-1/4"	2"	4-1/4"	1-1/16"	100-200-250	10	65-UIB-0425-S-IMS
8"	2-1/2"	Phenolic	75	11"	4-1/2"	8-3/4"	1-1/2"	500-1000-1500-2000	13.5	75-DUR-0825-S-IMS
8"	2-1/2"	Rubber/Iron	75	11"	4-1/2"	8-3/4"	1-1/2"	670	15	75-RIR-0825-S-IMS
8"	2-1/2"	Urethane	75	11"	4-1/2"	8-3/4"	1-1/2"	1000-1500-2000	20	75-UIR-0825-S-IMS
8"	3"	Phenolic	75	11"	4-1/2"	8-3/4"	1-1/2"	1000-1500-2000	15	75-DUR-0830-S-IMS
8"	3"	Rubber/Iron	75	11"	4-1/2"	8-3/4"	1-1/2"	840	17	75-RIR-0830-S-IMS
8"	3"	Urethane	75	11"	4-1/2"	8-3/4"	1-1/2"	1000-1500-2000	27	75-UIT-0830-S-IMS
8"	3"	Urethane Thick	75	11"	4-1/2"	8-3/4"	1-1/2"	1000-1500-2000	17	75-URT-0830-S-IMS
8"	3"	Phenolic	2-85	11-1/2"	4-1/2"	9-3/8"	1-1/2"	2000-3000	35	2-85-DUR-0830-S-IMS
8"	3"	Rubber/Iron	2-85				1-1/2"	1680	45	2-85-RIR-0830-S-IMS
8"	3"	Urethane	2-85				1-1/2"	2000-3000	45	2-85-UIT-0830-S-IMS
8"	3"	Urethane Thick	2-85				1-1/2"	2000-3000	45	2-85-UTT-0830-S-IMS
10"	2-1/2"	Phenolic	75	13"	4-1/2"	9-3/4"	1-1/2"	1100-1650-2200	15	75-DUR-1025-S-ISM
10"	2-1/2"	Rubber/Iron	75	13"	4-1/2"	9-3/4"	1-1/2"	790	20	75-RIR-1025-S-IMS
10"	2-1/2"	Urethane	75	13"	4-1/2"	9-3/4"	1-1/2"	1100-1650-2200	49	75-UIR-1025-S-IMS
10"	3"	Phenolic	75	13"	4-1/2"	9-3/4"	1"	1100-1650-2200	18	75-DUR-1030-S-IMS
10"	3"	Rubber/Iron	75	13"	4-1/2"	9-3/4"	1"	1000	40	75-RIR-1030-S-IMS
10"	3"	Urethane	75	13"	4-1/2"	9-3/4"	1"	1100-1650-2200	23	75-UIT-1030-S-IMS
10"	3"	Urethane Thick	75	13"	4-1/2"	9-3/4"	1"	1100-1650-2200	23	75-UTT-1030-S-IMS
10"	3"	Phenolic	2-85	13-1/2"	4-1/2"	10-1/4"	1-1/2"	2200-3300-4400	42	2-85-DUR-1030-S-IMS
10"	3"	Rubber/Iron	2-85	13-1/2"	4-1/2"	10-1/4"	1-1/2"	2000	52	2-85-RIR-1030-S-IMS

10"	3"	Urethane	2-85	13-1/2"	4-1/2"	10-1/4"	1-1/2"	2200-3300-4400	52	2-85-UIT-1030-S-IMS
10"	3"	Urethane Thick	2-85	13-1/2"	4-1/2"	10-1/4"	1-1/2"	2200-3300-4400	52	2-85-UTT-1030-S-IMS
10"	5"	Urethane	125	15-1/2"	4-1/2"	10"	1-3/4"	2200-3300	80	125-UIT-1050-S-IMS
12"	3"	Phenolic	75	16"	5-1/2"	11-3/4"	1-3/4"	1100-2200-3300	26	75-DUR-1230-S-IMS
12"	3"	Rubber/Iron	75	16"	5-1/2"	11-3/4"	1-3/4"	1100	31	75-RIR-1230-S-IMS
12"	3"	Urethane	75	16"	5-1/2"	11-3/4"	1-3/4"	1100-2200-3300	47	75-UIT-1230-S-IMS
12"	3"	Urethane Thick	75	16"	5-1/2"	11-3/4"	1-3/4"	1100-2200-3300	53	75-UTT-1230-S-IMS
12"	3"	Phenolic	2-85	16-1/2"	5-1/2"	12-1/4"	1"	2200-4400-6600	60	2-85-DUR-1230-S-IMS
12"	3"	Rubber/Iron	2-85	16-1/2"	5-1/2"	12-1/4"	1"	2200	65	2-85-RIR-1230-S-IMS
12"	3"	Urethane	2-85	16-1/2"	5-1/2"	12-1/4"	1"	2200-4400-6600	102	2-85-UIT-1230-S-IMS
12"	3"	Urethane Thick	2-85	16-1/2"	5-1/2"	12-1/4"	1"	2200-4400-6600	116	2-85-UTT-1230-S-IMS
12"	5"	Urethane	125	16-1/2"	5-1/2"	12"	2"	2200-3300	290	125-UIT-1250-S-IMS

* Half deflection at specified overall height and caster load rating.

** When placing an order, add the capacity to the end of the model number. Example: 65-DUR-0820-S-VMS-1000

‡ Often called working height. Add 1/2 of total deflection range to obtain height at no load. Example:

75-DUR-0825-S-VMS-500. 11" overall height plus 5/8" equals 11-5/8" height at no load. All dimensions are nominal. Contact RWM representative for exact information.