

RWM Casters Freedom 68 Series industrial casters feature an ultra quiet design that eliminates swivel chatter for silent operation. It is designed utilizing a sealed precision raceway with zero slack tolerances for continuous towing applications, demanding impact applications and durability due to the heavy duty construction. The 68 series is totally maintenance free and requires no lubrication. It offers up to 2500 pound capacity. The type II zinc dye chromate finish is standard for extended corrosion resistance. Our 68 Series Casters are proudly Made in the USA. Log onto our website to download free 2D or 3D CAD drawings and models of this caster. Don't see what you want?



68-UAB-0821-S-92A



68-GTB-0820-R

Features

Axle: 1/2" diameter for 2" wide casters, 3/4" wide for 2.5" and 3" casters

Finish: Type II Zinc Dye Chromate finish for extended corrosion resistance

Mounting Plate Size: 4-1/2" x 6-1/2" x 5/16" thick

Bolt Hole Spacing: 2-7/16" x 4-15/16" slotted to 3-3/8" x 5-1/4"

Mounting Bolt Diameter: 1/2"

Swivel Sections: Sealed precision swivel bearing, Leg thickness 1/4".

Options: CWB, DSL, PCWB

Capacity: 2500 lbs.

Custom Sizes Available.

Contact RWM for more options.

Applications

The Freedom Tow Pro 68 Series Casters typical applications include:

- ◆ dollies
- ◆ tow lines
- ◆ platform trucks
- ◆ towline fixtures
- ◆ automotive applications
- ◆ aerospace applications
- ◆ assembly plants

OPTIONAL MOUNTING PLATES

Optional Top Plate Number	Mounting Plate	Bolt Hole Spacing	Bolt Size
90ST* 90RT	6" x 7"	4-5/8" x 5-1/2" slotted to 4-3/8" x 5-5/8"	1/2"
95ST* 95RT	6" x 7-1/2"	4-1/2" x 6" slotted to 4-1/8" x 6-1/8"	1/2"
76ST** 76RT	5-1/4" x 7-1/4"	3-3/8" x 5-1/4", slotted to 4-1/8" x	1/2"

*add 3/16" OAH when using this top plate

**add 1/16" OAH when using this top plate

Options

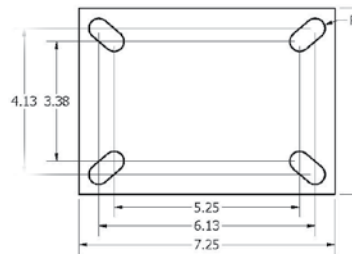
DSL Demountable Swivel Lock

CWB Cam Wheel Brake

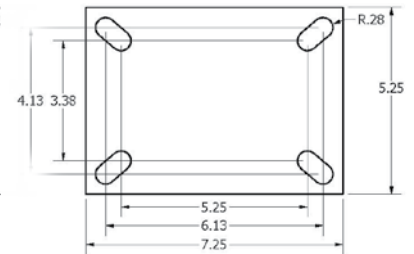
FG Foot Guard

PCWB Poly Cam Brake (available on 3" wide casters only)

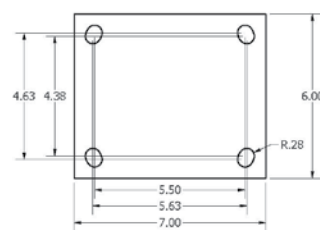
68 Standard Top Plate



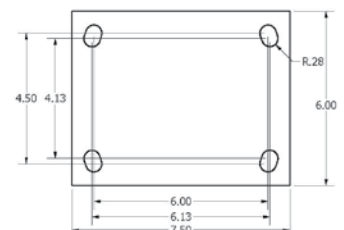
Optional 76ST/76RT Top Plate



Optional 90ST/90RT Top Plate



Optional 95ST/95RT Top Plate



UP TO 2,500 POUND CAPACITY

Wheel Diameter	Wheel Width	Wheel Type	lbs.Capacity	Overall Height	Sealed Precision Ball Bearing	Swivel Lead	Approx Weight
4"	2"	GT	1050	6-3/8"	68-GTB-0420-S	1-1/4"	9
		Nylatron HD	2000		68-NYB-0420-S		10
		Rubber on Aluminum-EHT	700		68-RAB-0420-S-EHT		9.6
		Signature	400		68-SWB-0420-S		9
		Solid Urethane	700		68-MUB-0420-S		9.1
5"	2"	GT	1200	7-5/16"	68-GTB-0520-S	1-7/16"	12.5
		Nylatron HD	2000		68-NYB-0520-S		13
		Rubber on Aluminum-EHT	800		68-RAB-0520-S-EHT		12
		Signature	500		68-SWB-0520-S		11
		Solid Urethane	1000		68-MUB-0520-S		11.4
6"	2"	GT	1500	8-1/4"	68-GTB-0620-S	1-11/16"	14.8
		Nylatron HD	2200		68-NYB-0620-S		15
		Omega	1000		68-UOB-0620-S		17
		Rubber on Aluminum-EHT	820		68-RAB-0620-S-EHT		14.7
		Signature	600		68-SWB-0620-S		14
		Solid Urethane	1200		68-MUB-0620-S		13.8
		Torus	1230		68-UAB-0621-S-92A		15.1
		Urethane on Iron	1230		68-UIB-0620-S-92A		17.1
6"	2 1/2"	GT	2300	8-1/4"	68-GTB-0625-S	1-11/16"	16
6"	3"	Solid Urethane	2000	8-1/4"	68-MUB-0630-S	1-11/16"	17
		Nylatron HD	2500		68-NYB-0630-S		16
8"	2"	GT	1800	10-1/8"	68-GTB-0820-S	2-3/16"	17
		Infinity	2000		68-UIB-0820-S-INF		22
		Nylatron HD	2500		68-NYB-0820-S		18
		Omega	1200		68-UOB-0820-S		20
		Performance TPR	600		68-RPB-0820-S		17
		Rubber on Aluminum-EHT	750		68-RAB-0820-S-EHT		17
		Signature	700		68-SWB-0820-S		7.1
		Solid Urethane	1500		68-MUB-0820-S		16
		Torus	1500		68-UAB-0821-S-92A		15
		Urethane on Iron	1500		68-UIB-0820-S-92A		21
Whisper Wheel	1500	68-UWB-0820-S	20				
8"	2 1/2"	GT	2400	10-1/8"	68-GTB-0825-S	2-3/16"	17.5
8"	3"	Infinity	2500	10-1/8"	68-UIB-0830-S-INF	2-3/16"	24
		Omega	1600		68-UOB-0830-S		25
		Solid Urethane	2500		68-MUB-0830-S		21
		Whisper Wheel	2500		68-UWB-0830-S		34
10"	3"	GT	2500	12-3/16"	68-GTB-1030-S	2-1/2"	25
		Infinity	2500		68-UIB-1030-S-INF		38
		Omega	2000		68-UOB-1030-S		35.2
		Rubber on Aluminum-EHT	2000		68-RAB-1030-S-EHT		23
		Solid Urethane	2500		68-MUB-1030-S		24
		Whisper Wheels	2500		68-UWB-1030-S		37
12"	3"	Rubber on Aluminum-EHT	2280	14-3/16"	68-RAB-1230-S-EHT	3-1/4"	28.5
		Whisper Wheel	2500		68-UWB-1230-S		45

UP TO 2,500 POUND CAPACITY



To order a rigid caster, change the "S" to "R" in the model number. For example: "68-RAB-0820-R". To order a rig only, omit the blue letters. For example: "68-0820-S". Dimensions shown are nominal. If precise dimensions are required, consult your RWM representative. For approximate weight of our rigid caster, deduct 1.5 pounds.

Custom Sizes Available. Contact RWM for more options.