



1225 Isley Road, Gastonia, NC 28052
Phone: [800-634-7704](tel:800-634-7704) Fax: 800-253-6634
www.rwmcasters.com

40 Series Casters

Medium Duty Casters

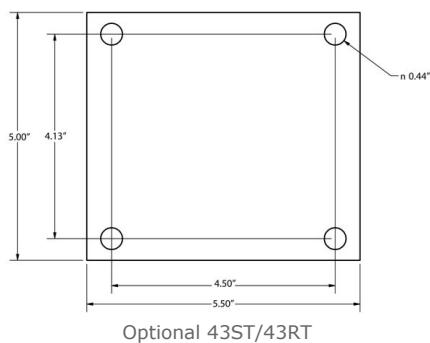
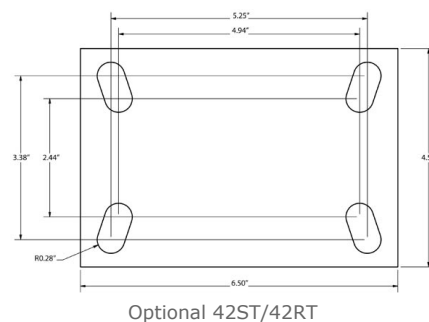
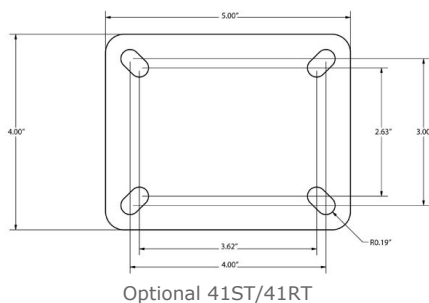
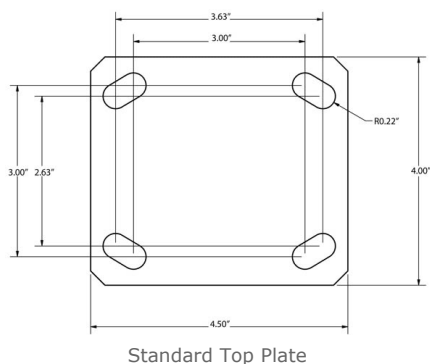


Our 40 Series Casters have been used in a wide variety of industrial caster applications for many years and are the backbone of the Material Handling Industry. The load ratings fit a wide variety of manufacturing and warehousing uses. This medium duty caster series is designed for use on scrap bins, parts boxes, dollies and racks.



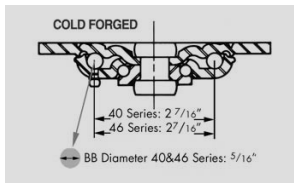
40-GTB-0415-S

Top Plates

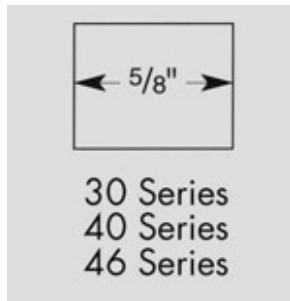


Swivel Sections and Cross Sections

Swivel Cross Section



Rivet Cross Section



Features

Swivel Section: Cold formed top plate, yoke and button are all heat treated to prevent brinelling, improve swivel action and increase service life. Load and thrust bearings are hardened and ground and rotate on hardened raceways. Top plate and legs are 1/4" steel. Legs are formed for increased strength and continuously welded to yoke. All swivel sections are equipped with a lubrication fitting for field maintenance. RWM lubricates all swivel sections prior to shipment. Notched yokes are standard.

Kingpin: 5/8" diameter rivet hydraulically compressed to increase strength of swivel section as compared to staking.

Capacity: 1200 lbs.

Axle: 1/2" diameter drilled axle with lubrication fitting provided on all casters to improve ease of lubrication

Finish: Zinc plated to protect against corrosion

Wheels: A wide variety of 3" through 6" diameters available with either roller bearing, ball bearing, celcon, oilite or plain bearings.

Mounting Plate Size: 4" x 4-1/2" x 1/4"

Bolt Hole Spacing: 2-5/8" x 3-5/8", slotted to 3" x 3"

Mounting Bolt Diameter: 3/8"

Applications

Nearly every warehouse, freight terminal, manufacturing plant and industrial business use these types of casters in their operations.

- bakeries
- parts boxes
- scrap bins
- racks
- maintenance carts

The 40 Series Caster is of the same construction as our standard 46 Series Casters except for 1-1/2" wide wheels.

Options

HT: High Temperature Lubrication

IW: Inside Weld

KB: Nut and Bolt Kingpin

LT: Low Temperature Lubrication

NY: Notched Yoke

SL: Swivel Lock

SR: Sealed Swivel Raceway

TG: Thread Guards

WB: Side Wheel Brake on 4" size and larger (Only available with roller bearings.)

DSL: Demountable Swivel Lock

Optional Mounting Plates

Optional Top Plate Number	Mounting Plate	Bolt Hole Spacing	Bolt Size
41ST	4" x 5"	2-5/8" x 3-5/8" slotted to 3" x 4"	3/8"
41RT	4" x 5"	2-5/8" x 3-5/8" slotted to 3" x 4"	3/8"
42ST	4-1/2" x 6-1/2"	2-7/16" x 4-15/16" slotted to 3-3/8" x 5-1/4"	1/2"

42RT	4-1/2" x 6-1/2" 2-7/16" x 4-15/16" slotted to 3-3/8" x 5-1/4"	1/2"	
43ST	5" x 5-1/2"	4-1/8" x 4-1/2"	3/8"
43RT	5" x 5-1/2"	4-1/8" x 4-1/2"	3/8"

Optional Overall Heights

Wheel Diameter	Overall Height
3"	4-1/4"
4"	5-1/4"
5"	6-1/2"
5"	6-3/8"
6"	7-1/2"
6"	7-3/8"
6"	7-3/4"

Specifications

Wheel Diameter	Wheel Width	Wheel Type	lbs. Capacity	Overall Height	Caged, Straight Roller Bearing	Flanged, Sealed Precision, 1pc. Ball Bearing	Plain, Oilite, Calcon Bearing	Swivel Lead	Approx Weight
3"	1-3/4"	Durastan	400	4-1/2"	40-DUR-0317-S		40-DUC-0317-S	1-3/16"	4.0
3-1/4"	1-1/2"	Cast Iron	400	4-5/8"	40-CIR-3215-S		40-CIP-3215-S	1-3/16"	5.4
3-1/4"	1-1/2"	Durastan	600	4-5/8"	40-DUR-3215-S		40-DUC-3215-S	1-3/16"	5.6
3-5/8"	1-1/2"	Urethane on Aluminum	420	4-13/16"	40-UAR-3515-S		40-UAC-3515-S	1-3/16"	4.3
4"	1-1/2"	Cast Iron	500	5-5/8"	40-CIR-0415-S	40-CIB-0415-S	40-CIP-0415-S	1-3/8"	5.8
4"	1-1/2"	Durastan	600	5-5/8"	40-DUR-0415-S	40-DUB-0415-S	40-DUC-0415-S	1-3/8"	4.4
4"	1-1/2"	Forged Steel	1200	5-5/8"			40-FSC-0415-S	1-3/8"	6.5
4"	1-1/2"	GT	900	5-5/8"		40-GTB-0415-S		1-3/8"	4.4
4"	1-1/2"	Nylatron	1200	5-5/8"		40-NYB-0415-S		1-7/8"	5.6
4"	1-1/2"	Performance TPR	325	5-5/8"	40-RPR-0415-S	40-RPB-0415-S	40-RPC-0415-S	1-3/8"	4.8
4"	1-1/2"	Polyolefin	375	5-5/8"	40-POR-0415-S	40-POB-0415-S	40-POP-0415-S	1-3/8"	4.1
4"	1-1/2"	Rubber on Iron	250	5-5/8"	40-RIR-0415-S		40-RIC-0415-S	1-3/8"	6.0
4"	1-1/2"	Urethane on Aluminum	600	5-5/8"	40-UAR-0415-S		40-UAC-0415-S	1-3/8"	4.4
4"	1-1/2"	Urethane on Iron	600	5-5/8"	40-UIR-0415-S	40-UIB-0415-S	40-UIC-0415-S	1-3/8"	6.0
4"	1-1/2"	Urethane Polypropylene	500	5-5/8"	40-UPR-0415-S	40-UPB-0415-S	40-UPC-0415-S	1-3/8"	4.8
4"	1-1/2"	Urethane Solid	300	5-5/8"	40-USR-0415-S		40-USC-0415-S	1-3/8"	4.1
4"	1-1/2"	V-Groove Iron	700	5-5/8"	40-VIR-0415-S		40-VIP-0415-S	1-3/8"	6.8
5"	1-1/2"	Cast Iron	600	6-1/8"	40-CIR-0515-S	40-CIB-0515-S	40-CIC-0515-S	1-3/8"	6.7
5"	1-1/2"	Durastan	650	6-1/8"	40-DUR-0515-S	40-DUB-0515-S	40-DUC-0515-S	1-3/8"	4.9
5"	1-1/2"	GT	1000	6-1/8"		40-GTB-0515-S		1-3/8"	4.9
5"	1-1/2"	Nylatron	1200	6-1/8"		40-NYB-0515-S		1-7/8"	6.1
5"	1-1/2"	Performance TPR	350	6-1/8"	40-RPR-0515-S	40-RPB-0515-S	40-RPC-0515-S	1-3/8"	5.3
5"	1-1/2"	Polyolefin	440	6-1/8"	40-POR-0515-S	40-POB-0515-S	40-POP-0515-S	1-3/8"	4.4
5"	1-1/2"	Rubber on Iron	300	6-1/8"	40-RIR-0515-S		40-RIC-0515-S	1-3/8"	5.4
5"	1-1/2"	Urethane on Aluminum	720	6-1/8"	40-UAR-0515-S		40-UAC-0515-S	1-3/8"	5.0
5"	1-1/2"	Urethane on Iron	720	6-1/8"	40-UIR-0515-S	40-UIB-0515-S	40-UIC-0515-S	1-3/8"	5.0
5"	1-1/2"	Urethane Polypropylene	700	6-1/8"	40-UPR-0515-S	40-UPB-0515-S	40-UPC-0515-S	1-3/8"	5.3
5"	1-1/2"	Urethane Solid	330	6-1/8"	40-USR-0515-S	40-USB-0515-S	40-USC-0515-S	1-3/8"	6.0
6"	1-1/2"	Cast Iron	600	7-1/4"	40-CIR-0615-S		40-CIP-0615-S	1-5/8"	7.8
6"	1-1/2"	Durastan	800	7-1/4"	40-DUR-0615-S	40-DUB-0615-S	40-DUC-0615-S	1-5/8"	5.4
6"	1-1/2"	GT	1200	7-1/4"		40-GTB-0615-S		1-5/8"	5.4
6"	1-1/2"	Nylatron	1200	7-1/4"		40-NYB-0615-S		1-7/8"	7
6"	1-1/2"	Performance TPR	475	7-1/4"	40-RPR-0615-S	40-RPB-0615-S	40-RPC-0615-S	1-5/8"	5.7
6"	1-1/2"	Rubber on Iron	370	7-1/4"	40-RIR-0615-S		40-RIC-0615-S	1-5/8"	6.8
6"	1-1/2"	Urethane on Iron	840	7-1/4"	40-UIR-0615-S	40-UIB-0615-S	40-UIC-0615-S	1-5/8"	7.9
6"	1-1/2"	Urethane Polypropylene	800	7-1/4"	40-UPR-0615-S	40-UPB-0615-S	40-UPC-0615-S	1-5/8"	5.7

To order a rigid caster, change the "S" to "R" in the model number. For example: "40-DUR-0317-R". To order a rig only, omit the blue letters. For example: "40-0317-S". Dimensions shown are nominal. If precise dimensions are required, consult your RWM representative. For approximate weight of our rigid casters, deduct 0.5 pounds per item.