

Digital RPTS E855 7 Day, 4-pin Time Switch with 48 ON/OFF Operations with 20 Day Battery Reserve

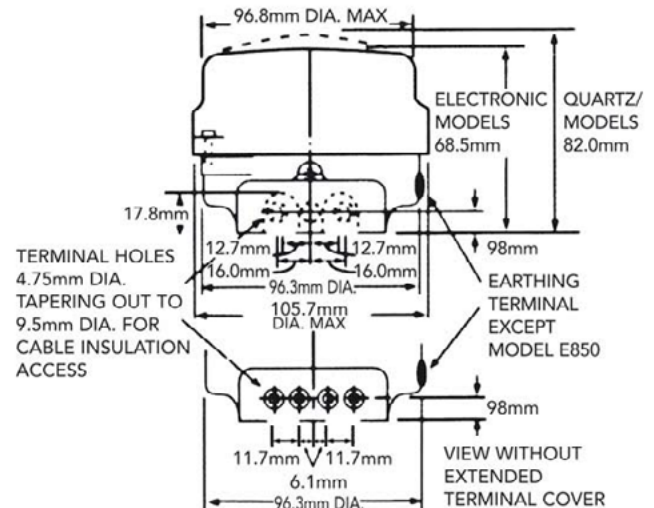
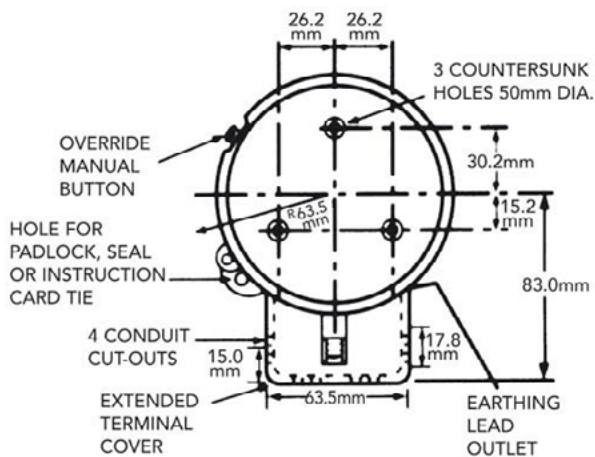


Benefits

Flexible, 7 day, fully programmable electronic control with battery reserve, 4-pin base.

Allows up to 48 ON and 48 OFF operations per day (96 operations per day) and automatically allows for the changes between British Summer Time (BST) and Greenwich Mean Time (GMT). General purpose timeswitch for heating, ventilation equipment control applications etc.

Dimensions

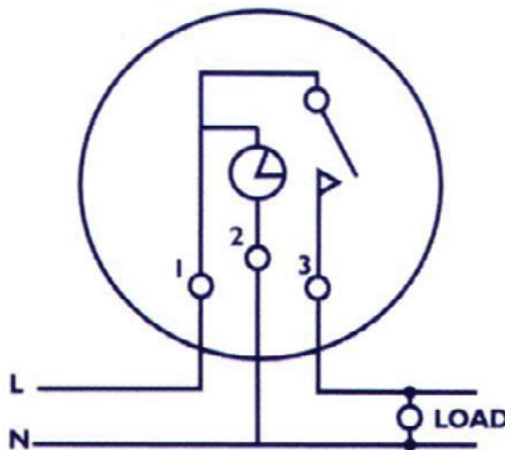


Technical Data

<i>Programming per Display</i>	<i>7 day programme with up to 48 ON and 48 OFF (96 operations day). Each day can be programmed independently. Digital display showing real time, day, date, month and year where applicable. Simulated analogue display showing real time and programme for current 24 hours</i>
<i>Mounting</i>	<i>Surface Mounting</i>
<i>Current Rating</i>	<i>20A resistive for SPST</i>
<i>Supply</i>	<i>230V, 50 / 60 Hz a.c.</i>
<i>Base Type</i>	<i>4-pin</i>
<i>Reserve</i>	<i>Rechargeable battery will retain memory for typically 20 days</i>
<i>Temp Override Facility (Manual Button)</i>	<i>Two hour boost - when programme "OFF", Advance to "OFF" when programme "ON" and will remain "OFF" until next "ON" operation.</i>
<i>Cable Size</i>	<i>6.0mm²</i>
<i>Timing Accuracy</i>	<i>Better than five minutes per annum</i>
<i>Holiday Mode</i>	<i>Suspends programs for 14 days, or indefinitely</i>
<i>BST/GMT Changeover</i>	<i>Automatic</i>
<i>Ambient Temperature Range</i>	<i>Designed to operate over a temperature range of 0°C to 35°C continuous</i>
<i>Live Parts Protection</i>	<i>This timer is totally protected by its enclosure</i>
<i>Dirt Protection</i>	<i>Normal domestic dust deposits only</i>
<i>Moisture Protection</i>	<i>Ordinary: has no special protection against moisture</i>
<i>Shock Protection</i>	<i>Class 11 (both functional and supplementary insulation)</i>
<i>Period Between ON/OFF Operations</i>	<i>15 mins</i>
<i>Conforms To</i>	<i>BS EN60730</i>
<i>Dimensions</i>	<i>Height (wall mounted) 136mm, width 105.7mm, projection 82mm, (Total height 146.5mm)</i>

Electrical Connections

Internal Wiring Diagram



Contact Us: 01475 745131

CUSTOMER CARE POLICY

As part of Sangamo's continuous improvement program, the Company operates a Customer Care Policy. This means that we welcome your comments and complaints, as it can only help us to improve our services to you, our customer.

SANGAMO

Sangamo Limited, Industrial Estate, Port Glasgow,
Renfrewshire PA14 5XG

Tel: 01475 745131 Fax: 01475 744567

Email : enquiries@sangamo.co.uk Web: www.sangamo.co.uk