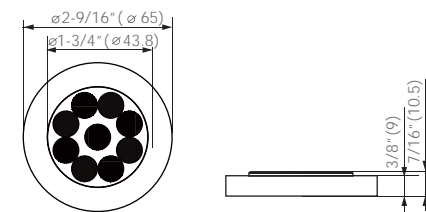


LED Surface Mount Lighting



PUCK

Dimensions: (inches/mm)



Characteristics:

- Super thin
- High brightness puck
- Lifetime: 50,000 hrs (ta=77°F, 25°C)
- ta: -4°F ~ 95°F (-20°C ~ 35°C)
- CCT: 3000K 4000K 5000K
- Material: aluminum alloy

Housing colour:

Application:

Designed for quick and easy installation.
Suitable for use in cabinet, furniture, shelf displays, etc.

Model	IN	W	Beam	Qty
PUCK-R9-12V	12VDC	3W	40°	9 pcs

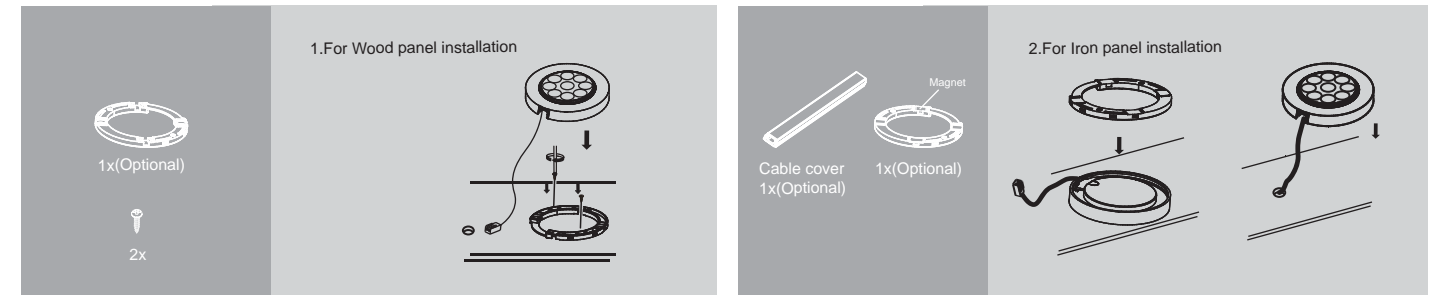
LED Surface Mount Lighting

Vertical & Horizontal Beamwidth

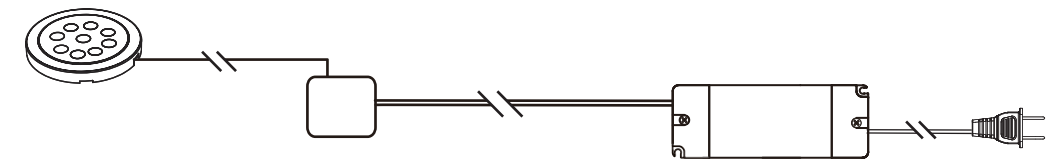
Center Beam FC

Beamwidth	Beam Diameter	2700K	3000K	4000K	5000K	6500K
12°	8-3/4"	264	264	314	314	314
18°	13-1/8"	118	118	140	140	140
24°	17-1/2"	65	65	77	77	77
30°	21-13/16"	42	42	50	50	50
H	D	182 lm	182 lm	217 lm	217 lm	217 lm

Installation:

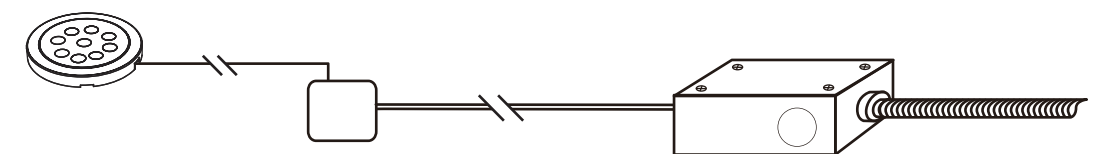


Wiring diagram:



Model	UL LISTED LED Power Supply	Max. Runs
PUCK-R9-12V	 SLT30-12VF-A Input: 100-120VAC Output: 12VDC Max.:30W	10 pcs

Wiring diagram:



Model	Splitter	LED Power Supply	Max. Runs
PUCK-R9-12V	 JB-12A L=5-15/16" (150mm)	 SLT30-12VF Input: 100-240VAC Output: 12VDC Max.:30W	10 pcs