

# Use of Process Analytics in cryogenic Air Separation Plants

## Air separation

The composition of dry air is approximately (by volume) 78% nitrogen, 21% oxygen, and 1% argon plus small amounts of noble gases, carbon dioxide, traces of hydrocarbons and other impurities. Oxygen, nitrogen and argon are required as industrial gases in large quantities and with a high degree of purity. Therefore, processes have been and are further developed to produce these gases through the separation of air. While there are variations in process details, all air separation plants employ one of two types of process technology:

- Air separation at very low temperatures to liquefy the air and to produce the desired products by subsequent distillation (cryogenic process) based on differences in boiling points or
- Air separation at higher pressure using adsorption effects based on differences in specific properties of the gases (pressure swing adsorption, PSA).

The name of Linde is very closely connected to the development of the cryogenic air separation method and the „Linde-Fränk l Low Pressure Process“ operating at 6 bar is considered to be still one of the most efficient processes to produce oxygen and nitrogen.

All cryogenic air separation processes from air as raw material to oxygen, nitrogen or noble gases as products consist of a similar series of steps independently whether large stand-alone plants or small and compact plants located directly at the consumers place are concerned. Variations reflect the desired product mix and individual priorities of the user. In all cases, process analyzer are required to control and optimize the process.

For further treatment of primary and intermediate materials, large amounts of oxygen and nitrogen are required by many industries, e. g. chemical and petrochemical, metal, semiconductor and food industry, in machine construction and many others. Oxygen and nitrogen are, together with Argon, the main constituents of ambient air. They are obtained from there by means of the air separation technology in highly automated air separation plants.

Siemens Sensors and Communication is a leading supplier of Process Analytical Instrumentation and offers very capable gas analyzers which meet perfectly the demanding requirements of air separation plants. Furthermore Siemens offers complete analytical solutions from planning and engineering up to installation and maintenance.

This Case Study explains the cryogenic air separation process and the related analysis tasks.

# SIEMENS

# Cryogenic air separation

## The process

Cryogenic air separation processes use differences in boiling points of the components to separate air into the desired products oxygen, nitrogen and argon. These three gases represent about 99 % of dry ambient air (see text box). Numerous process configurations are existing caused by the demand of particular gas products and product mixes at various levels of purity. All cryogenic separation processes comprise similar stages (see fig. 1 and 3).

### Filtering, compressing and purifying of ambient air

Ambient air is sucked in through a filter and compressed to approximately 6 bar. Then by passing the air stream through a cooler and a mole sieve, contaminants including water vapor, carbon dioxide (which would freeze in the process) and hydrocarbons are removed from the process stream.

The compressed and purified air is then cooled in stages to very low temperature ( $-180^{\circ}\text{C}$ ) through heat exchange and refrigeration processes in the main heat exchanger which is located in an insulated container called cold box. Heat exchange occurs in counter current against other streams such as product and waste nitrogen leaving the distillation columns. Products are warmed almost to ambient temperature while the process air is cooled close to liquefaction temperature. Final cooling is achieved by expanding the feed in an expansion engine.

## Rectification (Separation)

Separation of air into its components is performed in a two-column rectification system comprising a high-pressure and a low-pressure column (fig. 3).

A liquid oxygen-rich crude feed is produced as bottom product of the high-pressure column:

In a counter-current system a gas stream rises upwards the column while a liquid mixture flows down. High boiling liquid oxygen is formed from the rising gas stream by condensation while, from the liquid, lower boiling nitrogen is evaporated.

Thus, gaseous nitrogen is formed at the top of the column while liquid oxygen is produced at the bottom. By evaporating oxygen from the bottom and feeding fresh nitrogen at the top the process is continued until the desired product purity is achieved. This continuous distillation process is called rectification. Pure nitrogen is finally taken off the overhead of the column.

The oxygen-rich crude feed from the bottom of the high-pressure column becomes feed to the low-pressure column for final separation into pure oxygen (at the bottom) and an oxygen containing nitrogen fraction that is withdrawn from the top of the column. The oxygen is withdrawn from the bottom as product.

Achievable purities depend on the amount of ambient air fed to the process and the number of separation trays of the columns.

Argon is enriched in the middle part of the low pressure column. It can be withdrawn from there and processed to pure argon in additional concentrating steps.



Fig. 2: Typical air separation plant

For production of other rare gases the columns are equipped with additional and specific components.

### Rectification

Rectification is a thermal separation process and was further developed from distillation. During rectification, liquids containing two or more components are separated into their constituents by multiple evaporation and condensation. This continuously repeated process runs in a vertical column where the rising gas stream interact in counter-current with the condensate liquid that flows down the column (Continuous heat and mass transfer).

Rectification advantages include continuous operation and much higher separation efficiency compared to normal distillation.

Intense contact is required between the gaseous and liquid phases. This is realized by columns internals such as trays, plates or packings.

### Composition of dry air [Vol.%]

• Nitrogen	78.09
• Oxygen	20.95
• Argon	0.93
• CO <sub>2</sub>	0.034
• Neon	0.0016
• Helium	0.0005
• Krypton	0.0001

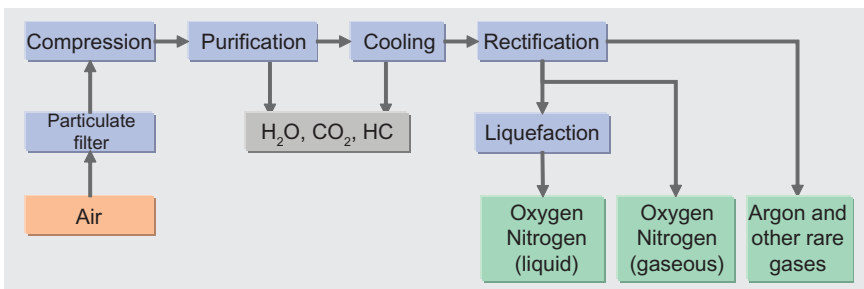


Fig. 1: Air separation, generic flow diagram, simplified

# Analysis Tasks (1)

## Analysis demands

Reducing production costs (energy consumption) and ensuring product quality are dominating goals in air separation plant operation. Process gas analyzers are used throughout the process to provide the required data.

Binding specifications exist for the composition of the desired end products with grades of purity up to 99,999 %.

Process gas analysis is used to verify the final products to comply with the given specifications.

Energy costs dominate the total production costs and can be kept under control only through exact monitoring whether the process runs as close as possible to its optimal operation conditions. This requires continuous and reliable process gas analysis of the process streams.

Fig. 3 shows the diagram of a cryogenic air separation plant including typical measuring point locations.

Table 1 presents the corresponding measuring tasks and suitable analyzers.

The specific design of real plants may deviate from that depending on differing process details and product specifications.

## Single analyzer or complete solution

To equip air separation plants with analysis instrumentation Siemens Process Analytics supplies end users or plant manufacturers either with suitable analyzers or with complete analysis solutions ranging from planning and engineering to installation, commissioning and maintenance of analysis systems

### Oxygen analysis

Oxygen is the most important measuring component in air separation plants. Siemens Process Analytics holds a very strong market position in oxygen gas analysis with two analyzer models:

- The OXYMAT 61 is well proven for its high-precision measurement of oxygen in gases up to highest measuring ranges (98 to 100 %) whilst
- the new OXYMAT 64 is especially designed for trace analysis down to the range of 0 to 10 ppm.

Sampling location	Sampling stream	Measuring component	Measuring range	Suitable Siemens analyzers
1	Feed to high pressure column	CO <sub>2</sub> THC H <sub>2</sub> O	0 ... 10 ppm 0 ... 10 ppm	ULTRAMAT 6 FIDAMAT 6 TPA
2	Circle gas nitrogen	O <sub>2</sub>	0 ... 21 %	OXYMAT 61
3	Low pressure column, liquid phase	O <sub>2</sub> CO <sub>2</sub> THC	98 ... 100 % 0 ... 10 ppm 0 ... 300 ppm	OXYMAT 6 ULTRAMAT 6 FIDAMAT 6
4	Feed to low pressure column	O <sub>2</sub>	0 ... 50 %	OXYMAT 6
5	Liquid nitrogen	O <sub>2</sub> CO <sub>2</sub> H <sub>2</sub> O	0 ... 10 ppm 0 ... 10 ppm	OXYMAT 64 ULTRAMAT 6 TPA
6	Liquid oxygen	O <sub>2</sub> CH <sub>4</sub> , C <sub>2</sub> H <sub>4</sub> , C <sub>2</sub> H <sub>6</sub> , C <sub>3</sub> H <sub>8</sub>	98 ... 100 % low ppm ranges	OXYMAT 61 MAXUM
7	Gaseous oxygen	O <sub>2</sub> THC CO <sub>2</sub> H <sub>2</sub> O	98 ... 100 % Traces Traces	OXYMAT 61 FIDAMAT 6 ULTRAMAT 61 TPA
8	Gaseous nitrogen	O <sub>2</sub> THC H <sub>2</sub> O	0 ... 10 ppm 0 ... 10 ppm 0 ... 10 ppm	OXYMAT 64 FIDAMAT 6 TPA
9	High purity Argon and Krypton	H <sub>2</sub> , O <sub>2</sub> , N <sub>2</sub> , CH <sub>4</sub> , CO	Ultra traces (ppb)	MAXUM with sensitive detector (PDHID)
10	Process air feed before main condenser	CH <sub>4</sub> , C <sub>2</sub> H <sub>4</sub> , C <sub>2</sub> H <sub>6</sub> , C <sub>3</sub> H <sub>8</sub>	low ppm ranges	MAXUM
11	Process air before molecular sieve	CO <sub>2</sub>	0 ... 10 ppm	FIDAMAT 6

Table 1: Cryogenic air separation measuring tasks, related to fig. 3 (TPA: Third Party Analyzer)

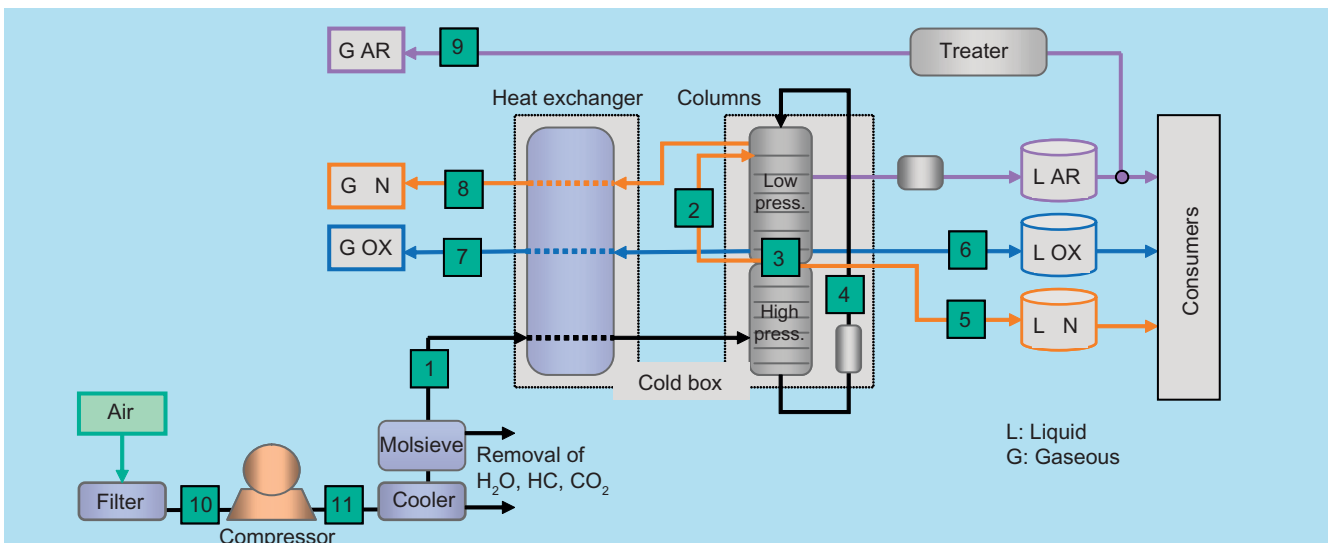


Fig 3: Cryogenic air separation, sampling point locations

# Analysis Tasks (2)

## Measurement of hydrocarbons

Ambient air used as raw material typically contains small amounts of hydrocarbons. This HC content is important in two respects and must be, therefore, carefully monitored:

- Hydrocarbons in the *raw gas* tend to condensate and enrich during the cooling process and may form explosive mixtures. Therefore, HC compounds are removed from the process gas prior to the heat exchanger and their concentration is monitored. The FIDAMAT 6 THC analyzer is very much suited for this task. To analyse in particular the concentration of acetylene (which can lead to explosive mixtures very fast) the Process Gaschromatography MAXUM II is the best choice. It provides detection limits below the ppm range.
- Traces of hydrocarbons may be still present in the final *product streams*. They must be analysed with high accuracy and reliability in order to ensure compliance with the product specification set by the consumer. Either the FIDAMAT 6 is used for this analysis task to determine total hydrocarbons (THC) or MAXUM II is used to determine traces of individual hydrocarbons, such as methane, ethane, ethene or propene.

## Measurement of oxygen

In air separation plants oxygen must be measured in two concentration ranges:

- High percent oxygen measuring ranges are required for measurements to control and optimize the process and to ensure the quality of the gaseous oxygen product. The OXYMAT 61 is very much suitable for that because it uses a reference gas with selectable oxygen concentration. A reference gas concentration of e.g. 99 % allows to configure a very small measuring range (99-100 %) resulting in extremely high accuracy and stability of the measured data.
- Low ppm oxygen measuring ranges (0 ... 10 ppm) are required for controlling the product quality (purity) of both the nitrogen and argon product streams where oxygen is an unwanted impurity. The OXYMAT 64 trace oxygen analyzer is especially suited for this task.

## Measurement of carbon dioxide

CO<sub>2</sub> is a generally unwanted impurity in ambient air feed and therefore removed by refrigeration already prior to the beginning of the process. Measurements are required to monitor the efficiency of the CO<sub>2</sub> removal.

Further on the final product streams must be monitored for traces of CO<sub>2</sub> to assure product quality and compliance with the specification.

The ULTRAMAT 6 NDIR gas analyzer is very much suitable for this application.



Fig. 4: OXYMAT 64 Trace Oxygen Analyzer

### OXYMAT 64 - the Trace Oxygen Analyzer

The new developed OXYMAT 64 analyzer belongs to the well known and proved Series 6 of Siemens continuous extractive gas analyzers. Its preferred application area is the determination of very low levels of oxygen in pure gases.

The OXYMAT 64 uses ZrO<sub>2</sub> technology with a tubular sensor that is heated continuously to 650 °C. While the sample gas flows through the sensor, the outer side of the sensor is exposed to ambient air which acts as reference electrode. The different oxygen concentration across both sides of the sensor results in different partial pressures causing ions to move and to create a potential difference between both electrodes. This potential difference is a measure for the oxygen concentration in the sample gas..

#### Key features:

- Smallest measuring range: 0 ... 10 vpm O<sub>2</sub>
- Detection limit: 1 % of measuring span  
< 0,1 ppm within meas. span 0 ... 10 ppm
- Measured value drift: < 2 % of measuring span / month
- Linearity deviation: < 2 % of measuring span
- Choice of a catalytic inactive or a catalytic active sensor (with different reactivity to combustibles present in the sample gas)
- Menu guided operation according to NAMUR recommendation
- Open interface architecture: RS 485, RS 232, PROFIBUS DP/PA (Option)

# Siemens Process Analytics at a glance

## Products

### Siemens Process Analytics

Siemens Process Analytics is a leading provider of process analyzers and process analysis systems. We offer our global customers the best solutions for their applications based on innovative analysis technologies, customized system engineering, sound knowledge of customer applications and professional support. And with Totally Integrated Automation (TIA), Siemens Process Analytics is your qualified partner for efficient solutions that integrate process analysers into automations systems in the process industry.

From demanding analysis tasks in the chemical, oil & gas and petrochemical industry to combustion control in power plants to emission monitoring at waste incineration plants, the highly accurate and reliable Siemens gas chromatographs and continuous analysers will always do the job.

Siemens process Analytics offers a wide and innovative portfolio designed to meet all user requirements for comprehensive products and solutions.

### Our Products

The product line of Siemens Process Analytics comprises extractive and in-situ continuous gas analyzers (fig. 5 to 8), process gas chromatographs (fig. 9 to 12), sampling systems and auxiliary equipment. Analyzers and chromatographs are available in different versions for rack or field mounting, explosion protection, corrosion resistant etc.

A flexible networking concept allows interfacing to DCS and maintenance stations via 4 to 20 mA, PROFIBUS, Modbus, OPC or industrial ethernet.



Fig. 5: Series 6 gas analyzer (rack design)

Extractive Continuous Gas Analyzers (CGA)	
ULTRAMAT 23	The ULTRAMAT 23 is a cost-effective multicomponent analyser for the measurement of up to 3 infrared sensitive gases (NDIR principle) plus oxygen (electrochemical cell). The ULTRAMAT 23 is suitable for a wide range of standard applications. Calibration using ambient air eliminates the need of expensive calibration gases.
CALOMAT 6/62	The CALOMAT 6 uses the thermal conductivity detection (TCD) method to measure the concentration of certain process gases, preferably hydrogen. The CALOMAT 62 applies the TCD method as well and is specially designed for use in application with corrosive gases such as chlorine.
OXYMAT 6/61/64	The OXYMAT 6 uses the paramagnetic measuring method and can be used in applications for process control, emission monitoring and quality assurance. Due to its ultrafast response, the OXYMAT 6 is perfect for monitoring safety-relevant plants. The corrosion-proof design allows analysis in the presence of highly corrosive gases. The OXYMAT 61 is a low-cost oxygen analyser for standard applications. The OXYMAT 64 is a gas analyzer based on ZrO <sub>2</sub> technology to measure smallest oxygen concentrations in pure gas applications.
ULTRAMAT 6	The ULTRAMAT 6 uses the NDIR measuring principle and can be used in all applications from emission monitoring to process control even in the presence of highly corrosive gases. ULTRAMAT 6 is able to measure up to 4 infrared sensitive components in a single unit.
ULTRAMAT 6 / OXYMAT 6	Both analyzer benches can be combined in one housing to form a multicomponent device for measuring up to two IR components and oxygen.
FIDAMAT 6	The FIDAMAT 6 measures the total hydrocarbon content in air or even in high-boiling gas mixtures. It covers nearly all requirements, from trace hydrocarbon detection in pure gases to measurement of high hydrocarbon concentrations, even in the presence of corrosive gases.
In-situ Continuous Gas Analyzer (CGA)	
LDS 6	LDS 6 is a high-performance in-situ process gas analyser. The measurement (through the sensor) occurs directly in the process stream, no extractive sample line is required. The central unit is separated from the sensor by using fiber optics. Measurements are carried out in real-time. This enables a pro-active control of dynamic processes and allows fast, cost-saving corrections.

Fig. 6: Product scope „Siemens Continuous Gas Analyzers“



Fig. 7: Series 6 gas analyzer (field design)



Fig. 8: LDS 6 in-situ laser gas analyzer

# Siemens Process Analytics at a glance

## Products (continued) and Solutions



Fig. 9: MAXUM edition II Process GC



Fig. 10: MicroSAM Process GC




Fig. 11: SITRANS CV Natural Gas Analyzer

### Process Gas Chromatographs (Process GC)

MAXUM edition II	<p>MAXUM edition II is very well suited to be used in rough industrial environments and performs a wide range of duties in the chemical and petrochemical industries and refineries.</p> <p>MAXUM II features e. g. a flexible, energy saving single or dual oven concept, valveless sampling and column switching, and parallel chromatography using multiple single trains as well as a wide range of detectors such as TCD, FID, FPD, PDHID, PDECD and PDPID.</p>
MicroSAM	<p>MicroSAM is a very compact explosion-proof micro process chromatograph. Using silicon-based micromechanical components it combines miniaturization with increased performance at the same time.</p> <p>MicroSAM is easy to use and its rugged and small design allows mounting right at the sampling point. MicroSAM features drastically reduced cycle times, provides valveless sample injection and column switching and saves installation, maintenance, and service costs.</p>
SITRANS CV	<p>SITRANS CV is a micro process gas chromatograph especially designed for reliable, exact and fast analysis of natural gas. The rugged and compact design makes SITRANS CV suitable for extreme areas of use, e.g. offshore exploration or direct mounting on a pipeline.</p> <p>The special software "CV Control" meets the requirements of the natural gas market, e.g. custody transfer.</p>

Fig. 12: Product scope „Siemens Process Gas Chromatographs“

## Our solutions

Analytical solutions are always driven by the customer's requirements. We offer an integrated design covering all steps from sampling point and sample preparation up to complete analyser cabinets or for installation in analyser shelters (fig. 13). This includes also signal processing and communications to the control room and process control system.

We rely on many years of world-wide experience in process automation and engineering and a collection of specialized knowledge in key industries and industrial sectors. We provide Siemens quality from a single source with a function warranty for the entire system.

Read more in "Our Services".



Fig. 13: Analyzer house (shelter)

# Siemens Process Analytics at a glance Solutions (continued) and Services

## Our solutions ...

### Analyzer networking for data communication

Engineering and manufacturing of process analytical solutions increasingly comprises "networking". It is getting a standard requirement in the process industry to connect analyzers and analyzer systems to a communication network to provide for continuous and direct data transfer from and to the analysers.

The two objectives are (fig. 15):

- To integrate the analyzer and analyzer systems seamless into the PCS / DCS system of the plant and
- To allow direct access to the analyzers or systems from a maintenance station to ensure correct and reliable operation including preventive or predictive maintenance (fig.14).

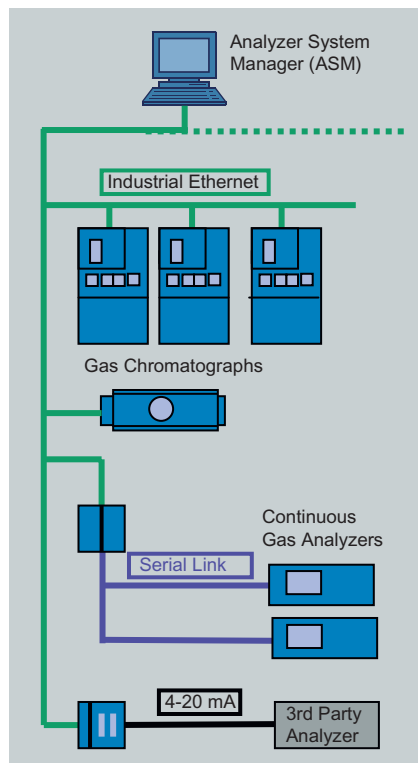


Fig. 14: Communication technologies

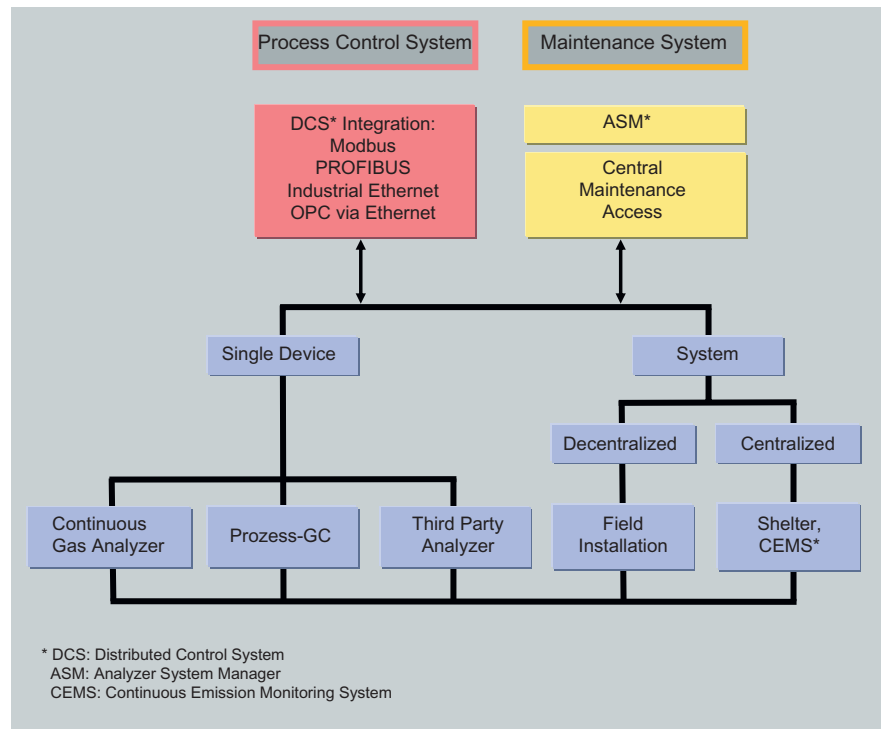


Fig. 15: Networking for DCS integration and maintenance support

Siemens Process Analytics provides networking solutions to meet the demands of both objectives.

## Our Services

Siemens Process Analytics is your competent and reliable partner world wide for Service, Support and Consulting.

Our resources for that are

- Expertise  
As a manufacturer of a broad variety of analyzers, we are very much experienced in engineering and manufacturing of analytical systems and analyzer houses. We are familiar with communication networks, well trained in service and maintenance and familiar with many industrial processes and industries. Thus, Siemens Process Analytics owns a unique blend of overall analytical expertise and experience.

- Global presence  
With our strategically located centers of competence in Germany, USA, Singapore, Dubai and Shanghai, we are globally present and acquainted with all respective local and regional requirements, codes and standards. All centers are networked together.



Fig. 16: Portfolio of services

# Siemens Process Analytics at a glance

## Services, continued

### Our Services ...

#### Service portfolio

Our wide portfolio of services is segmented into Consulting, Support and Service (fig. 16 to 17). It comprises really all measures, actions and advises that may be required by our clients throughout the entire lifecycle of their plant. It ranges from site survey to installation check, from instruction of plant personnel to spare part stock management and from FEED for Process Analytics (see below) to internet-based service Hotline.

Our service and support portfolio (including third-party equipment) comprises for example:

- Installation check
- Functionality tests
- Site acceptance test
- Instruction of plant personnel on site
- Preventive maintenance
- On site repair
- Remote fault clearance
- Spare part stock evaluation
- Spare part management
- Professional training center
- Process optimisation
- Internet-based hotline
- FEED for Process Analytics
- Technical consulting

#### FEED for Process Analytics

Front End Engineering and Design (FEED) is part of the planning and engineering phase of a plant construction or modification project and is done after conceptual business planning and prior to detail design. During the FEED phase, best opportunities exist for costs and time savings for the project, as during this phase most of the entire costs are defined and changes have least impact to the project. Siemens Process Analytics holds a unique blend of expertise in analytical technologies, applications and in providing complete analytical solutions to many industries.

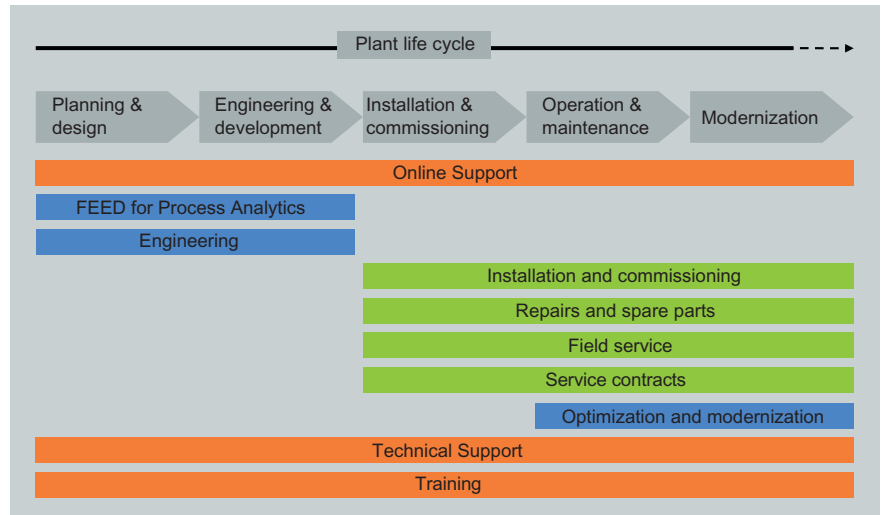


Fig. 17: Portfolio of services provided by Siemens Process Analytics

Based on its expertise in analytical technology, application and engineering, Siemens Process Analytics offer a wide scope of FEED services focused on analysing principles, sampling technologies, application solutions as well as communication system and given standards (all related to analytics) to support our clients in maximizing performance and efficiency of their projects.

Whether you are plant operators or belong to an EPC Contractor you will benefit in various ways from FEED for Process Analytics by Siemens:

- Analytics and industry know how available, right from the beginning of the project
- Superior analyzer system performance with high availability
- Established studies, that lead to realistic investment decisions
- Fast and clear design of the analyzer system specifications, drawings and documentation
- Little project management and coordination effort, due to one responsible contact person and less time involvement

- Additional expertise on demand, without having the costs, the effort and the risks of building up the capacities
- Lowest possible Total Costs of Ownership (TCO) along the lifecycle regarding investment costs, consumptions, utilities supply and maintenance.

# Case Study

## Siemens Process Analytics - Answers for industry



**If you have any questions, please contact your local sales representative or any of the contact addresses below:**

Siemens AG  
A&D SC PA, Process Analytics  
Östliche Rheinbrückenstr. 50  
76187 Karlsruhe  
Germany

Phone: +49 721 595 3829  
Fax: +49 721 595 6375  
E-mail:  
[processanalytics.automation@siemens.com](mailto:processanalytics.automation@siemens.com)  
[www.siemens.com/prozessanalytics](http://www.siemens.com/prozessanalytics)

Siemens Ltd., China  
A&D SC, Process Analytics  
7F, China Marine Tower  
No.1 Pu Dong Avenue  
Shanghai, 200120  
P.R.China

Phone: +86 21 3889 3602  
Fax: +86 21 3889 3264  
E-mail: [xiao.liu1@siemens.com](mailto:xiao.liu1@siemens.com)  
[www.ad.siemens.com.cn](http://www.ad.siemens.com.cn)

Siemens Energy & Automation Inc.  
7101 Hollister Road  
Houston, TX 77040  
USA

Phone: +1 713 939 7400  
Fax: +1 713 939 9050  
E-mail: [saasales.sea@siemens.com](mailto:saasales.sea@siemens.com)

[www.siemens.com/processanalytics](http://www.siemens.com/processanalytics)

Siemens LLC  
A&D 2B.  
PO Box 2154,  
Dubai, U.A.E.

Phone: +971 4 366 0159  
Fax: +971 4 366 0019  
E-mail: [fairuz.youseff@siemens.com](mailto:fairuz.youseff@siemens.com)  
[www.siemens.com/processanalytics](http://www.siemens.com/processanalytics)

Siemens Pte. Limited  
A&D SC P5/PA CoC  
60 MacPherson Road  
Singapore 348615

Phone: +65 6490 8728  
Fax: +65 6490 8729  
E-mail: [splanalytics.sg@siemens.com](mailto:splanalytics.sg@siemens.com)

[www.siemens.com/processanalytics](http://www.siemens.com/processanalytics)

### Siemens AG

Automation and Drives  
Sensors and Communication  
Process Analytics  
76181 KARLSRUHE  
GERMANY

[www.siemens.com/processanalytics](http://www.siemens.com/processanalytics)

© Siemens AG 2007  
Subject to change