

**Power Schottky Rectifier - 20Amp 150Volt**

**Features**

- Plastic package has Underwriters Laboratory Flammability Classifications 94V-0
- High Junction Temperature Capability
- Low forward voltage, high current capability
- High surge capacity
- Low power loss, high efficiency
- ESD performance human body mode > 6 KV
- Halogen-Free

**Application**

- AC/DC Switching Adaptor and other Switching Power Supply

**Absolute maximum ratings**

Symbol	Ratings	Unit	Conditions
I <sub>F(AV)</sub>	20	A	Average Forward Current
V <sub>RRM</sub>	150	V	Repetitive Peak Reverse Voltage
I <sub>FSM</sub>	150	A	Peak Forward Surge Current
V <sub>F</sub>	0.63	V	Forward Voltage Drop
T <sub>j</sub> , T <sub>stg</sub>	-50 to +175	°C	Operating and Storage Temperature

**Electrical characteristics**

Parameters	Symbol	Ratings	Conditions
Maximum Instantaneous Forward Voltage	V <sub>F</sub>	0.79V	Per Leg at I <sub>F</sub> = 10A T <sub>c</sub> = 25°C
		0.63V	T <sub>c</sub> = 125°C
Maximum Reverse Leakage Current	I <sub>R</sub>	0.05mA	Per Leg at V <sub>R</sub> = 150V T <sub>c</sub> = 25°C
		10mA	T <sub>c</sub> = 125°C
Typical Thermal Resistance, Junction to Case	R <sub>θ(j-c)</sub>	2.2 °C/W	Per Leg TO-220AB / TO-262/ TO-263
		4.5 °C/W	ITO-220AB

May 2013 / Rev.6.7

# MBR20U150CTH/FCTH/CRH/CGH

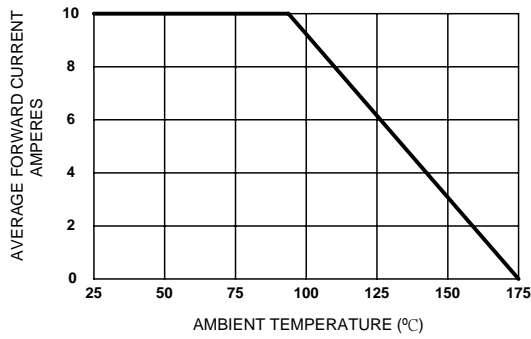


Figure 1. Forward Current Derating Curve

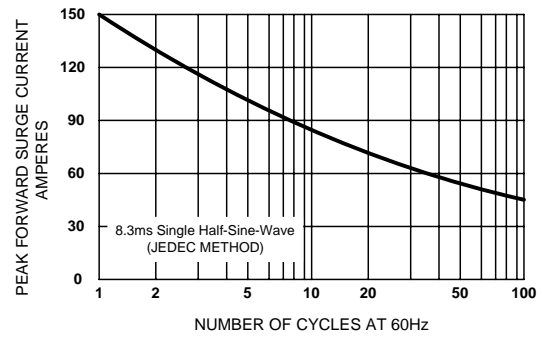


Figure 2. Maximum Non-repetitive Surge Current

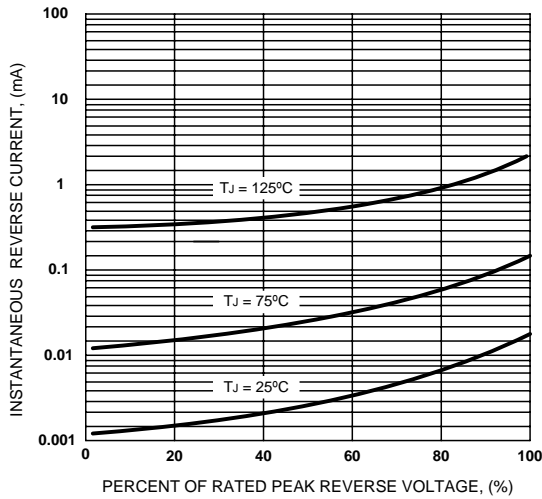


Figure 3. Typical Reverse Characteristics

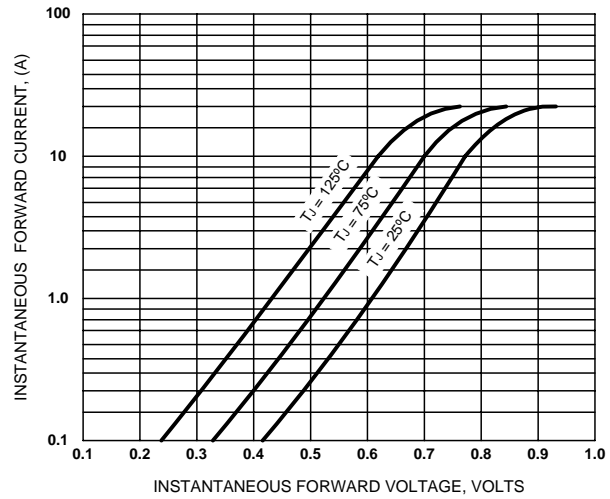


Figure 4. Typical Forward Characteristics

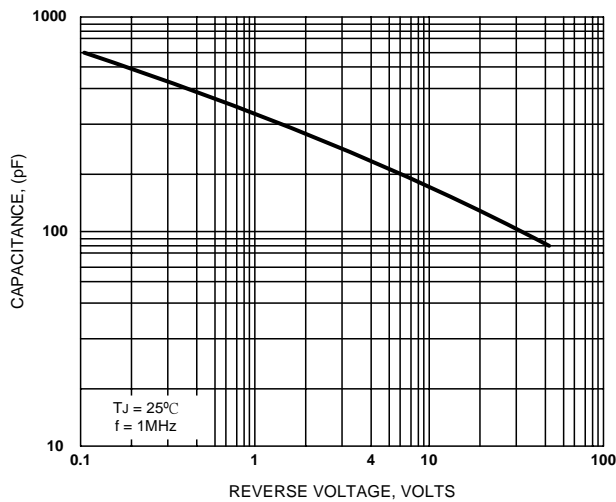


Figure 5. Typical Junction Capacitance

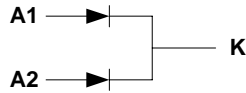
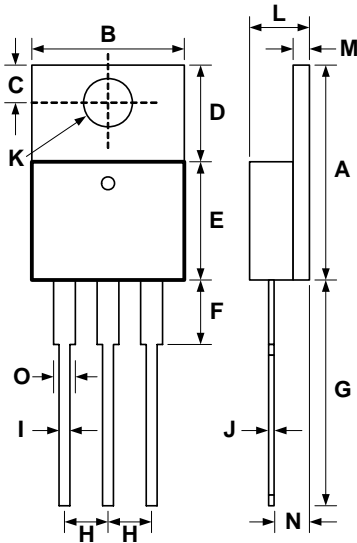


Sirectifier Global Corp., Delaware, U.S.A.

U.S.A.: [sgc@sirectsemi.com](mailto:sgc@sirectsemi.com) France: [ss@sirectsemi.com](mailto:ss@sirectsemi.com) Taiwan: [se@sirectsemi.com](mailto:se@sirectsemi.com) Hong Kong: [hk@sirectsemi.com](mailto:hk@sirectsemi.com)  
 China: [st@sirectsemi.com](mailto:st@sirectsemi.com) Thailand: [th@sirectsemi.com](mailto:th@sirectsemi.com) Philippines: [aiac@sirectsemi.com](mailto:aiac@sirectsemi.com) Belize: [belize@sirectsemi.com](mailto:belize@sirectsemi.com)

**MBR20U150CTH**

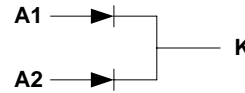
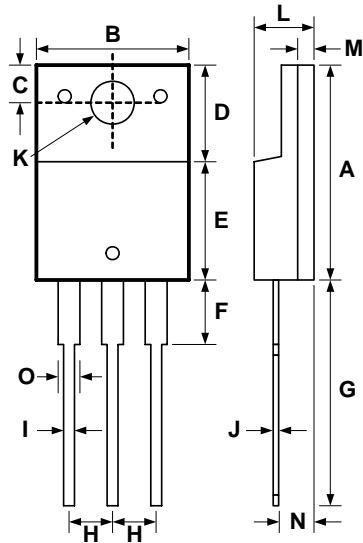
**T0-220AB**



DIM	DIMENSIONS				NOTE
	INCHES		MM		
	MIN	MAX	MIN	MAX	
A	.579	.606	14.70	15.40	
B	.392	.411	9.95	10.45	
C	.114	.126	2.90	3.20	
D	.248	.272	6.30	6.90	
E	.325	.350	8.25	8.90	
F	.153	.173	3.90	4.40	
G	.492	.551	12.50	14.00	
H	.096	.108	2.45	2.75	
I	.028	.039	0.70	1.00	
J	.010	.022	0.25	0.55	
K	.146	.157	3.70	4.00	
L	.167	.187	4.25	4.75	
M	.045	.057	1.15	1.45	
N	.089	.114	2.25	2.90	
O	.047	.055	1.20	1.40	

**MBR20U150FCTH**

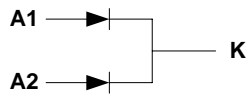
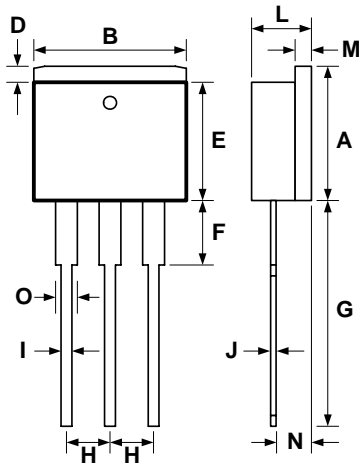
**IT0-220AB**



DIM	DIMENSIONS				NOTE
	INCHES		MM		
	MIN	MAX	MIN	MAX	
A	.577	.600	14.65	15.25	
B	.386	.406	9.80	10.30	
C	.106	.122	2.70	3.10	
D	.258	.274	6.55	6.95	
E	.315	.331	8.00	8.40	
F	.110	.161	2.80	4.10	
G	.508	.551	12.90	14.00	
H	.089	.106	2.25	2.70	
I	.020	.028	0.50	0.70	
J	.020	.028	0.50	0.70	
K	.120	.138	3.05	3.50	
L	.169	.185	4.30	4.70	
M	.039	.051	1.00	1.30	
N	.079	.112	2.00	2.85	
O	.043	.055	1.10	1.40	

**MBR20U150CRH**

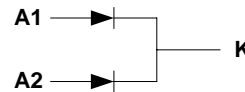
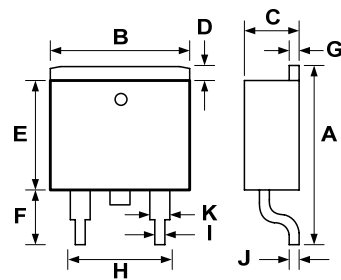
**T0-262**



DIM	DIMENSIONS				NOTE
	INCHES		MM		
	MIN	MAX	MIN	MAX	
A	.394	.433	10.00	11.00	
B	.392	.411	9.95	10.45	
D	.053	.065	1.35	1.65	
E	.325	.350	8.25	8.90	
F	.153	.173	3.90	4.40	
G	.492	.551	12.50	14.00	
H	.096	.108	2.45	2.75	
I	.028	.039	0.70	1.00	
J	.010	.022	0.25	0.55	
L	.167	.187	4.25	4.75	
M	.045	.057	1.15	1.45	
N	.089	.114	2.25	2.90	
O	.047	.055	1.20	1.40	

**MBR20U150CGH**

**T0-263**



DIM	DIMENSIONS				NOTE
	INCHES		MM		
	MIN	MAX	MIN	MAX	
A	.575	.624	14.60	15.85	
B	.380	.420	9.65	10.65	
C	.159	.191	4.05	4.85	
D	.039	.067	1.00	1.70	
E	.329	.380	8.35	9.65	
F	.197	.216	5.00	5.50	
G	.045	.065	1.15	1.65	
H	.195	.205	4.95	5.20	
I	.020	.039	0.50	1.00	
J	.013	.029	0.35	0.75	
K	.047	.055	1.20	1.40	