

Power Schottky Rectifier - 20Amp 100Volt

Features

- Plastic package has Underwriters Laboratory Flammability Classifications 94V-0
- High Junction Temperature Capability
- Low forward voltage, high current capability
- High surge capacity
- Low power loss, high efficiency
- ESD performance human body mode > 8 KV
- Halogen-Free

Application

- AC/DC Switching Adaptor and other Switching Power Supply

Absolute maximum ratings

Symbol	Ratings	Unit	Conditions
I _{F(AV)}	20	A	Average Forward Current
V _{RRM}	100	V	Repetitive Peak Reverse Voltage
I _{FSM}	150	A	Peak Forward Surge Current
V _F	0.66	V	Forward Voltage Drop
T _j , T _{stg}	-50 to +175	°C	Operating and Storage Temperature

Electrical characteristics

Parameters	Symbol	Ratings	Conditions
Maximum Instantaneous Forward Voltage	V _F	0.85V	Per Leg at I _F = 10A T _c = 25°C
		0.66V	T _c = 125°C
Maximum Reverse Leakage Current	I _R	0.05mA	Per Leg at V _R = 100V T _c = 25°C
		10mA	T _c = 125°C
Typical Thermal Resistance, Junction to Case	R _{θ(j-c)}	7 °C/W	Per Leg TO-251 / TO-252

- Note : 1. Mounted on P.C.B with copper pad size 20mm x 30mm, thickness 1.5mm
 2. Reverse Surge 2.0A @ 0.004ms, 10 cycle
 3. Repetitive Peak Reverse Current (IRRM) 0.5A @ Per Leg at tp = 2μs, 1kHz

MBR20B100IH/DH

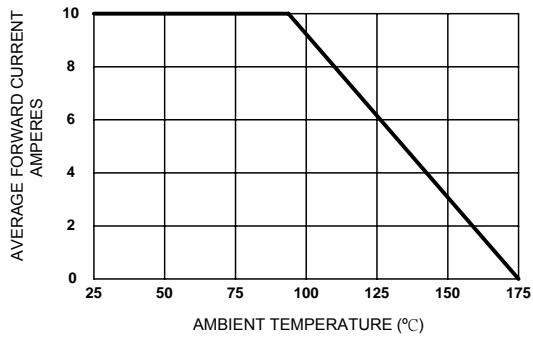


Figure 1. Forward Current Derating Curve

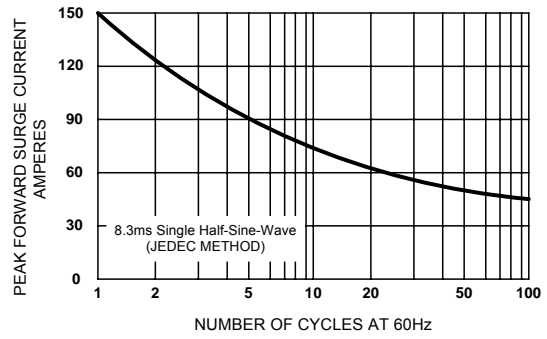


Figure 2. Maximum Non-repetitive Surge Current

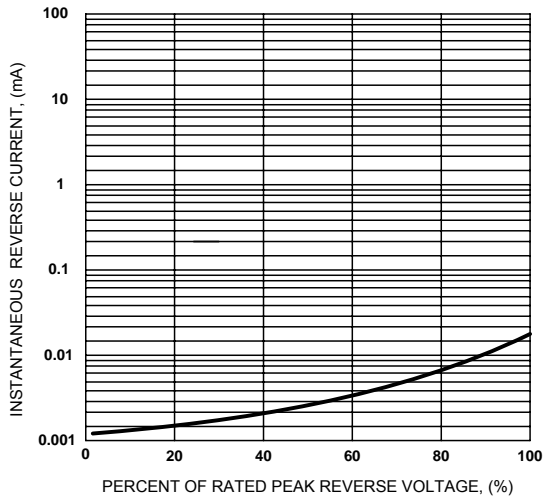


Figure 3. Typical Reverse Characteristics

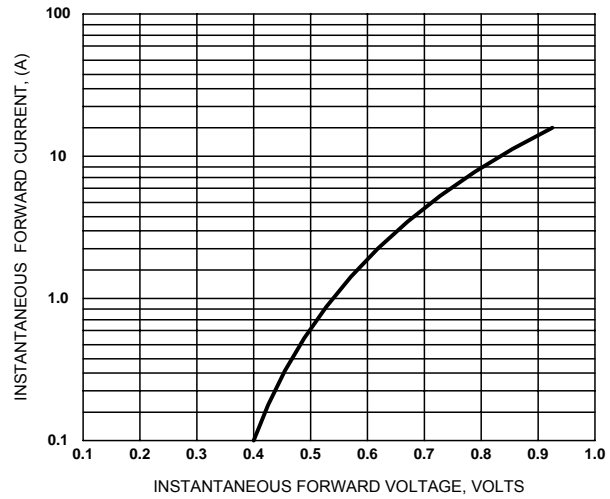


Figure 4. Typical Forward Characteristics

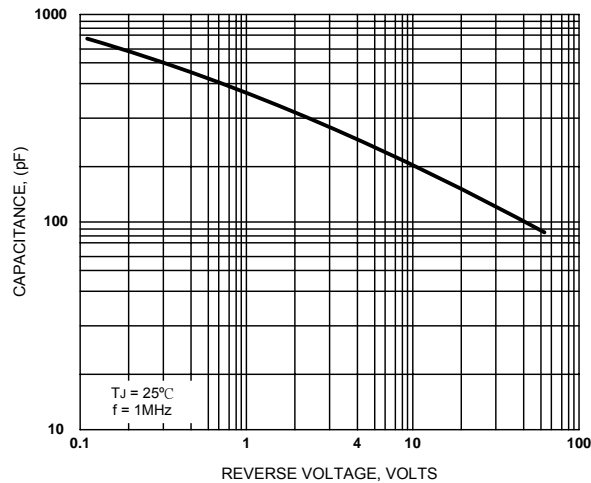


Figure 5. Typical Junction Capacitance



Sirectifier Semiconductor Inc.

U.S.A.: sgc@sirect.com

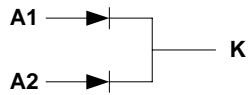
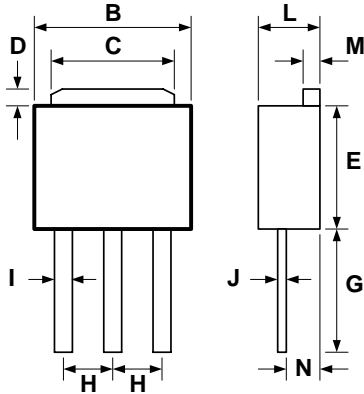
China: st@sirect.com

Taiwan: se@sirect.com

Hong Kong: hk@sirect.com

MBR20B100IH

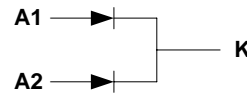
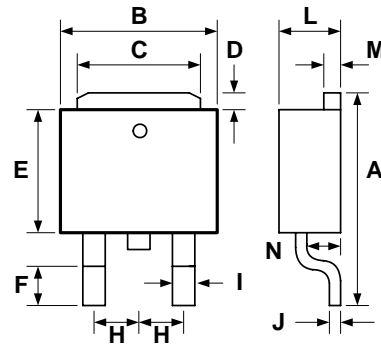
T0-251



DIM	DIMENSIONS				NOTE
	INCHES		MILLIMETERS		
	MIN	MAX	MIN	MAX	
B	.250	.266	6.35	6.75	
C	.201	.217	5.10	5.50	
D	.033	.053	0.85	1.35	
E	.228	.248	5.80	6.30	
G	.209	.228	5.30	5.80	
H	.085	.096	2.15	2.45	
I	.030	.041	0.75	1.05	
J	.016	.024	0.40	0.60	
L	.083	.098	2.10	2.50	
M	.018	.026	0.45	0.65	
N	.031	.051	0.80	1.30	

MBR20B100DH

T0-252



DIM	DIMENSIONS				NOTE
	INCHES		MILLIMETERS		
	MIN	MAX	MIN	MAX	
A	.380	.400	9.65	10.15	
B	.250	.266	6.35	6.75	
C	.201	.217	5.10	5.50	
D	.033	.053	0.85	1.35	
E	.228	.248	5.80	6.30	
F	.049	.065	1.25	1.65	
H	.085	.096	2.15	2.45	
I	.030	.041	0.75	1.05	
J	.016	.024	0.40	0.60	
L	.083	.098	2.10	2.50	
M	.018	.026	0.45	0.65	
N	.031	.051	0.80	1.30	