

Power Schottky Rectifier - 10Amp 45~200Volt

Features

- Plastic package has Underwriters Laboratory Flammability Classifications 94V-0
- High Junction Temperature Capability
- Low forward voltage, high current capability
- High surge capacity
- Low power loss, high efficiency

Mechanical data

- AC/DC Switching Adaptor and other Switching Power Supply

Maximum ratings and Electrical characteristics

Parameters		SB1045FC	SB1060FC	SB10100FC	SB10150FC	SB10200FC	UNIT
Maximum Recurrent Peak Reverse Voltage		45	60	100	150	200	V
Maximum RMS Voltage		32	42	70	105	140	V
Maximum DC Blocking Voltage		45	60	100	150	200	V
Maximum Average Forward Rectified Current		10					A
Peak Forward Surge Current		120					A
Maximum Instantaneous Forward Voltage at 10A	Tc = 25°C	0.60	0.70	0.82	0.88	0.90	V
	Tc = 125°C	0.48	0.55	0.66	0.69	0.72	
Maximum Average Reverse Current at Rated DC Blocking Voltage	Tc = 25°C	0.5	0.3	0.05			mA
	Tc = 125°C	20	15	10			
Typical Junction Capacitance		350					pF
Typical Thermal Resistance R θ (j-c)		6					°C/W
Operating and Storage Temperature Range		-50 to +150		-50 to +175			°C

December 2014 / Rev.7.1

SB1045FC ~ SB10200FC

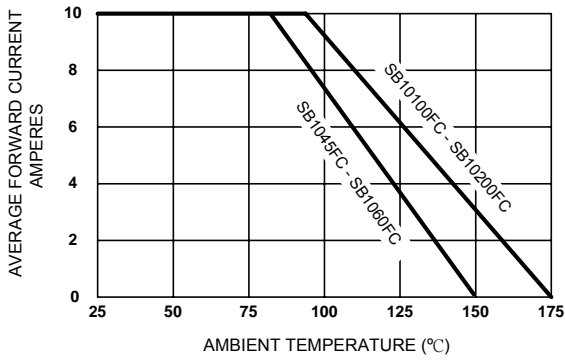


Figure 1. Forward Current Derating Curve

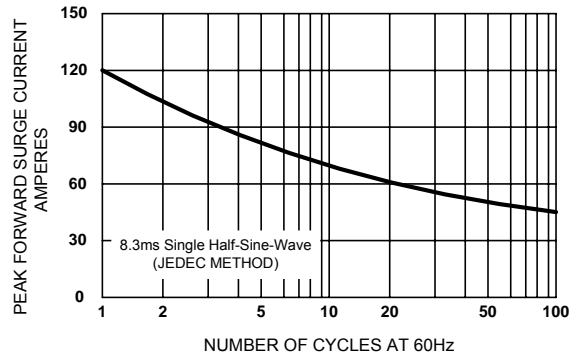


Figure 2. Maximum Non-repetitive Surge Current

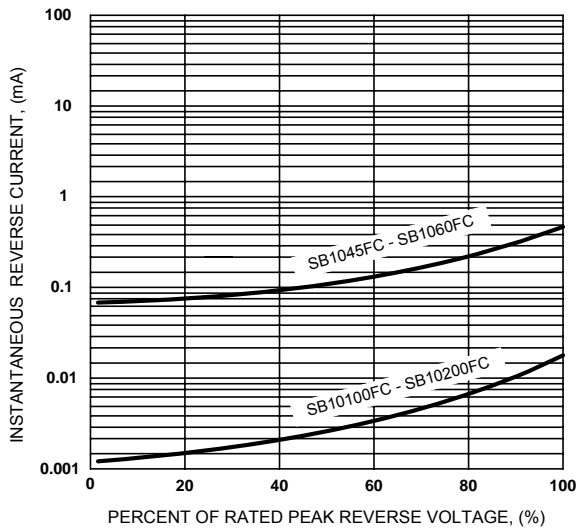


Figure 3. Typical Reverse Characteristics

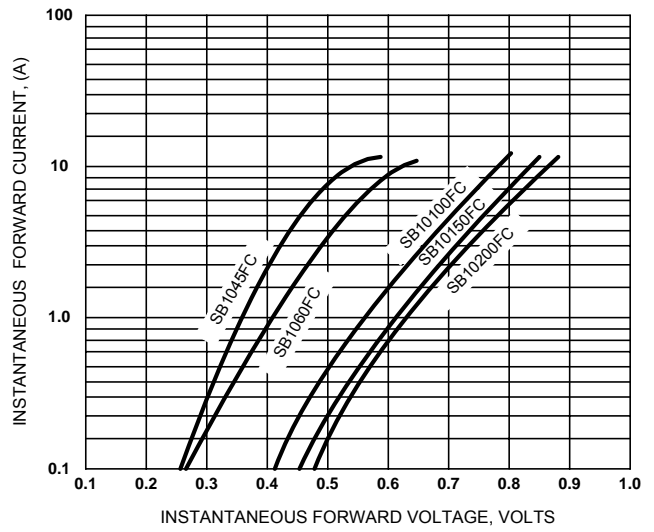


Figure 4. Typical Forward Characteristics

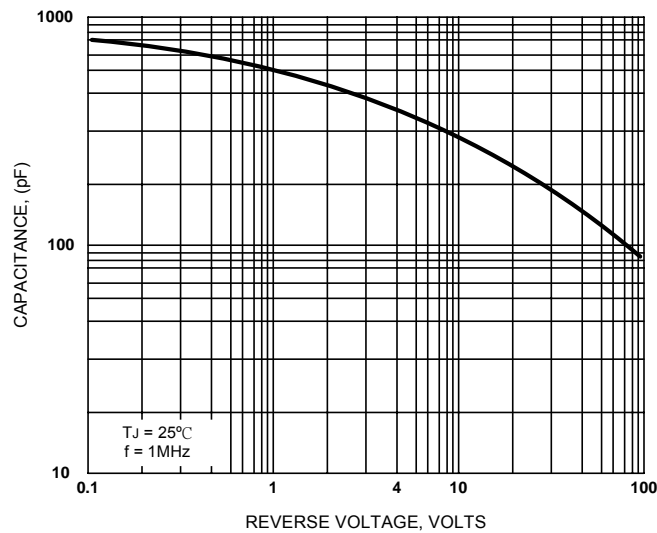


Figure 5. Typical Junction Capacitance



Sirectifier Semiconductor Inc.

U.S.A.: sgc@sirect.com

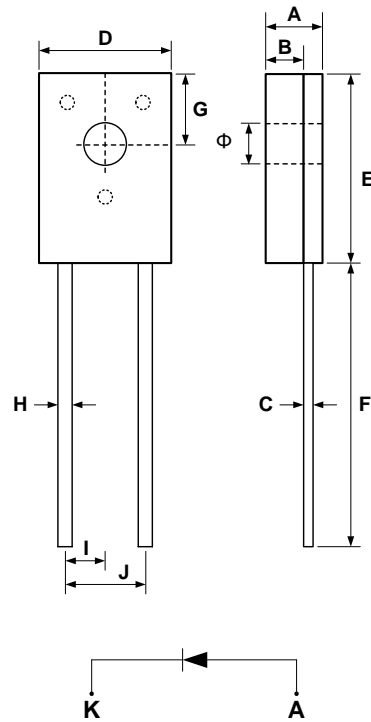
China: st@sirect.com

Taiwan: se@sirect.com

Hong Kong: hk@sirect.com

SB1045FC~SB10200FC

T0-126FC



DIMENSIONS					
DIM	INCHES		MM		NOTE
	MIN	MAX	MIN	MAX	
A	.120	.140	3.05	3.55	
B	.061	.081	1.55	2.05	
C	.016	.024	0.40	0.60	
D	.287	.327	7.30	8.30	
E	.413	.453	10.50	11.50	
F	.628	.656	15.95	16.65	
G	.138	.177	3.50	4.50	
H	.028	.035	0.70	0.90	
I	.090 TYP		2.28 TYP		
J	.173	.189	4.40	4.80	
Φ	.114	.134	2.90	3.40	