

## Trench MOS Barrier Schottky Rectifier - 10Amp 100Volt

### Features

- Low forward voltage drop
- High current capability
- High reliability
- High surge current capability
- Epitaxial construction

### Mechanical data

- Case : Molded plastic
- Epoxy : UL 94V-0 rate flame retardant
- Lead : Axial leads, solderable per MIL-STD-202,method 208 guaranteed
- Polarity : Color band denotes cathode end
- Mounting position : Any
- Weight : 1.2 grams

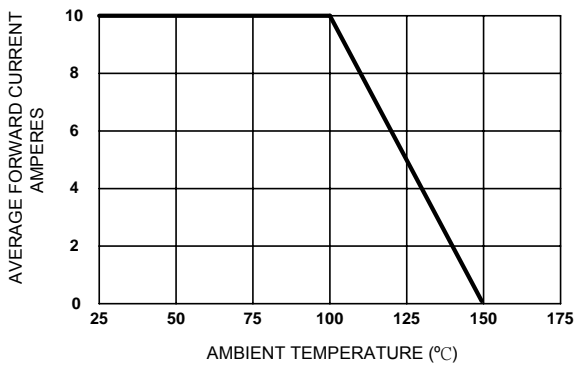
### Maximum ratings and Electrical characteristics

Parameters	SB10100V(H)	UNIT
Maximum Recurrent Peak Reverse Voltage	100	V
Maximum RMS Voltage	70	V
Maximum DC Blocking Voltage	100	V
Maximum Average Forward Rectified Current	10	A
Peak Forward Surge Current	125	A
Maximum Instantaneous Forward Voltage at 10A	Tc = 25°C	V
	Tc = 125°C	
Maximum Average Reverse Current at Rated DC Blocking Voltage	Tc = 25°C	mA
	Tc = 125°C	
Typical Junction Capacitance	500	pF
Typical Thermal Resistance R <sub>θJA</sub>	25	°C/W
Operating and Storage Temperature Range	-50 to +150	°C

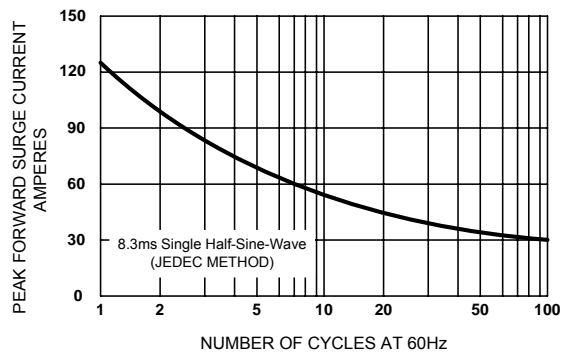
Note : 1. H means Halogen-Free

2. Mounted on P.C.B with copper pad size 16mm x 16mm, vertical P.C.B 9.5mm lead lengths

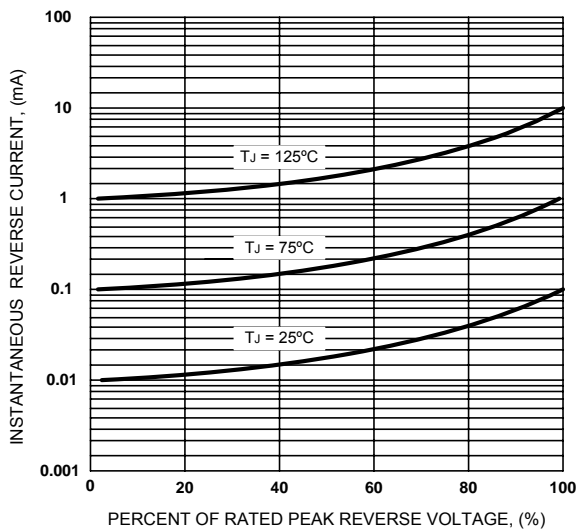
December 2014 / Rev.7.0



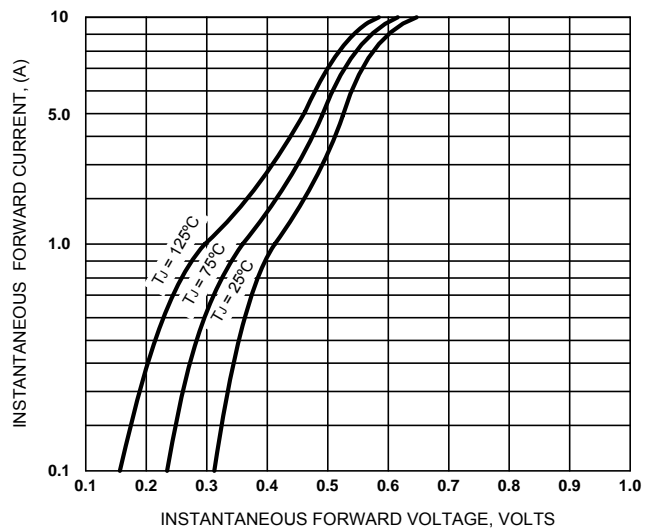
**Figure 1. Forward Current Derating Curve**



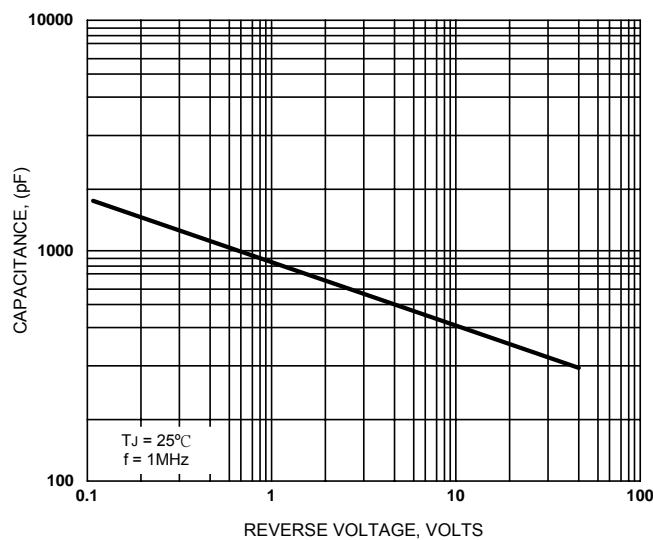
**Figure 2. Maximum Non-repetitive Surge Current**



**Figure 3. Typical Reverse Characteristics**



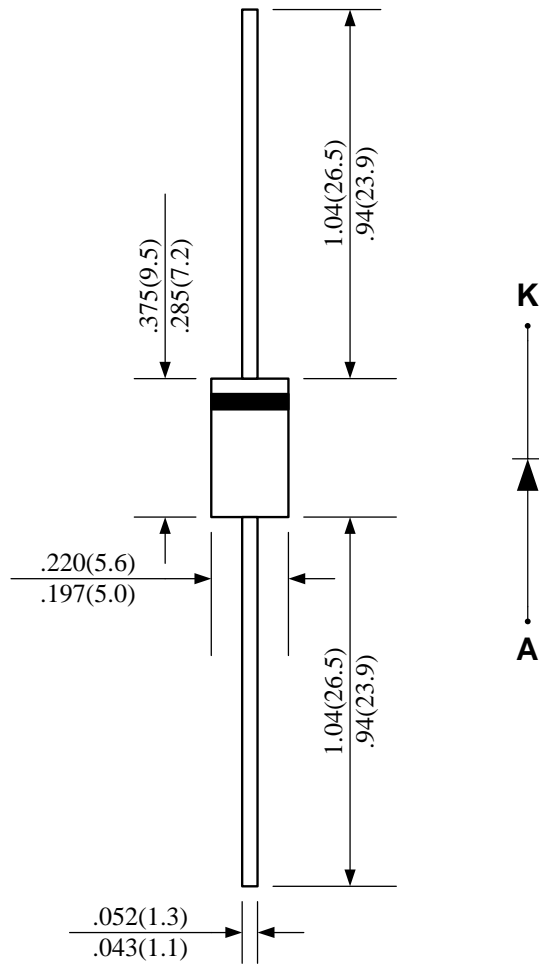
**Figure 4. Typical Forward Characteristics**



**Figure 5. Typical Junction Capacitance**

**SB10100V(H)**

**D0-27 / D0-201AD**



UNIT : inch(mm)