

## Power Schottky Rectifier - 10Amp 100Volt

**Features**

- Plastic package has Underwriters Laboratory Flammability Classifications 94V-0
- High Junction Temperature Capability
- Low forward voltage, high current capability
- High surge capacity
- Low power loss, high efficiency
- ESD performance human body mode > 8 KV
- Halogen-Free

**Application**

- AC/DC Switching Adaptor and other Switching Power Supply

**Absolute maximum ratings**

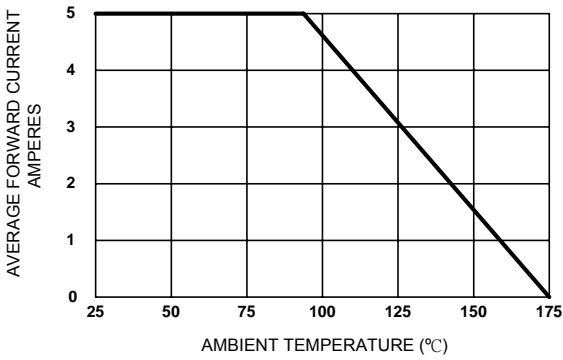
Symbol	Ratings	Unit	Conditions
IF(AV)	10	A	Average Forward Current
VRRM	100	V	Repetitive Peak Reverse Voltage
IFSM	120	A	Peak Forward Surge Current
VF	0.66	V	Forward Voltage Drop
Tj, Tstg	-50 to +175	°C	Operating and Storage Temperature

**Electrical characteristics**

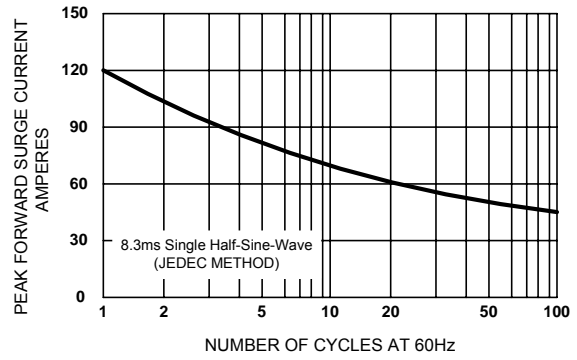
Parameters	Symbol	Ratings	Conditions
Maximum Instantaneous Forward Voltage	VF	0.82V	Per Leg at IF = 5A Tc = 25°C
		0.66V	Tc = 125°C
Maximum Reverse Leakage Current	IR	0.05mA	Per Leg at VR = 100V Tc = 25°C
		10mA	Tc = 125°C
Typical Thermal Resistance, Junction to Case	Rθ(j-c)	7 °C/W	Per Leg TO-251 / TO-252

Note : 1.Mounted on P.C.B with copper pad size 20mm x 30mm, thickness 1.5mm  
 2.Reverse Surge 2.0A @ 0.004ms, 10 cycle  
 3.Repetitive Peak Reverse Current (IRRM) 0.5A @ Per Leg at tp = 2µs, 1kHz

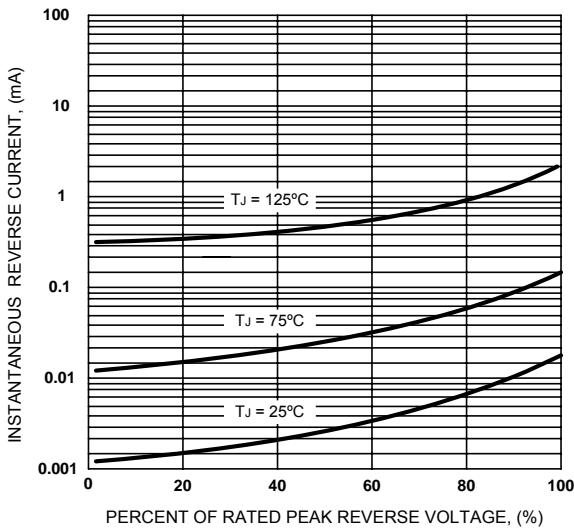
August 2015 / Rev.7.0



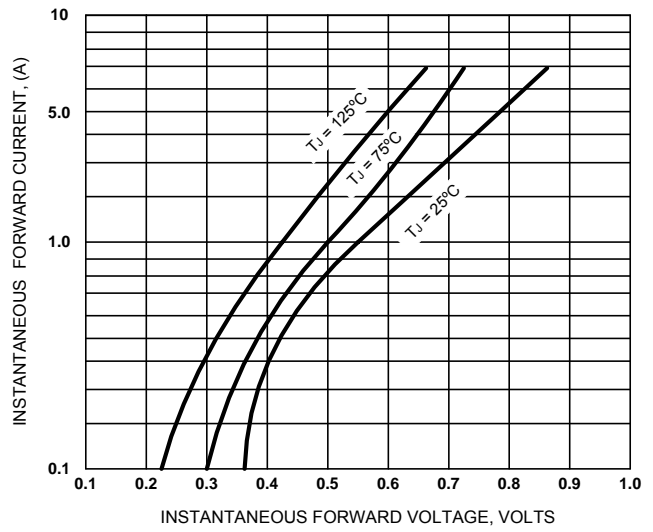
**Figure 1. Forward Current Derating Curve**



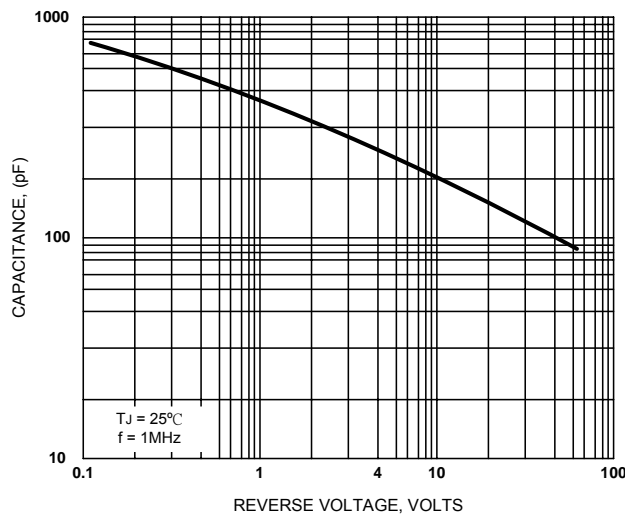
**Figure 2. Maximum Non-repetitive Surge Current**



**Figure 3. Typical Reverse Characteristics**



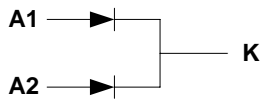
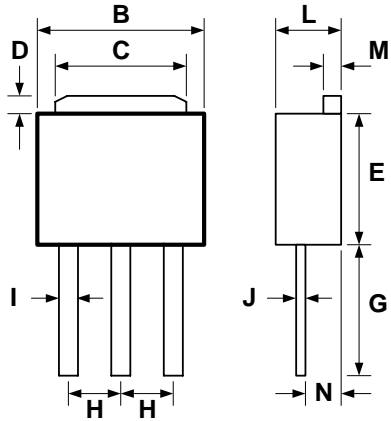
**Figure 4. Typical Forward Characteristics**



**Figure 5. Typical Junction Capacitance**

**MBR10B100IH**

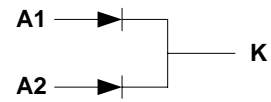
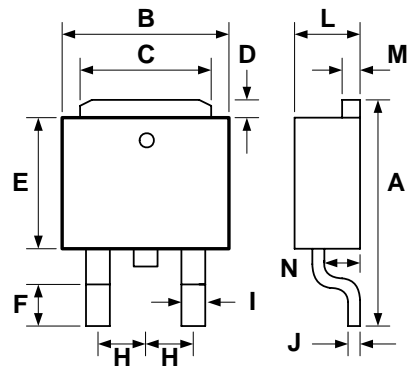
**T0-251**



DIM	DIMENSIONS				NOTE
	INCHES		MILLIMETERS		
	MIN	MAX	MIN	MAX	
B	.250	.266	6.35	6.75	
C	.201	.217	5.10	5.50	
D	.033	.053	0.85	1.35	
E	.228	.248	5.80	6.30	
G	.209	.228	5.30	5.80	
H	.085	.096	2.15	2.45	
I	.030	.041	0.75	1.05	
J	.016	.024	0.40	0.60	
L	.083	.098	2.10	2.50	
M	.018	.026	0.45	0.65	
N	.031	.051	0.80	1.30	

**MBR10B100DH**

**T0-252**



DIM	DIMENSIONS				NOTE
	INCHES		MILLIMETERS		
	MIN	MAX	MIN	MAX	
A	.380	.400	9.65	10.15	
B	.250	.266	6.35	6.75	
C	.201	.217	5.10	5.50	
D	.033	.053	0.85	1.35	
E	.228	.248	5.80	6.30	
F	.049	.065	1.25	1.65	
H	.085	.096	2.15	2.45	
I	.030	.041	0.75	1.05	
J	.016	.024	0.40	0.60	
L	.083	.098	2.10	2.50	
M	.018	.026	0.45	0.65	
N	.031	.051	0.80	1.30	