

VOLTAGE CONTROLLED OSCILLATOR


SURFACE MOUNT MODEL: DCO6080-3

OPTIMIZED BANDWIDTH

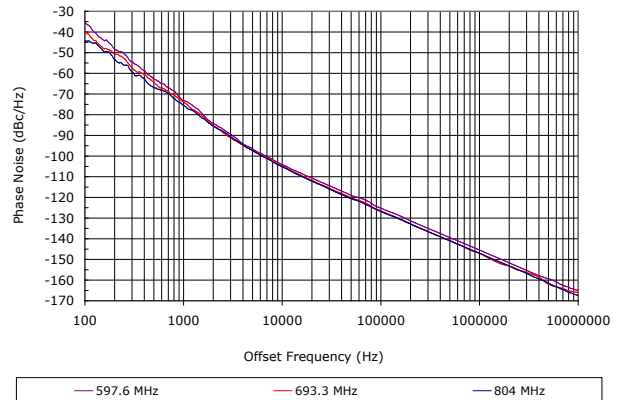
600 - 800 MHz

FEATURES:

- ▶ Miniature Size, Surface Mount (0.3" x 0.3")
- ▶ Superb Phase Noise Performance
- ▶ Fast Tuning
- ▶ Planar Resonator Construction



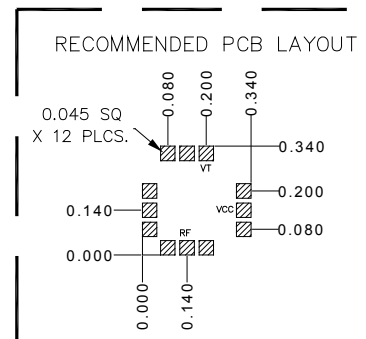
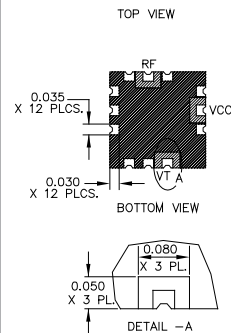
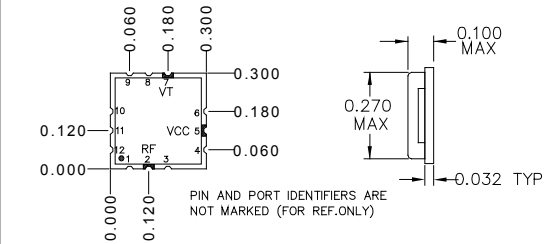
Phase Noise



SPECIFICATIONS (Rev. B 01/09/14)

Frequency	600 - 800 MHz	
Tuning Voltage	0 - 3.0 V	
Bias Voltage	+3 VDC @ 15 mA (Max.)	
Output Power	-1 dBm (Min.)	
Tuning Sensitivity	60 - 120 MHz/V (Typ.)	
Output Impedance	50 Ohms (Nom.)	
Harmonic Suppression	13 dB (Typ.)	
Frequency Pulling	3.5 MHz (Typ. @ 1.75:1 VSWR)	
Frequency Pushing	10 MHz/V (Typ.)	
Tuning Port Capacitance	62 pF (Typ.)	
Typical Phase Noise	Offset	dBc/Hz
	10 kHz	-105
	100 kHz	-127
Operating Temperature Range	-40 to +85 °C	

Package # 343



PACKAGE MOUNTING: SEE APPLICATION NOTE AN7300 & AN7302

TOLERANCES ON THREE
DECIMAL PLACES= ± 0.015

DIMENSIONS ARE IN INCHES.
ALL UNLABELED PINS
TO BE GROUND.

Absolute Maximum Ratings

Storage Temp. Range	-55 to +125 °C
Bias Voltage	+3.3 V
Tuning Voltage	+8 V
DC Voltage Applied to RF Out	± 25 V

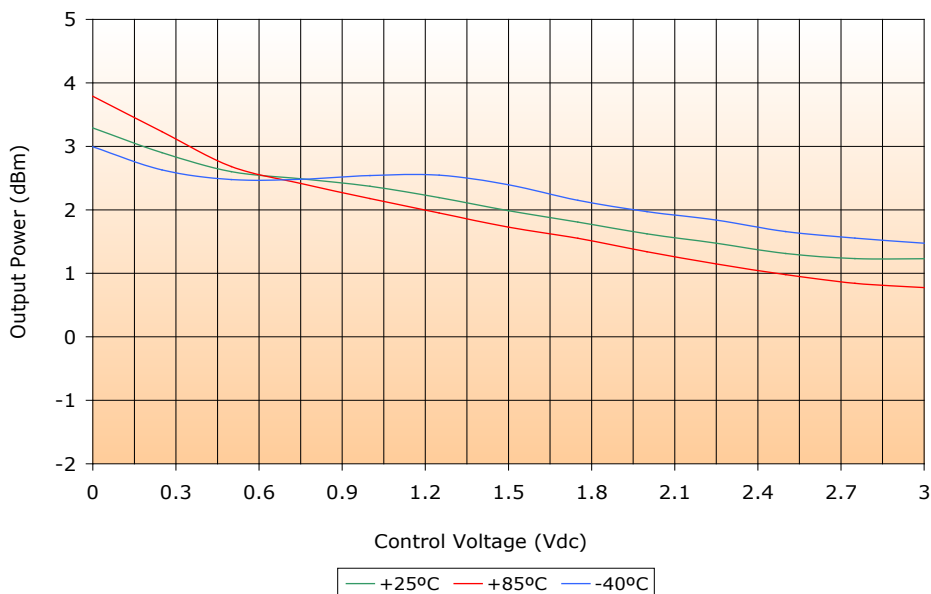
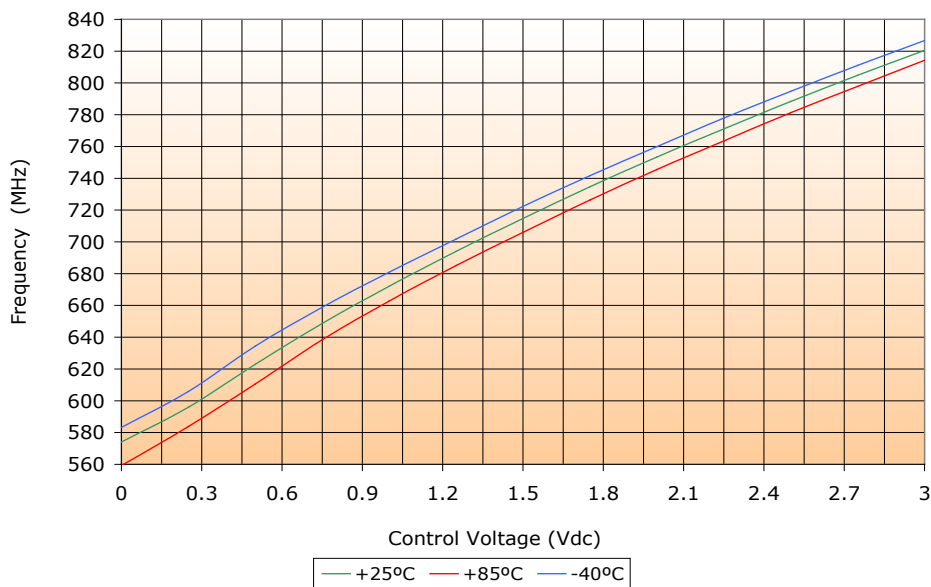
VOLTAGE CONTROLLED OSCILLATOR

SURFACE MOUNT MODEL: DCO6080-3

OPTIMIZED BANDWIDTH

600 - 800 MHz

PERFORMANCE PLOTS



VOLTAGE CONTROLLED OSCILLATOR

SURFACE MOUNT MODEL: DCO6080-3

OPTIMIZED BANDWIDTH

600 - 800 MHz

PERFORMANCE PLOTS

