

# 90° HYBRID

## SURFACE MOUNT MODEL: SLQ-303

**3:1 BANDWIDTH**

**30 - 90 MHz**

**FEATURES:**

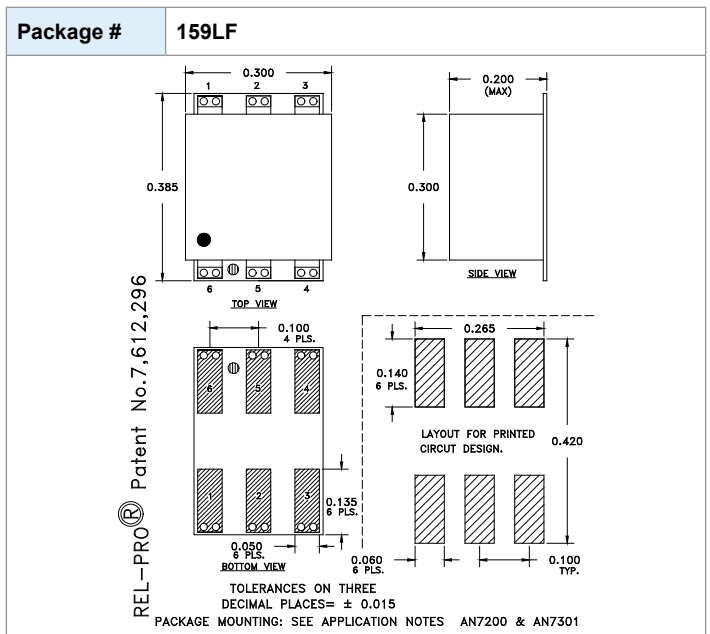
- ▶ Excellent Performance
- ▶ Small Size, Surface Mount
- ▶ Building Block For:
  - Power Amplifiers
  - Image Rejection Mixers
  - I & Q / SSB Modulators
  - Phase Shifters & More...



**SPECIFICATIONS (Rev. B 11/20/09)**

Frequency	30 - 90 MHz	
Insertion Loss (dB) *	Typ.	Max.
	0.3	0.6
Amplitude Unbalance	Typ.	Max.
	0.8	1.2
Phase Unbalance (Deg.)	Typ.	Max.
	1.5	3
Isolation (dB)	Typ.	Min.
	23	18
Power Rating	1 Watt (Max.)	
Impedance	50 Ohms (Nom.)	
VSWR	1.10:1 (Typ.)	
Operating Temperature Range	-40 to +85 °C	
Storage Temperature Range	-55 to +100 °C	

\* Insertion loss is the average loss of the 2 coupling values in excess of the theoretical 3 dB coupling.



Port Configuration				
Input	Isolated*	+90° Output	0° Output	GND.**
6	5	1	2	3,4

\* Terminate ISOLATED port in 50 Ohms EXTERNALLY.  
\*\* Ground Externally

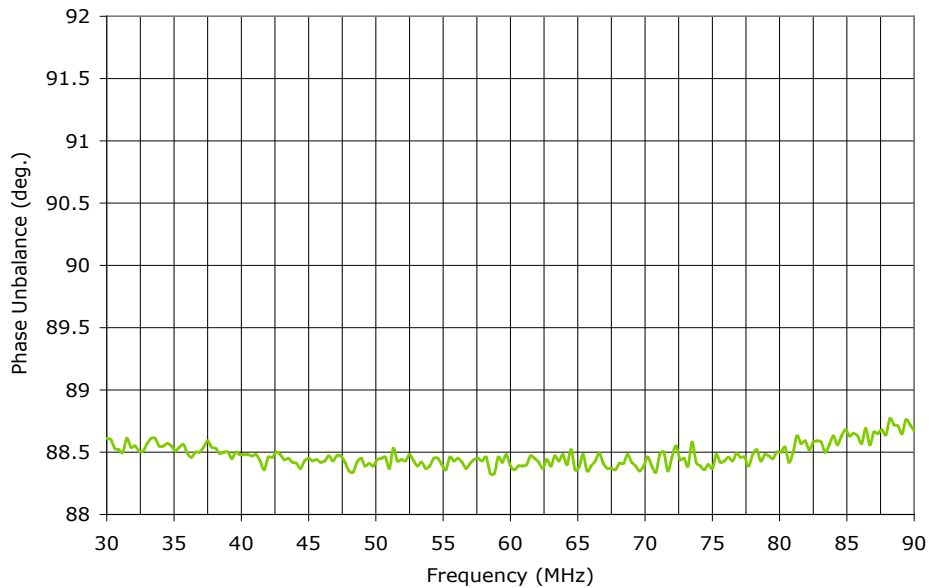
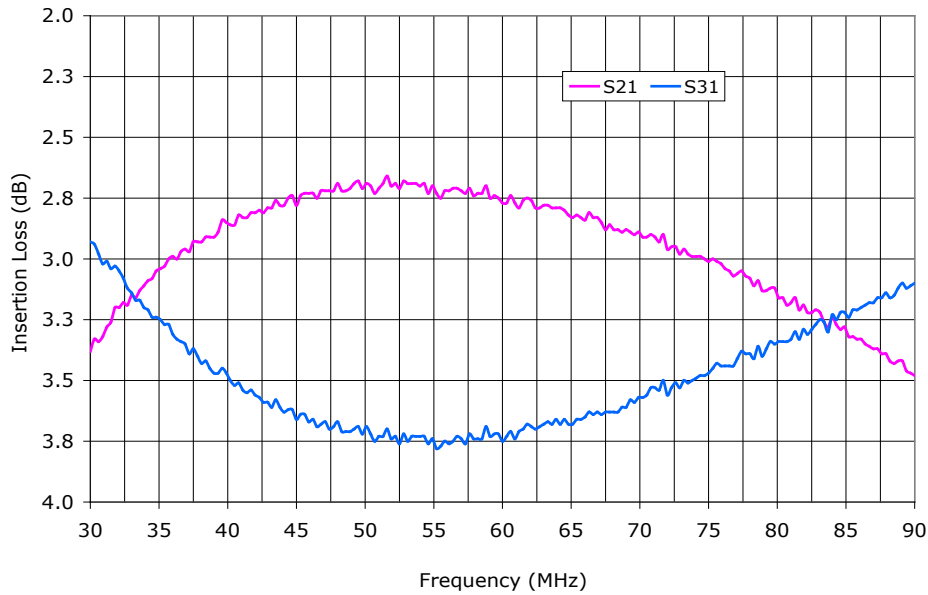
# 90° HYBRID

## SURFACE MOUNT MODEL: SLQ-303

3:1 BANDWIDTH

30 - 90 MHz

Data @ 25°C



PERFORMANCE PLOTS



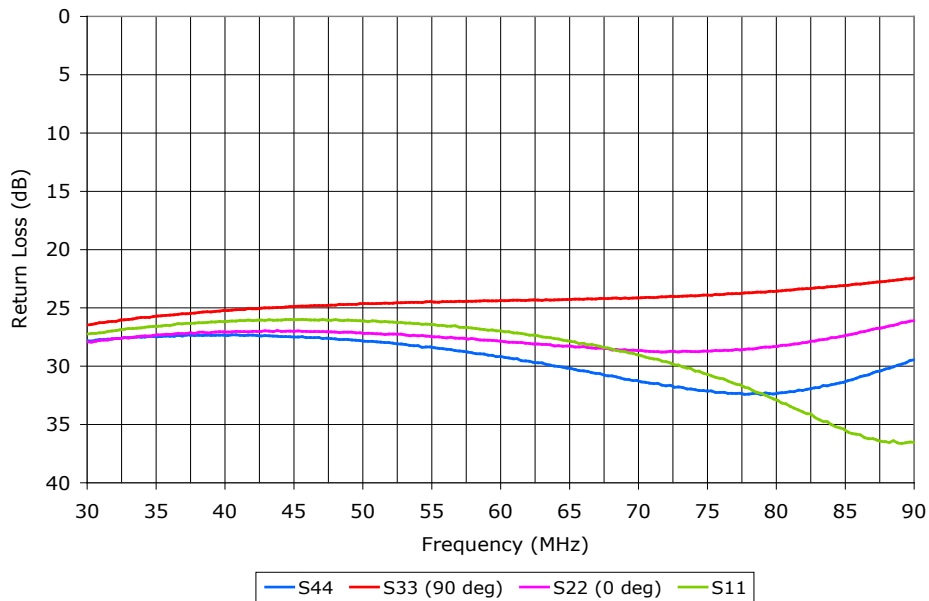
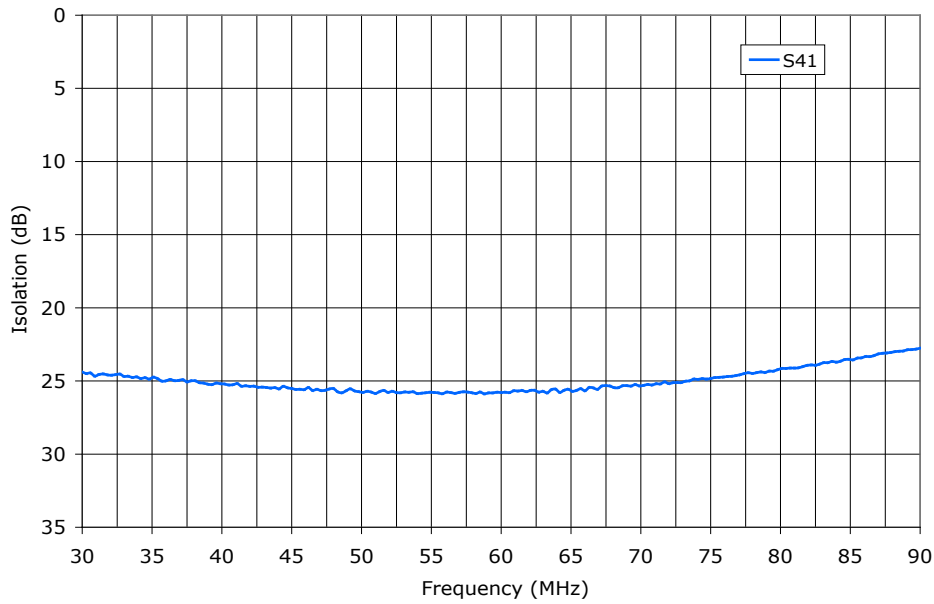
# 90° HYBRID

## SURFACE MOUNT MODEL: SLQ-303

3:1 BANDWIDTH

30 - 90 MHz

Data @ 25°C



PERFORMANCE PLOTS



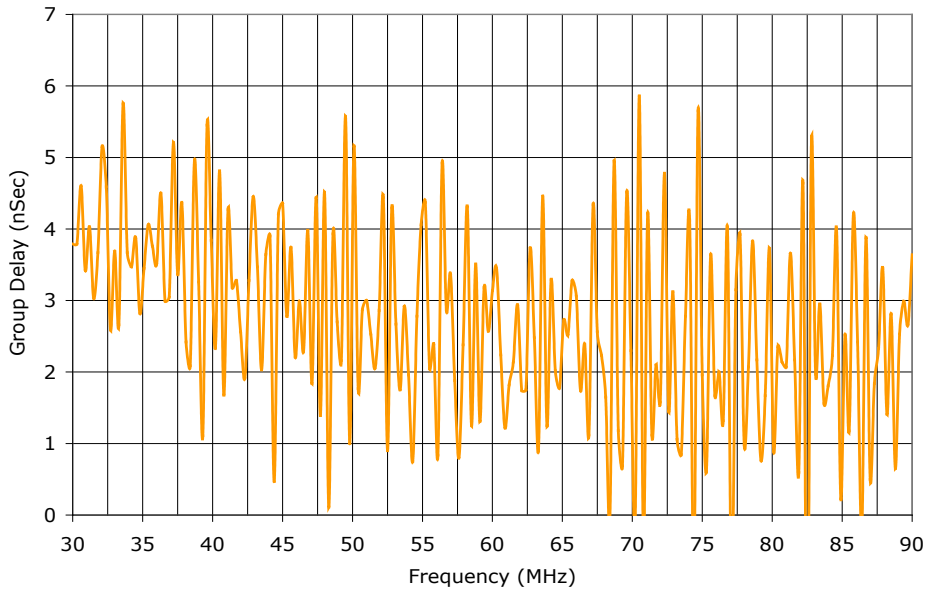
# 90° HYBRID

## SURFACE MOUNT MODEL: SLQ-303

3:1 BANDWIDTH

30 - 90 MHz

Data @ 25°C



PERFORMANCE PLOTS



Copyright © Synergy Microwave Corporation

201 McLean Boulevard • Paterson, New Jersey 07504 • Tel: (973) 881-8800 • Fax: (973) 881-8361  
E-Mail: sales@synergymwave.com • World Wide Web: <http://www.synergymwave.com>