

90° HYBRID

SURFACE MOUNT MODEL: SLQ-310

3:1 BANDWIDTH

115 - 345 MHz

FEATURES:

- ▶ Excellent Performance
- ▶ Small Size, Surface Mount
- ▶ Building Block For:
 - Power Amplifiers
 - Image Rejection Mixers
 - I & Q / SSB Modulators
 - Phase Shifters & More...



SPECIFICATIONS (Rev. D 11/20/09)

Frequency	115 - 345 MHz	
Insertion Loss (dB) *	Typ. 0.2	Max. 0.5
Amplitude Unbalance	Typ. 0.8	Max. 1.4
Phase Unbalance (Deg.)	Typ. 2	Max. 4
Isolation (dB)	Typ. 20	Min. 15
Power Rating	1 Watt (Max.)	
Impedance	50 Ohms (Nom.)	
VSWR	1.4:1 (Typ.)	
Operating Temperature Range	-40 to +85 °C	
Storage Temperature Range	-55 to +100 °C	

* Insertion loss is the average loss of the 2 coupling values in excess of the theoretical 3 dB coupling.

Package #	159LF			
------------------	--------------	--	--	--

Port Configuration				
Input	Isolated*	+90° Output	0° Output	GND.**
6	5	1	2	3,4

* Terminate ISOLATED port in 50 Ohms EXTERNALLY.
 ** Ground Externally



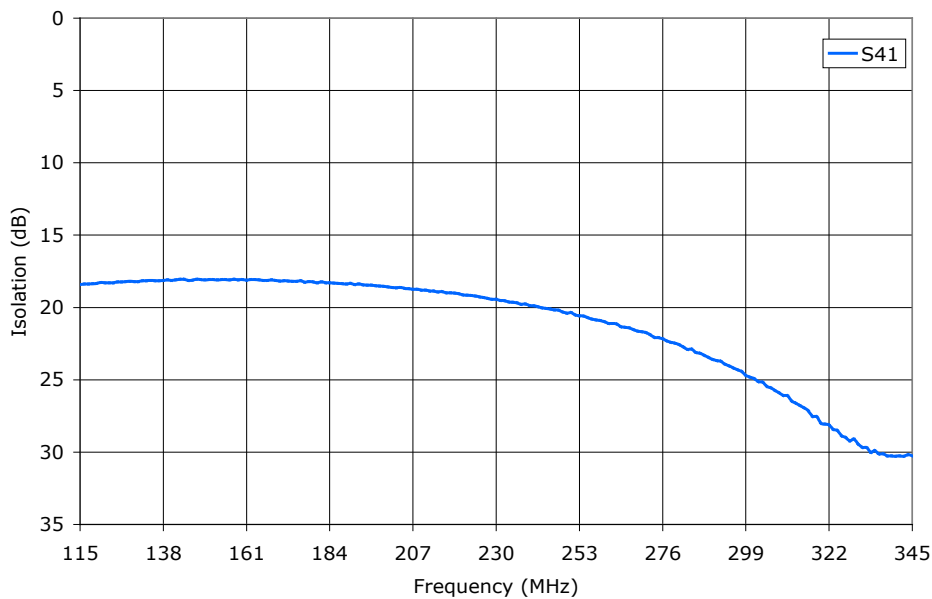
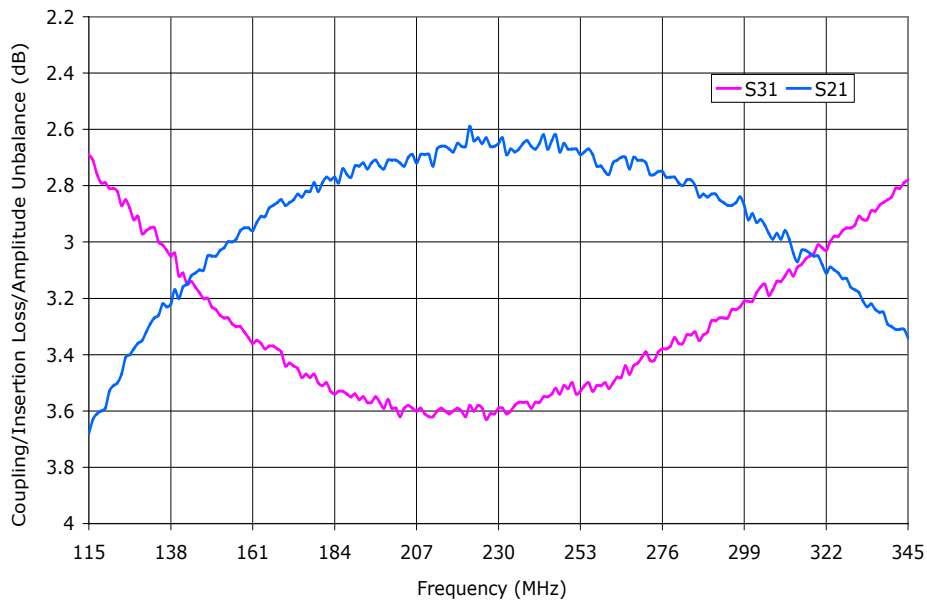
90° HYBRID

SURFACE MOUNT MODEL: SLQ-310

3:1 BANDWIDTH

115 - 345 MHz

Data @ 25°C



PERFORMANCE PLOTS

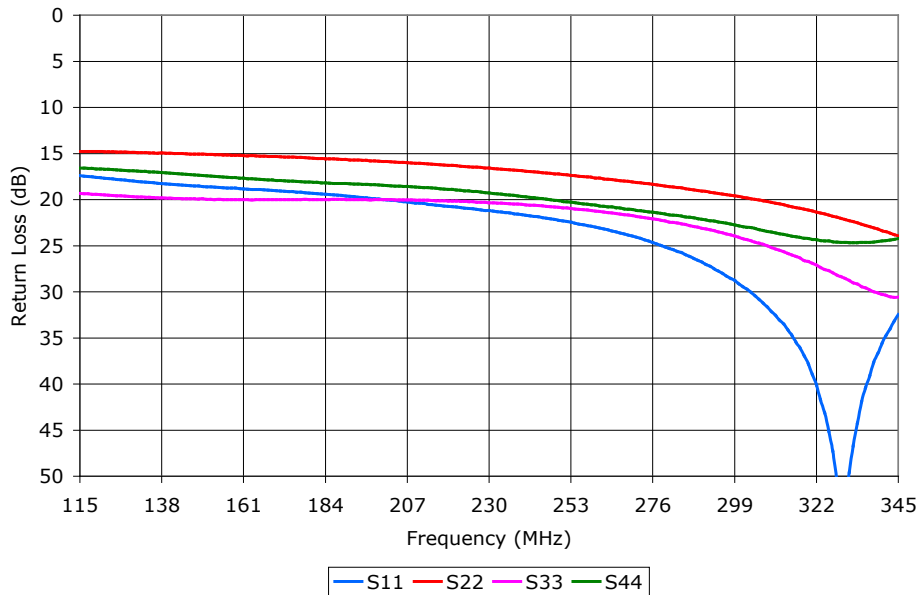
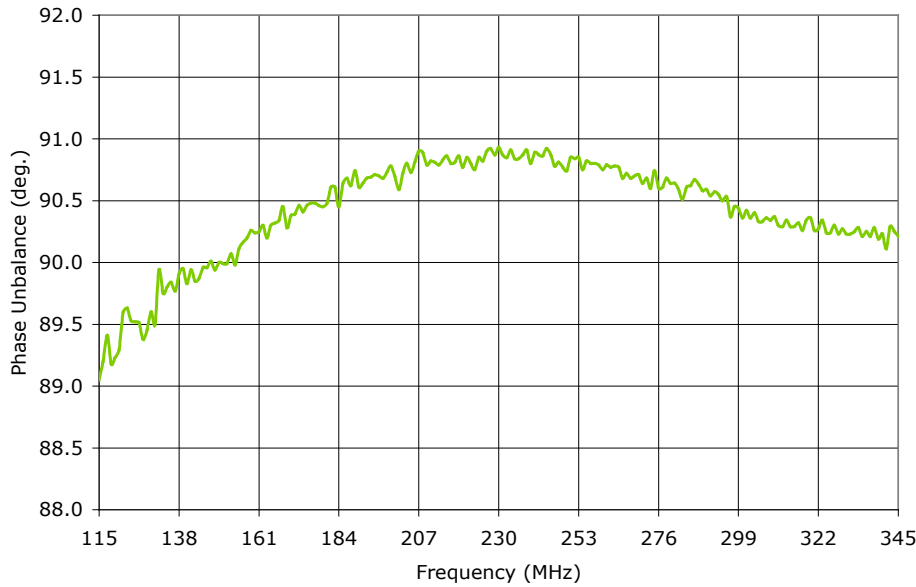
90° HYBRID

SURFACE MOUNT MODEL: SLQ-310

3:1 BANDWIDTH

115 - 345 MHz

Data @ 25°C



PERFORMANCE PLOTS



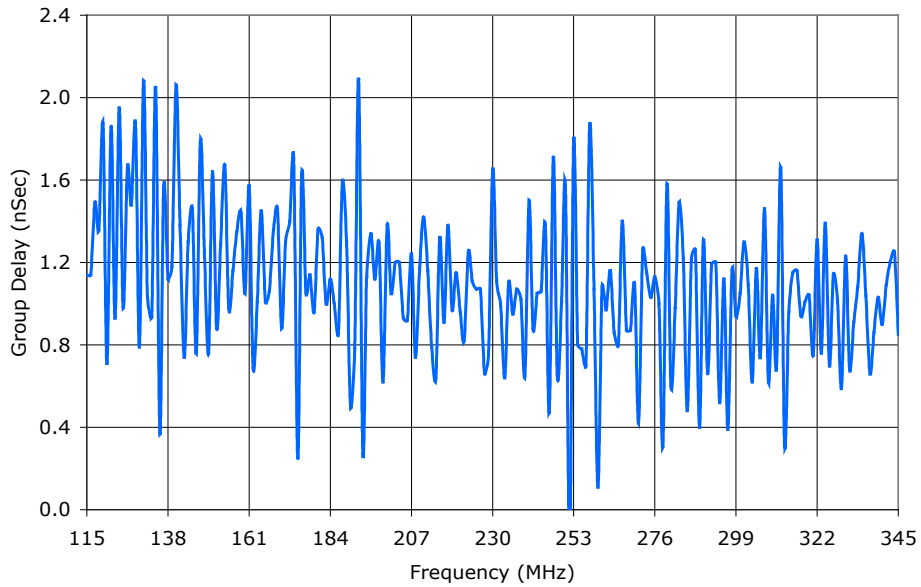
90° HYBRID

SURFACE MOUNT MODEL: SLQ-310

3:1 BANDWIDTH

115 - 345 MHz

Data @ 25°C



PERFORMANCE PLOTS



Copyright © Synergy Microwave Corporation

201 McLean Boulevard • Paterson, New Jersey 07504 • Tel: (973) 881-8800 • Fax: (973) 881-8361
E-Mail: sales@synergymwave.com • World Wide Web: <http://www.synergymwave.com>