

DIELECTRIC RESONATOR OSCILLATOR

CONNECTORIZED MODEL: DRO100

FREQUENCY

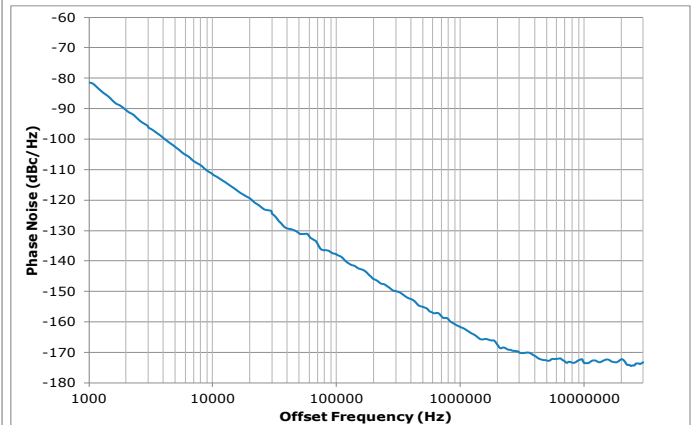
10 GHz

FEATURES:

- ▶ Exceptional Phase Noise Performance
- ▶ Lead Free RoHS Compliant



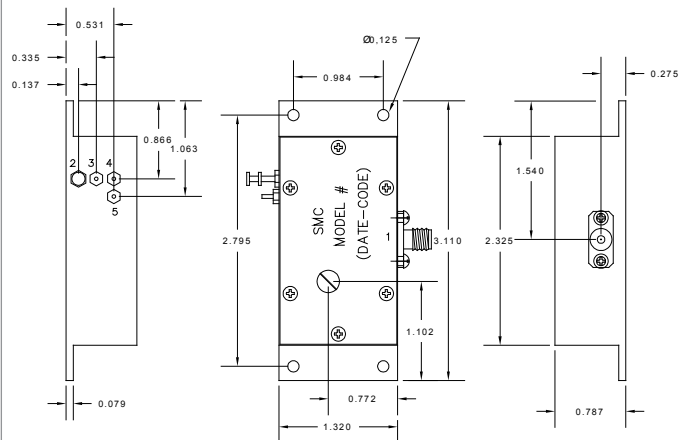
Phase Noise



SPECIFICATIONS (Rev. E 09/25/14)

Frequency	10 GHz												
Tuning Voltage	1 - 15 VDC												
Bias Voltage	+7 - 10 VDC @ 70 mA (Max.)												
Output Power	+8 dBm (Min.)												
Tuning Sensitivity	0.4 MHz/V (Typ.)												
Thermal Drift	2 ppm / °C (Typ.)												
Output Impedance	50 Ohms (Nom.)												
Harmonic Suppression	40 dBc (Typ.)												
Tuning Port Capacitance	300 pF (Typ.)												
Modulation Bandwidth	20 MHz (Typ.)												
Phase Noise	<table border="1"> <thead> <tr> <th>Offset</th> <th>dBc/Hz (Typ.)</th> </tr> </thead> <tbody> <tr> <td>1 kHz</td> <td>-81</td> </tr> <tr> <td>10 kHz</td> <td>-111</td> </tr> <tr> <td>100 kHz</td> <td>-137</td> </tr> <tr> <td>1 MHz</td> <td>-158</td> </tr> <tr> <td>10 MHz</td> <td>-166</td> </tr> </tbody> </table>	Offset	dBc/Hz (Typ.)	1 kHz	-81	10 kHz	-111	100 kHz	-137	1 MHz	-158	10 MHz	-166
	Offset	dBc/Hz (Typ.)											
	1 kHz	-81											
	10 kHz	-111											
	100 kHz	-137											
1 MHz	-158												
10 MHz	-166												
Jitter	35 fs (@ 1 kHz to 30 MHz) (Typ.)												
Operating Temperature Range	-15 to +75 °C												

Package # 391



Port Configuration

Pin 1 - RF Output
 Pin 2 - GND
 Pin 4 - Tuning Voltage V_T
 Pin 5 - Supply Voltage V_S
 Pin 3 - V Temperature

Absolute Maximum Ratings

Storage Temp. Range	-30 to +85 °C
Bias Voltage	+10.5 V
Tuning Voltage	+16.0 V
DC Voltage Applied to RF Out	±25 V

Notes:

1. Access to the tuning screw is underneath the label. Tuning screws are factory locked for optimum performance at the center frequency. Tuning of the mechanical screw can cause significant shifts in frequency and adversely affect overall performance. Warranty is void if seal over tuning screw is damaged.
2. Test data measured with bias voltage at +8V.
3. Specifications guaranteed at 10 GHz.

Copyright © Synergy Microwave Corporation

201 McLean Boulevard • Paterson, New Jersey 07504 USA

Tel: (973) 881-8800 • Fax: (973) 881-8361

E-Mail: sales@synergymwave.com • Website: <http://www.synergymwave.com>

Patents : <http://www.synergymwave.com/patents>

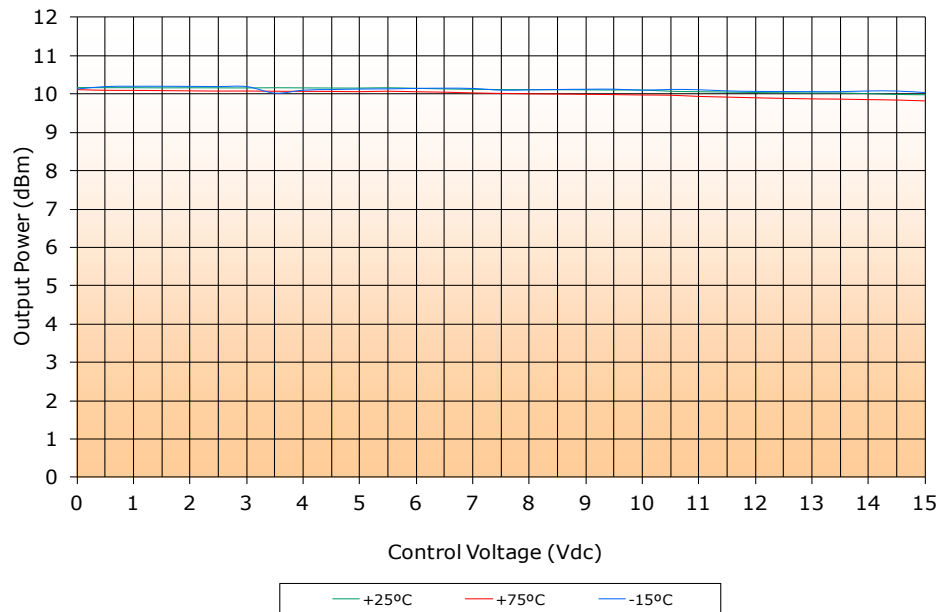
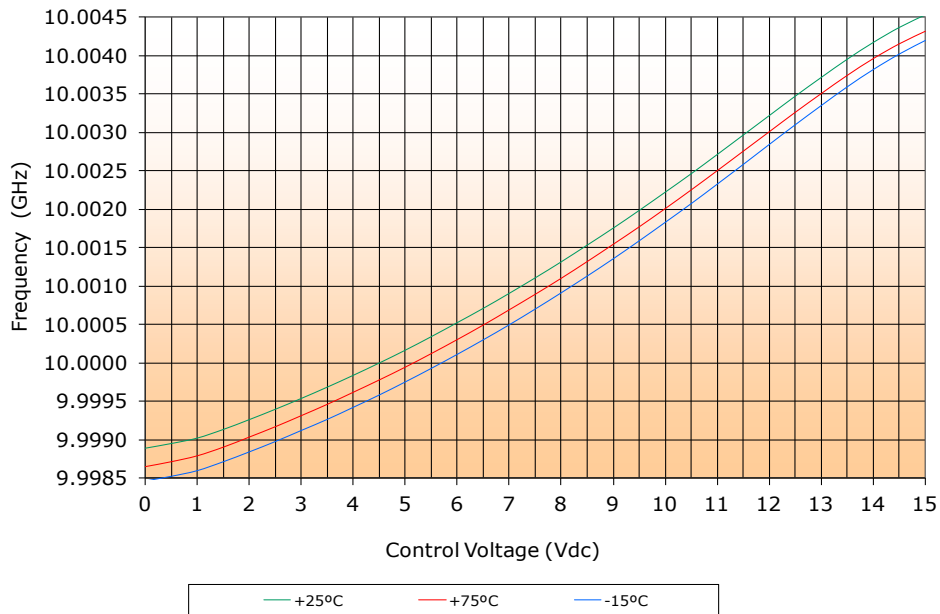


DIELECTRIC RESONATOR OSCILLATOR CONNECTORIZED MODEL: DRO100

FREQUENCY

10 GHz

PERFORMANCE PLOTS

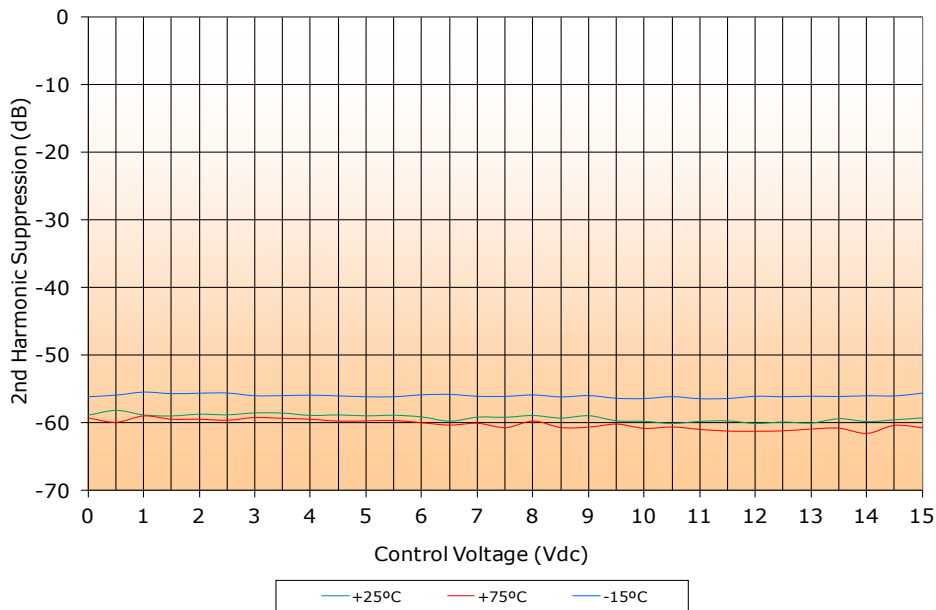
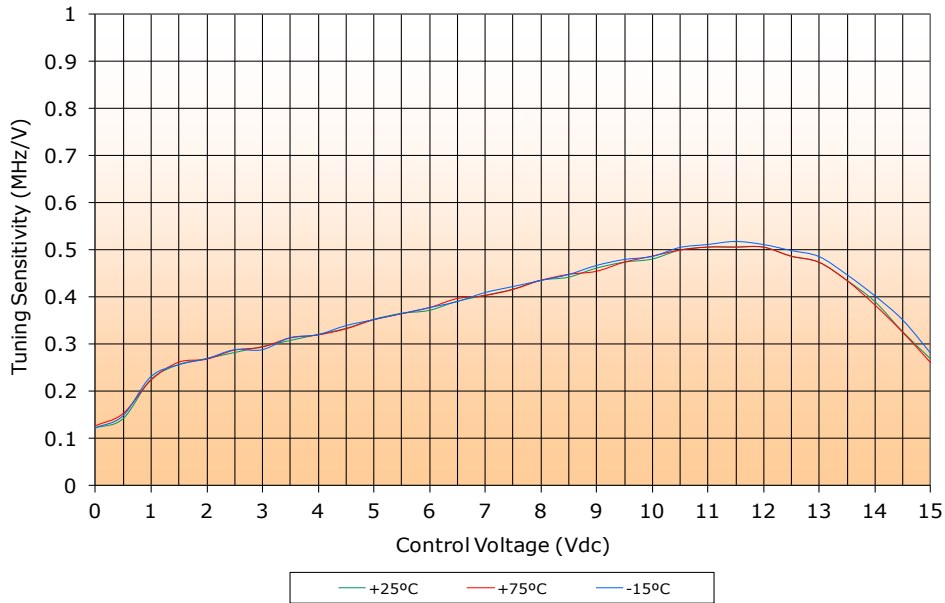


DIELECTRIC RESONATOR OSCILLATOR CONNECTORIZED MODEL: DRO100

FREQUENCY

10 GHz

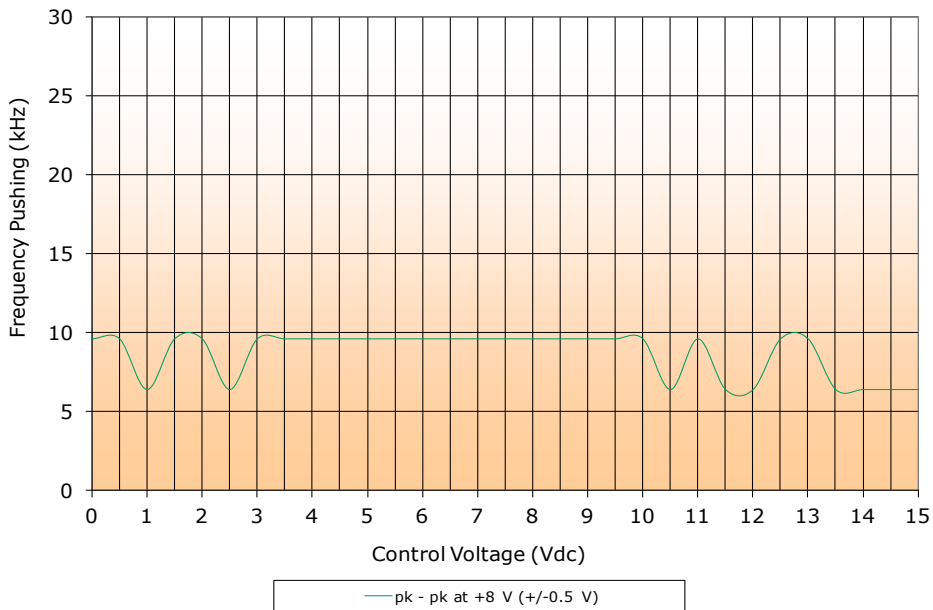
PERFORMANCE PLOTS



DIELECTRIC RESONATOR OSCILLATOR CONNECTORIZED MODEL: DRO100

FREQUENCY

10 GHz



PERFORMANCE PLOTS