

## Helping Customers Innovate, Improve & Grow



Vectron offers a High Temperature Voltage Control Crystal Oscillator (VX-708) product platform for extreme environment applications. Typical operating temperature range is from -55°C to +180°C with an absolute pull range of +/- 50 ppm.

Vectron's vertical integration in the following technical areas ensures the ability to design and manufacture state of the art high temperature frequency control products:

- BAW & SAW Design & Fabrication to produce high quality resonators.
- RF Oscillator Circuit Design.
- Established 250°C High Temperature Electronics Packaging Expertise.
- Established 250°C High Temperature Electronics Assembly & Test Expertise.
- Environmental Screening.

Vectron's manufacturing processes, from quartz resonator fabrication to oscillator electronics assembly and test, are painstakingly controlled via ISO and SPC procedures. Vectron fabricates high temperature quartz resonators using proprietary manufacturing processes designed specifically for high temperature and harsh environment applications. In order to ensure high reliability in the field, critical electrode metallization and testing processes are conducted inside state-of-the-art Class 1K cleanrooms, while oscillator assembly is conducted in Class 10K cleanrooms. All high temperature oscillators are 100% tested before delivery.

### Features

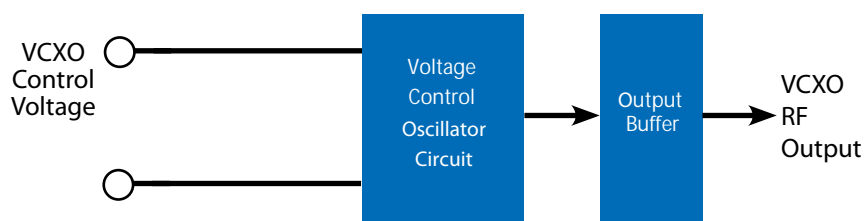
- Continuous operating temperature range -55°C to 180°C
- Low jitter and phase noise
- 3.3 Vdc operation
- 4-point crystal mount for Harsh Environment Applications
- High Shock and Vibration Survival
- Output frequency 2 MHz to 40 MHz
- Standard 5x7 mm SMD package
- RoHS compliant
- EAR99
- Made in USA

### Applications

- Oil/Gas downhole tool
- High temperature industrial process control
- Extended temperature Military/Aerospace



### Block Diagram



## Performance Specifications

Specification Parameter	Values
Frequency Range	2 MHz to 40 MHz
Supply (Vdd)	+3.30 VDC +/-5%
Current	3 mA max (typical @ 32 MHz)
Output	HCMOS compatibility
Load	15pF max
Signal Level (Vol)	0.3 VDC max
Signal Level (Voh)	3.0 VDC min
Rise & Fall Time	1ns typical / 3ns Max
Symmetry	40/60%
Operating Temperature	0 °C to +150 °C -20 °C to +180 °C -55 °C to + 180 °C
Jitter (12kHz - 20MHz)	<0.076ps
Phase Noise (@32MHz, HCMOS, 3.3V)	10 Hz - 75 dbc/ Hz 100 Hz - 105 dbc/ Hz 1 KHz - 130 dbc/ Hz 10 KHz - 150 dbc/ Hz 100 KHz - 155 dbc/ Hz 1 MHz - 160 dbc/ Hz
VCXO Control Voltage	0V to Vdd
Absolute Pull Range (APR)	operating temperature range, aging and power supply deviation. ±25ppm minimum ±50ppm minimum
Transfer Function	Positive
Linearity	±20%
Modulation Rate	dc - 1KHz
Package Size	5 x 7 mm SMD
Shock	100g, 6ms
Vibration	20g (10 to 2000Hz)

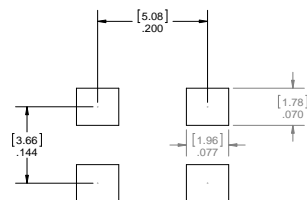
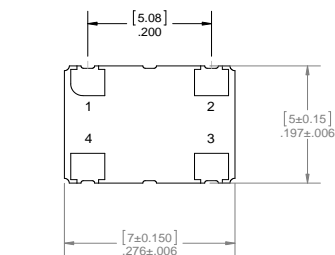
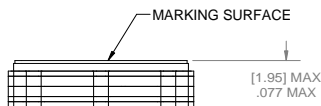
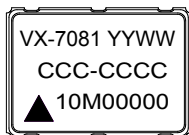
## Environmental Compliance

Environmental Compliance		
Mechanical Shock	3000g	MIL-STD-883, Method 2002.5, Condition C
Random Vibration	36.6g	MIL-STD-883, Method 2026, Condition J
Sine Vibration	30g	MIL-STD-202, Method 204, Condition G
Seal Test	Fine	MIL-STD-883 Method 1014 Condition A2
Seal Test	Gross	MIL-STD-202 Method 112 Condition D
Temperature Cycling	1000 Cycles	MIL-STD-883 Method 1010 Condition B
Acceleration	5000g Y1 axis	MIL-STD-883 Method 2001 Condition A

# Physical Specifications

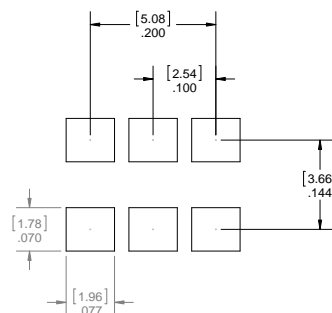
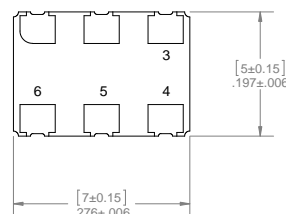
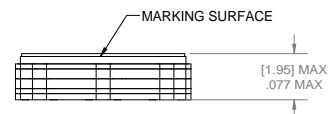
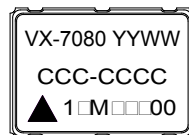
Pin Connections (4-Leads)	
1	Voltage Control
2	Case & Electrical Ground
3	RF Output
4	Vcc Power Supply Voltage

Dimensions in [mm]  
inches

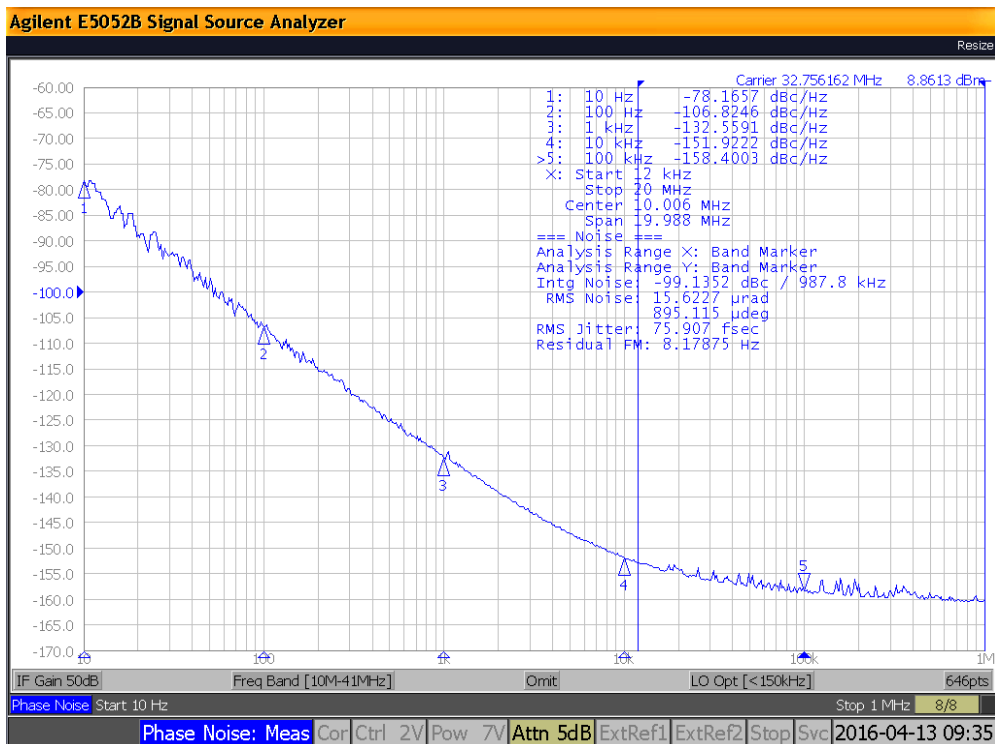


Pin Connections (6-Leads)	
1	Voltage Control
2	No Connection
3	Case & Electrical Ground
4	RF Output
5	No Connection
6	Vcc Power Supply Voltage

Dimensions in [mm]  
inches



# Phase Noise Performance



## Ordering Information

**VX - 708 0 - D A Y - F X X X - 10M0000000**

**Product Family**

High temp products

**Package Type**

708: 5x7 mm

**Package Code**

0: 6 Pads

1: 4 Pads

**Supply Voltage**

E: 3.3V ±5%

**Output**

A: HCMOS/ACMOS

**Frequency**

**Factory Use**

**Factory Use**

**Factory Use**

**APR (VX)**

F: ±25ppm

K: ±50ppm

**Temperature Range**

1: 0°C to 150°C

Z: -20°C to 180°C

Y: -55°C to 180°C

*\*Note: not all combination of options are available.  
Other specifications may be available upon request.*

## For Additional Information, Please Contact

**USA:**

Vectron International  
267 Lowell Road, Unit 102  
Hudson, NH 03051  
Tel: 1.888.328.7661  
Fax: 1.888.329.8328

**Europe:**

Vectron International  
Landstrasse, D-74924  
Neckarbischofsheim, Germany  
Tel: +49 (0) 3328.4784.17  
Fax: +49 (0) 3328.4784.30

**Asia:**

Vectron International  
68 Yin Cheng Road(C), 22nd Floor  
One LuJiaZui  
Pudong, Shanghai 200120, China  
Tel: 86.21.6194.6886  
Fax: 86.21.6914.6699

**Disclaimer**

Vectron International reserves the right to make changes to the product(s) and or information contained herein without notice. No liability is assumed as a result of their use or application. No rights under any patent accompany the sale of any such product(s) or information.