

Helping Customers Innovate, Improve & Grow



PX-990

### Features

- Ultra low Phase Noise
- Ultra low G-Sensitivity
- Vibration hardened
- Tight Tolerances
- Frequency Range 60 - 120MHz
- Standard Frequency 120MHz

### Applications

- Vibration Environment
- Airborne and Military Equipment
- Portable Equipment
- Radar

## Performance Specifications

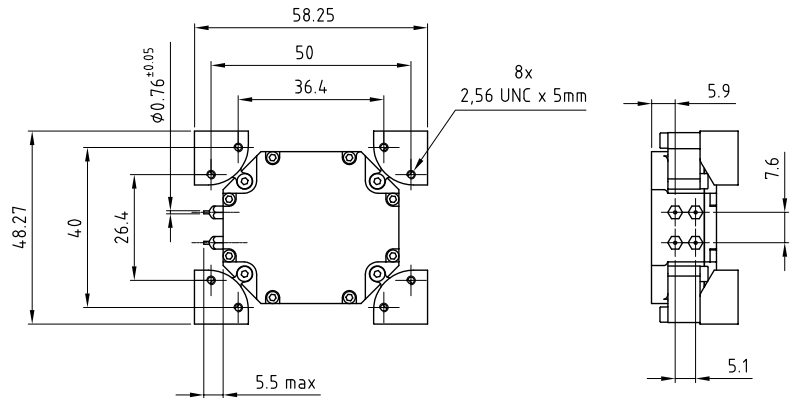
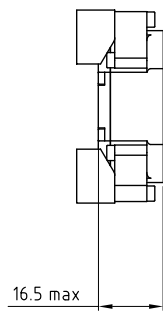
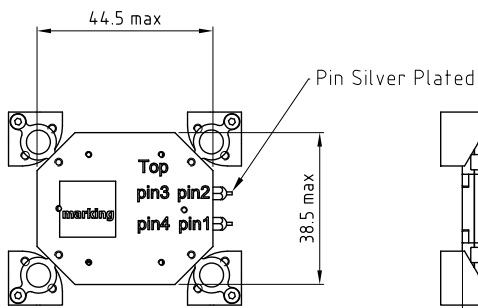
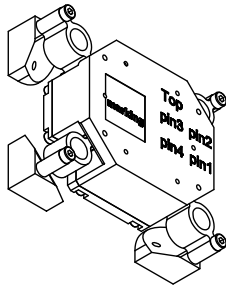
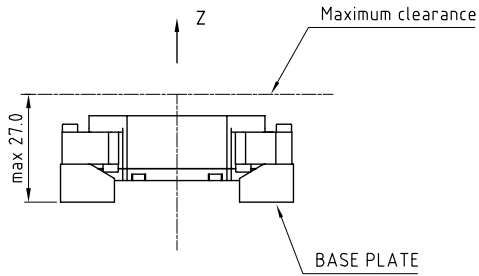
Frequency Stabilities <sup>1</sup>						
Parameter	Min	Typical	Max	Units	Condition	Options <sup>3</sup>
vs. operating temperature range (referenced to nominal frequency)	-15.0		+15.0	ppm	-20 to +70°C	
	-25.0		+25.0	ppm	-40 to +85°C	
Initial tolerance	-15.0		+15.0	ppm	25°C V <sub>s</sub> ±5% static Load ±10% static after 30 days of operation after 30 days of operation	
vs. supply voltage change	-0.1		+0.1	ppm		
vs. load change	-0.1		+0.1	ppm		
vs. aging / 1 year	-1.0		+1.0	ppm		
vs. aging / 10 years	-3.0		+3.0	ppm		

## Performance Specifications

Supply Voltage (Vs)						
Parameter	Min	Typical	Max	Units	Condition	
Supply voltage (standard)	14.25	15	15.75	VDC		
Current consumption			100	mA		
RF Output						
Signal [standard]	Sinewave				50 Ω load	
Load	45	50	55	Ohm		
Output Power	10	13	16	dBm	50 Ω load	
Harmonics			-30	dBc	50 Ω load	
Spurious			-80	dBc	50 Ω load	
Additional Parameters						
Phase Noise <sup>2</sup>		-90		dBc/Hz	10 Hz	@ 120 MHz 13 dBm sinewave no vibration
		-125		dBc/Hz	100 Hz	
		-153		dBc/Hz	1 kHz	
		-167		dBc/Hz	10 kHz	
		-173		dBc/Hz	100 kHz	
	-175		dBc/Hz	1 MHz		
G-Sensitivity		0.5		ppb/g	without shock absorbers <sup>3</sup>	
Weight		55	75	g		
Processing & Packing	Handling & Processing Note					
Additional Environmental Conditions						
Random Vibration	MIL-STD-202G; Method 214A; Cond H					
Shock	MIL-STD-202G; Method 213B; 15 g / 20 ms (for softest shock absorber i.e. lowest resonance frequency)					
Solderability	JEDEC J-STD-002: non RoHS compliant					
Solvent Resistance	non-washable device					
Absolute Maximum Ratings						
Supply voltage (Vs)			16.0	V		
Output Load	45		55	Ω		
Operable Temperature Range	-40		+85	°C		
Storage Temperature Range	-40		+105	°C		

## Outline Drawing / Enclosure

Parameter	Min	Typical	Max	Units	Condition
G295 including vibration isolators. Mechanical resonance frequency	35		110	Hz	Please specify vibration profile and phase noise max values under vibration



Dimensions in mm

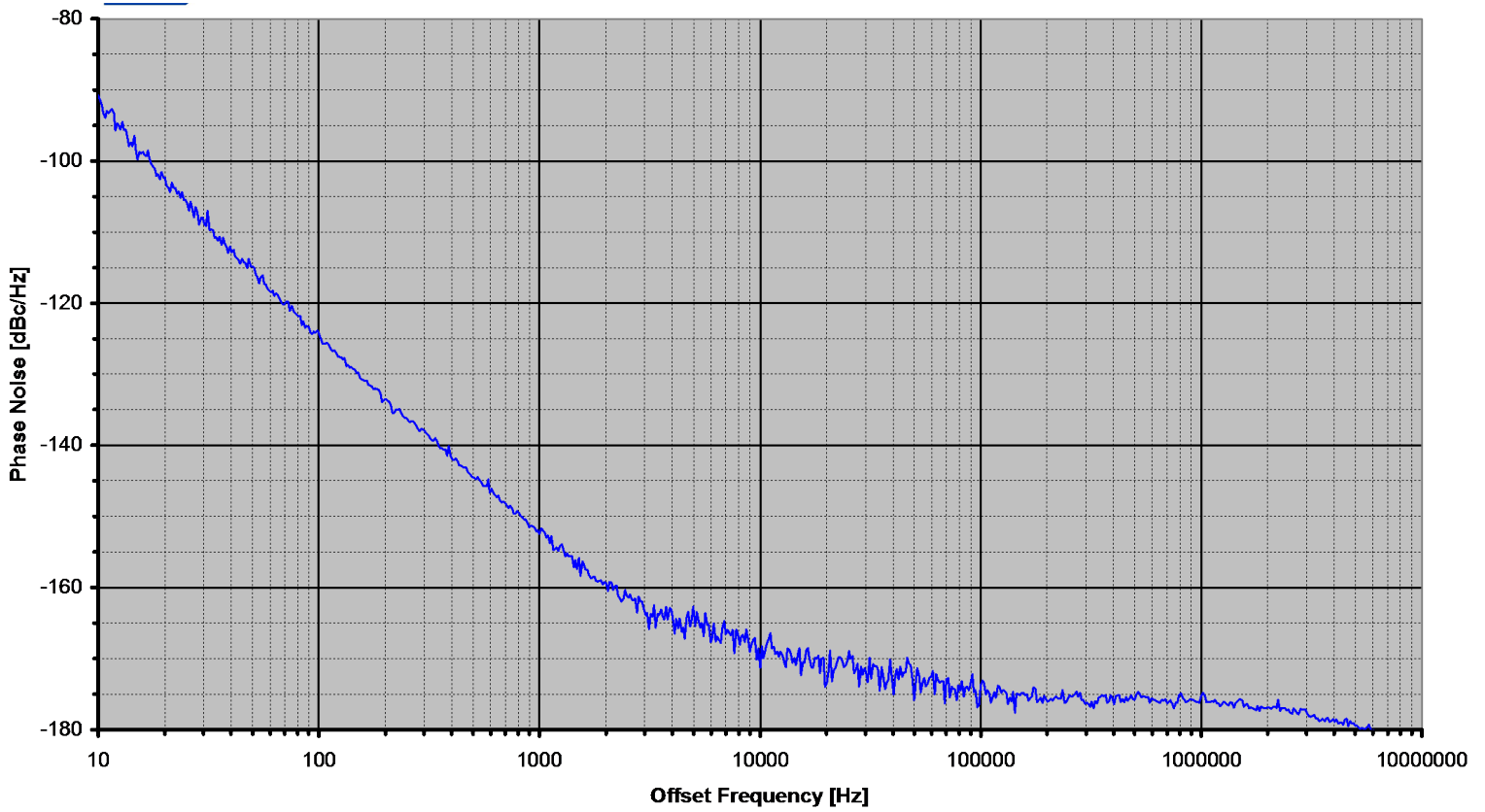
Pin Connections	
1	N.C.
2	Supply Voltage (Vs)
3	RF-Output
4	Ground (Case)

## Housing Options

Parameter	Note
G295 Standard with vibration isolators	Option please specify vibration profile and phase noise max values under vibration
G313 without vibration isolators	Option please specify vibration profile and phase noise max values under vibration

**Note:** Customized housings are possible. Please specify housing and vibration profile and phase noise max values under vibration

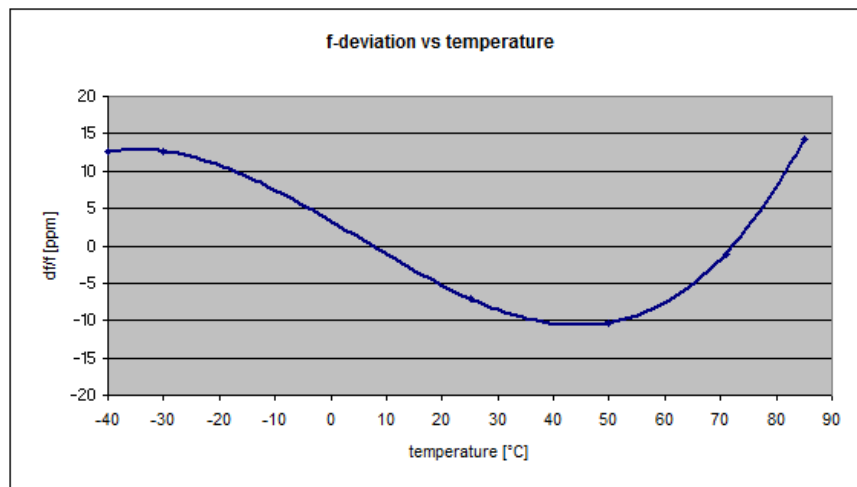
## Typical Phase Noise @ 120 MHz without vibration



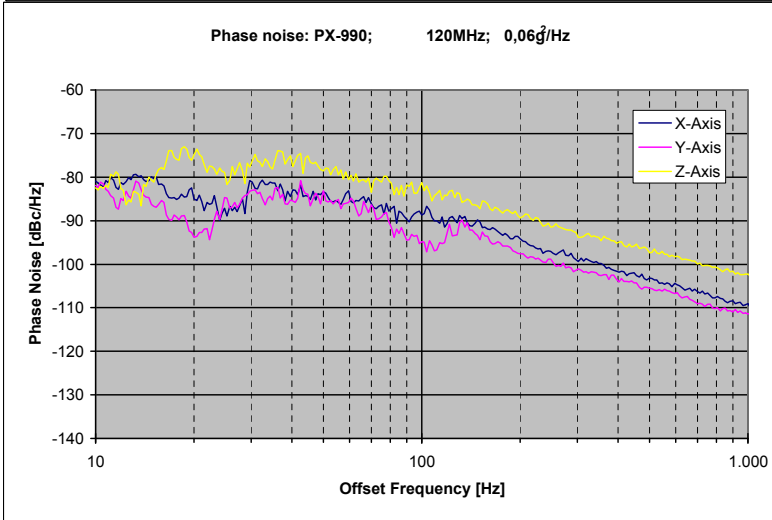
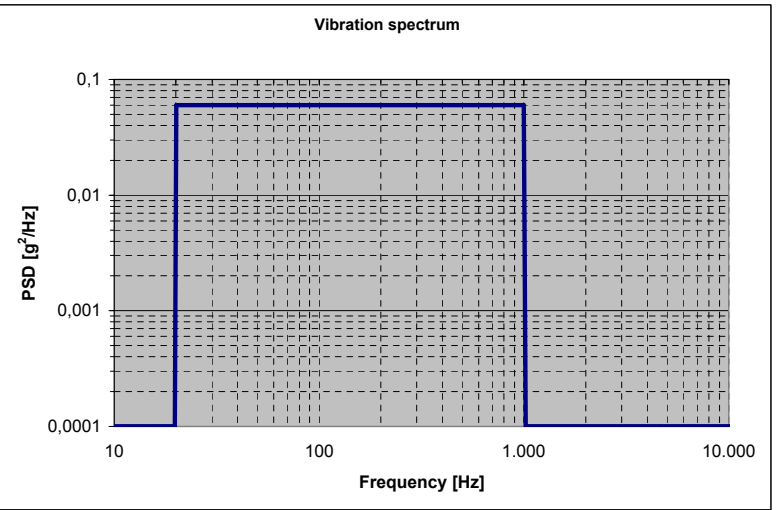
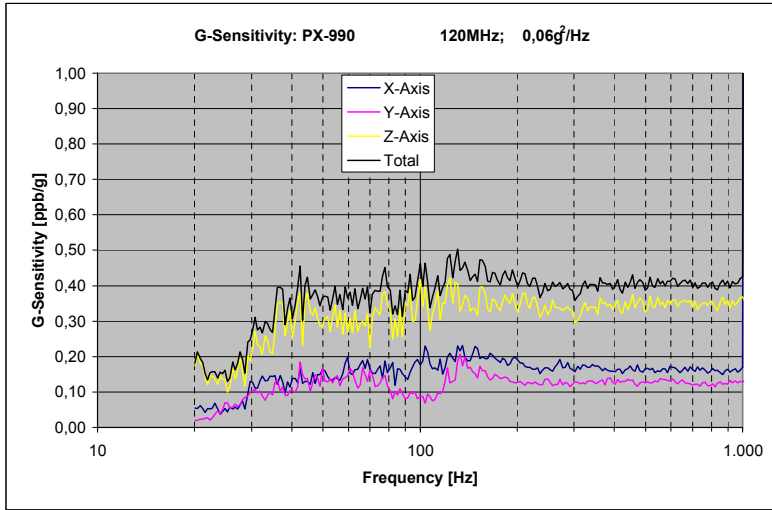
## Typical Frequency Stability vs Temperature

### Frequency and Pout vs. Temperature

Specification:	PX-990-0001	29.11.2010
Frequency:	120,000 MHz	
Osc.-No.:	SN1	



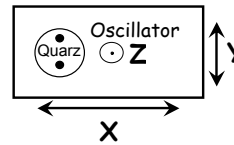
# Typical G-Sensitivity @120 MHz without shock absorber



Calculation equation according to Vig-Tutorial

g-sensitivity: 
$$G = \frac{2 \cdot f_v}{A_{peak} \cdot f_0} \cdot 10^{\frac{L(f)}{20}}$$

Peak g-level: 
$$A_{peak} = \sqrt{PSD \cdot 2}$$



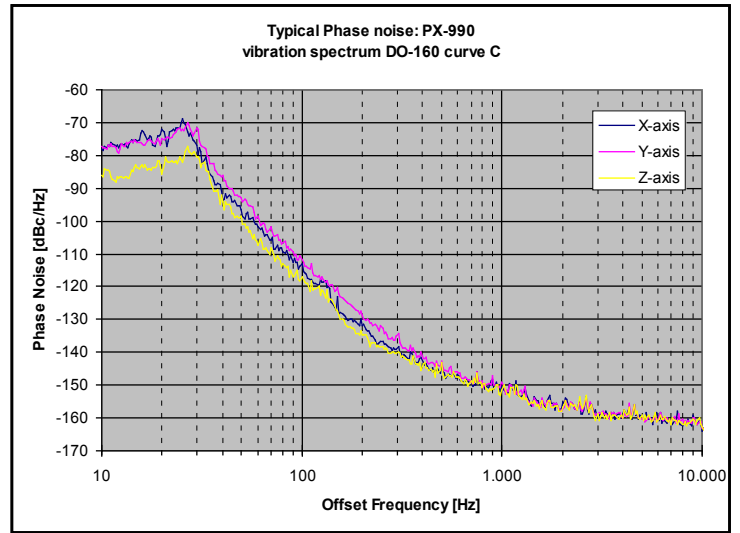
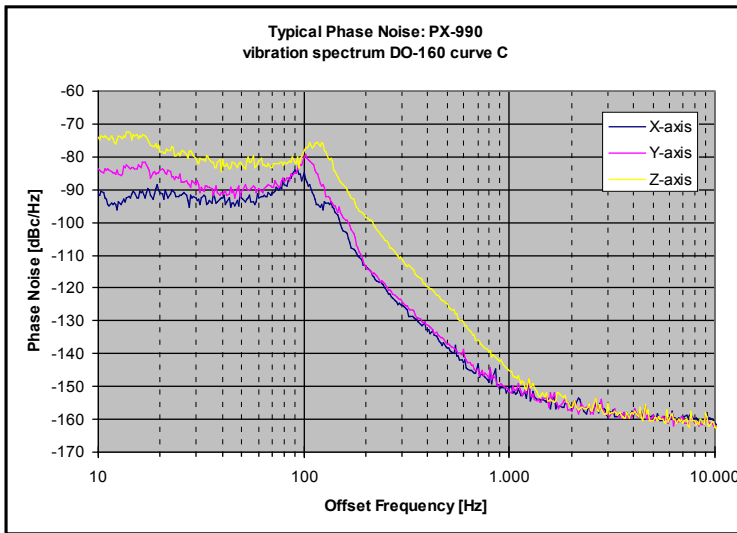
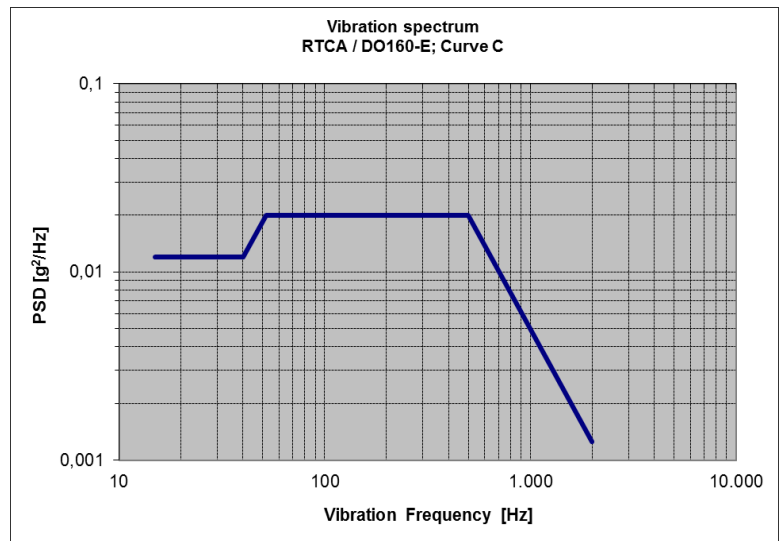
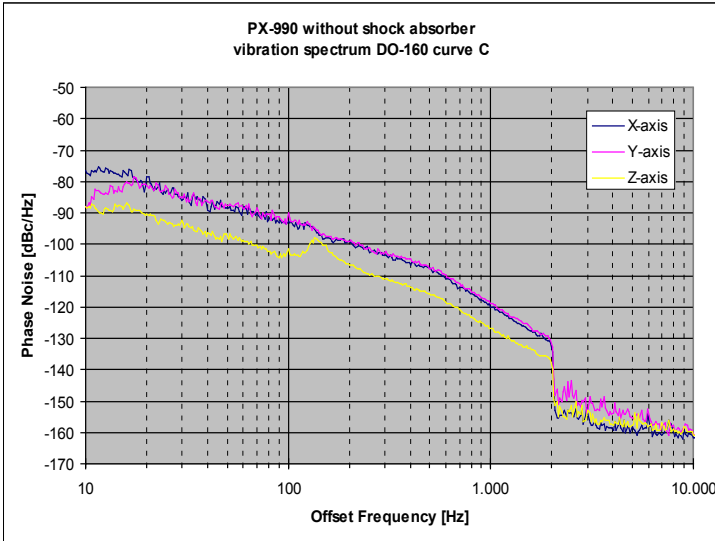
## Notes:

1. Contact factory for improved stabilities or additional product options. Not all options and codes are available at all frequencies.
2. Phase noise degrades with increasing output frequency.
3. Contact factory for availability.

Unless other stated all values are valid after warm-up time and refer to typical conditions for supply voltage, frequency control voltage, load, temperature (25°C).

Subject to technical modification.

## Typical Phase Noise @ 120 MHz with vibration



## Ordering Information

All Oscillators from the 990s Product Group are Customized. Please include your complete specification, including vibration profile and required phase noise and phase noise under vibration to your inquiry.

## For Additional Information, Please Contact

### USA:

Vectron International  
267 Lowell Road, Suite 102  
Hudson, NH 03051  
Tel: 1.888.328.7661  
Fax: 1.888.329.8328

### Europe:

Vectron International  
Landstrasse, D-74924  
Neckarbischofsheim, Germany  
Tel: +49 (0) 7268.801.100  
Fax: +49 (0) 7268.801.282

### Asia:

Vectron International  
68 Yin Cheng Road(C), 22nd Floor  
One LuJiaZui  
Pudong, Shanghai 200120, China  
Tel: +86 21 6194 6886  
Fax: +86 21 6194 6699

### Disclaimer

Vectron International reserves the right to make changes to the product(s) and or information contained herein without notice. No liability is assumed as a result of their use or application. No rights under any patent accompany the sale of any such product(s) or information.