

Power Wirewound Resistors Non Flammable



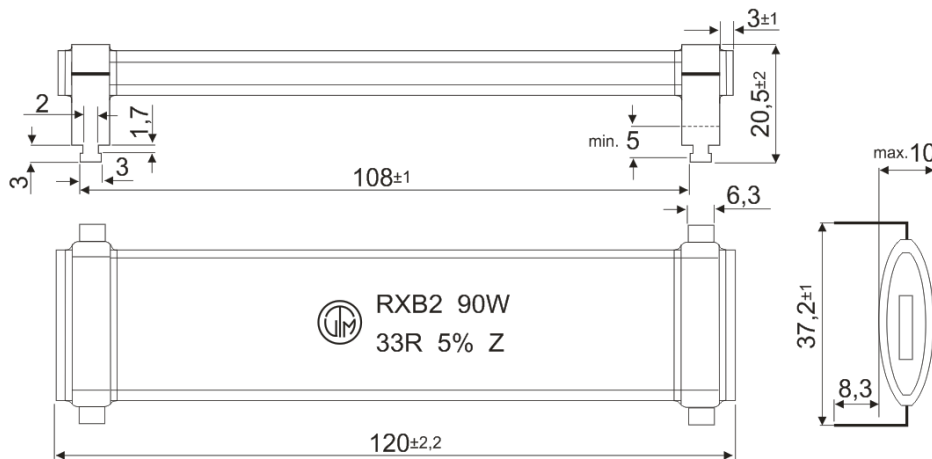
ELECTRICAL SPECIFICATIONS

Type	RXB2-90	
<u>Nominal Power rating</u> P_{25}	[W]	90
<u>Resistance range</u>	Min	0R1
	Max	27K
<u>E-Series</u>		E24
<u>Tolerances</u>	± [%]	Rmin. ...Rmax.: ±10 R≥ 1R: ±5
<u>Temperature range</u>	[°C]	-50 ... +250
<u>Dielectric withstanding voltage</u> <i>IEC115-1 clause 4.7 (1[min])</i>	[V] _{RMS}	1000
<u>Max. working voltage</u>	[V] _{RMS}	1400

PERFORMANCE DATA

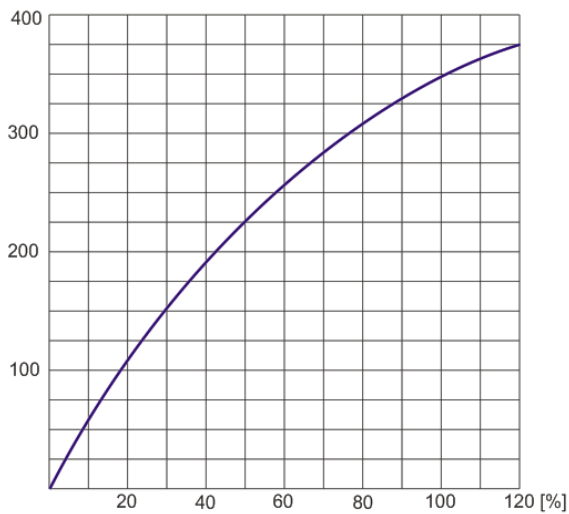
<u>Derating linear</u>	[°C]	70...250 (0W)
<u>Endurance</u> <i>IEC60115-1 clause 4.25</i> <i>(P_{25}, @ 70[°C], 1000[h])</i>	± [%]	5,0
<u>Flame retardant</u> <i>(100 – 600[%]rated power load)</i>		No evidence of flaming or arcing
<u>Short Time Overload</u> <i>IEC60115-1 clause 4.13</i> <i>($U=1000\% \cdot P_{25}$), 5 [s])</i>	± [%]	2
<u>Temperature shock</u> <i>IEC115-1 clause 4.19</i>	± [%]	2
<u>Vibration</u> <i>IEC60115-1 clause 4.22</i> <i>(1,5[mm] 10–55[Hz/1minute], X, Y, Z 2[h/each])</i>	± [%]	No damage
<u>Terminal Tensile Strength</u>	[N]	45
<u>Resistance to soldering heat</u> <i>IEC115-1 clause 4.18</i> <i>(350^{±5}[°C], 2[h])</i>	± [%]	2
<u>Solderability</u> <i>IEC 60068-2-20</i> <i>(270^{±10}[°C], 5^{±0.5}[s])</i>		Solder bath method (Min. 75% coverage)
<u>Marking</u> <i>IEC60062</i>		Printed in clear

DIMENSIONS [mm]

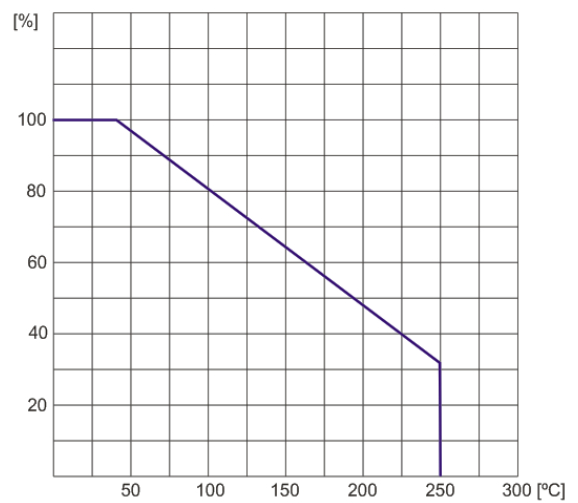


ELECTRICAL CHARACTERISTICS

Temperature Rise Curve



Derating Curve



ORDERING EXAMPLE

RXB2-90	5	B	22R
Type	Tolerance	Pack-Code	R-Value