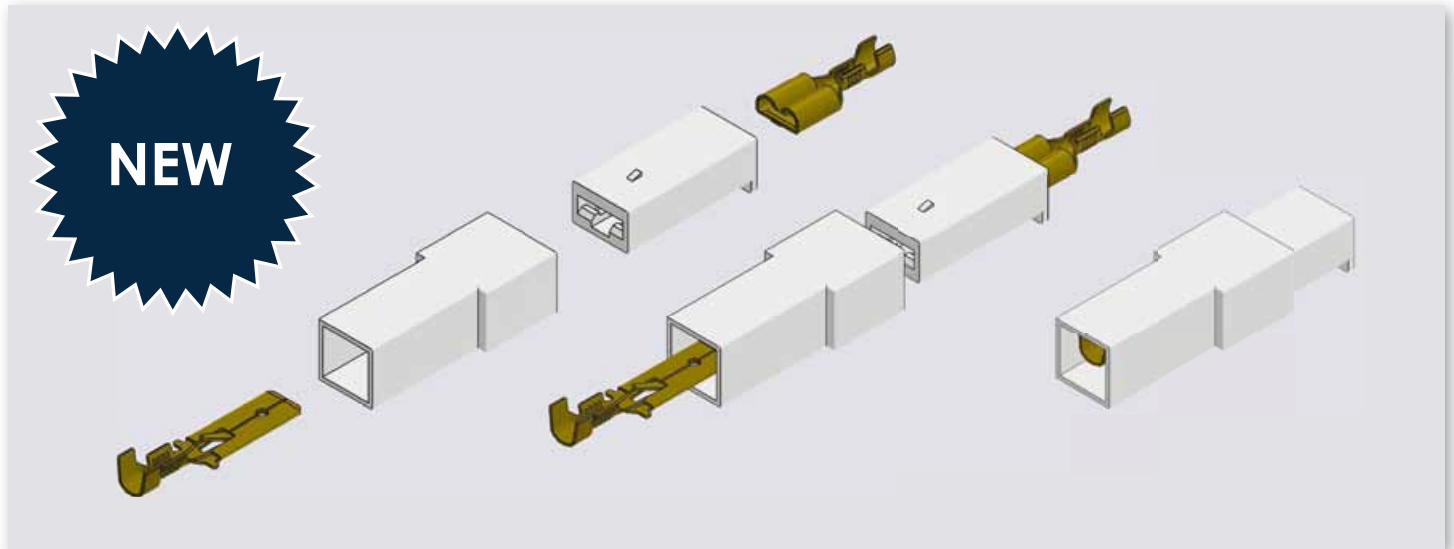


Blade receptacles and tab connectors with snap-in pin and matching sleeves


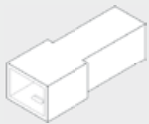








We now offer tab connectors and receptacles with a snap-in pin and matching sleeves, in the standard sizes of 2.8mm, 4.8mm and 6.3mm. The blade receptacles and tab connectors are fed into the corresponding sleeves. Here the snap-in pin prevents the compo-

nent from unintentionally slipping out of the sleeve. With just a few clicks you have a connection that is protected against touch and unintended contact.

We also offer multiple-pin sleeves so that it is not necessary to offer all the connectors separately. This

makes for tidiness, saves on time and money, and simplifies the assembly work. This also allows one to quickly remove the connectors, for example when several components have to be taken out of a housing for repairs.

Size	tab connector	Sleeve, 1-pin, for tab connectors	Sleeve, 2-pin, for tab connectors	Sleeve, 4-pin, for tab connectors
				
2.8mm	3799z08.60	3931z1pa	–	–
4.8mm	3807z05.60	3936z1pa	–	–
6.3mm	3836z08.60	3938z1pa	3938z2pa	3938z4pa

Size	blade receptacle	Sleeve, 1-pin, for blade receptacles	Sleeve, 2-pin, for blade receptacles	Sleeve, 4-pin, for blade receptacles
				
2.8mm	3769h08.60	3931h1pa	–	–
4.8mm	3800h05.60	3936h1pa	–	–
6.3mm	3831h08.60	3938h1pa	3938h2pa	3938h4pa