


B2.2R

2 WATT DC/DC CONVERTER, SINGLE & MULTIPLE OUTPUTS



FEATURES

- ▶ **ECONOMY LINE**
- ▶ **WIDE INPUT VOLTAGE RANGE**
- ▶ **REGULATED OUTPUT**
- ▶ **24 PIN DIL PACKAGES**
- ▶ **PI INPUT FILTER**

ELECTRICAL SPECIFICATIONS

All specifications are typical at nominal input, full load

INPUT SPECIFICATIONS

Input Voltage..... $\pm 10\%$
 Input Filter..... PI-Network

OUTPUT SPECIFICATIONS

Output Voltage Accuracy..... $\pm 5\%$
 Efficiency..... 65% typ.
 Over-Current Protection..... Built-in (Automatic Recovery)
 Ripple 50 mVp-p (DC to 100MHZ)
 Line Regulation..... $\pm 0.5\%$
 Line Filter..... Built-in
 Load Regulation..... $\pm 0.5\%$

GENERAL SPECIFICATIONS

Isolation Voltage
 Primary to Secondary..... DC 500V/ 1min. 5mA
 Primary to Case..... DC 500V/ 1min. 5mA
 Secondary to Case..... DC 500V/ 1min. 5mA
 Isolation Resistance..... 100M -ohms

ENVIRONMENTAL SPECIFICATIONS

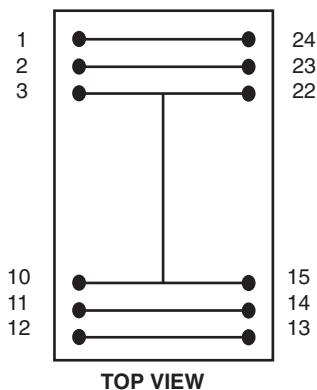
Operating Temperature -25 ~ +70°C
 Temperature Coefficient..... $\pm 0.05\%/^{\circ}\text{C}$
 Humidity..... 30%~95% RH
 Storage Temperature..... -55°C ~ +125°C

PHYSICAL SPECIFICATIONS

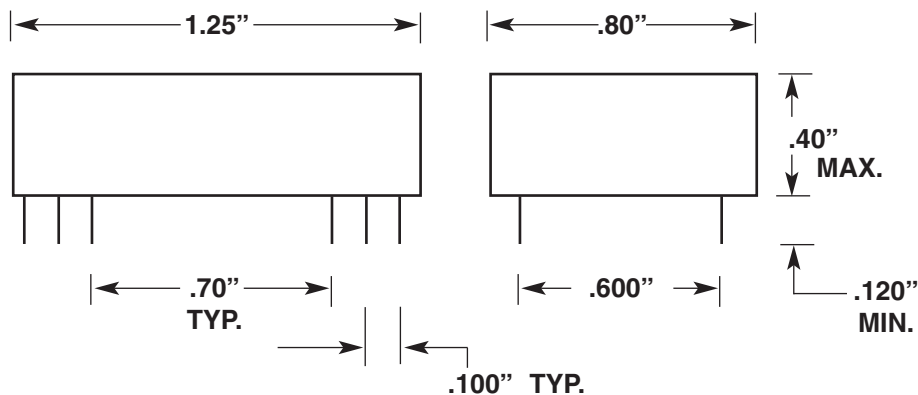
Case Material.....UL 94V-0 Plastic
 Dual In-Line Pin Configuration

Series

PART NUMBER	INPUT VOLTAGE	OUTPUT VOLTAGE	OUTPUT CURRENT	EFFICIENCY
B2.2R - 0505	5 VDC	5 VDC	400 mA	60 %
B2.2R - 0512		12 VDC	180 mA	62 %
B2.2R - 0515		15 VDC	150 mA	66 %
B2.2R - 0505D		±5 VDC	±100 mA	52 %
B2.2R - 0512D		±12 VDC	±90 mA	60 %
B2.2R - 0515D	±15 VDC	±75 mA	62 %	
B2.2R - 1205	12 VDC	5 VDC	400 mA	60 %
B2.2R - 1212		12 VDC	180 mA	62 %
B2.2R - 1215		15 VDC	150 mA	66 %
B2.2R - 1205D		±5 VDC	±100 mA	52 %
B2.2R - 1212D		±12 VDC	±90 mA	60 %
B2.2R - 1215D	±15 VDC	±75 mA	62 %	
B2.2R - 2405	24 VDC	5 VDC	400 mA	60 %
B2.2R - 2412		12 VDC	180 mA	62 %
B2.2R - 2415		15 VDC	150 mA	66 %
B2.2R - 2405D		±5 VDC	±100 mA	52 %
B2.2R - 2412D		±12 VDC	±90 mA	60 %
B2.2R - 2415D	±15 VDC	±75 mA	62 %	



Pin Connections		
PIN	SINGLE OUTPUT	DUAL OUTPUT
1	+Vin (Vcc)	+Vin (Vcc)
2	No function	-Vout
3	No function	Common
10	-Vout	Common
11	+Vout	+Vout
12	-Vin (GND)	-Vin (GND)
13	-Vin (GND)	-Vin (GND)
14	+Vout	+Vout
15	-Vout	Common
22	No function	Common
23	No function	-Vout
24	+Vin (Vcc)	+Vin (Vcc)



NOTE:

All specifications typical and nominal / full load and 25°C unless otherwise noted.
 Avoid sustained operation in overload or dead short conditions.
 Specifications subject to changes without notice.