

OPTIONS SELECTION GUIDE

DC/DC CONVERTERS AND AC/DC POWER SUPPLIES

Option	E	FE	L	N	T	VLK	W
B						•
B5	•		•	•			•
J	•						•
K	•				•		•
K2	•						•
L	•						•
M	•						•
N	•				•		•
P	•						•
T	•	•	•	•			•
UK	•				•		•

DESCRIPTIONS OF THE OPTIONS LISTED ABOVE:

- B** 8 screw terminal strip in lieu of pins. See diagram for electrical and mechanical information.
 - B5** 5 screw terminal strip in lieu of pins. See diagram for electrical and mechanical information.
 - J** Faraday shielding
 - K** AC input, 200 to 252VAC at 50 to 440Hz
 - K2** AC input 105 to 125VAC and 200 to 252VAC at 50 to 440Hz. See diagram for electrical and mechanical information. (Strappable)
 - L** Banana jacks, toggle switch, and line cord
 - M** 2.2" spacing on AC input pins
 - N** AC input, 90 to 110VAC, at 50 to 440Hz
 - P** AC in line cord
 - T** 5 screw terminal strip in lieu of pins. See diagram for electrical and mechanical information. When specifying the T option, allow for increase in case height to next higher increment. Example: W15S500, 1.55"H case W15S500T, 2.0"H case
 - UK** AC input, 216 to 265VAC, at 50 to 440Hz
- Note:** Not all options available on every unit. Case sizes may change depending on options chosen.

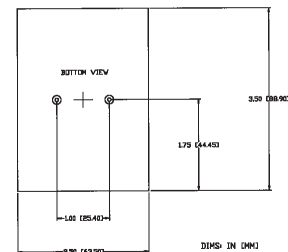
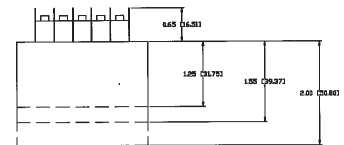
PIN CONNECTIONS FOR OUR MOST REQUESTED OPTIONS

Pin	Option B (AC Input) Single Output	Option BK2 (AC Input) 110 Volts In / Single
Outputs		
1	AC in	AC in
2	Shield (if used)	Connect to terminal #1
3	AC in	Connect to terminal #4
4	N/C	AC in
5	N/C	N/C
6	+ Vout	+ Vout
7	N/C	Common**
8	Common	- Vout

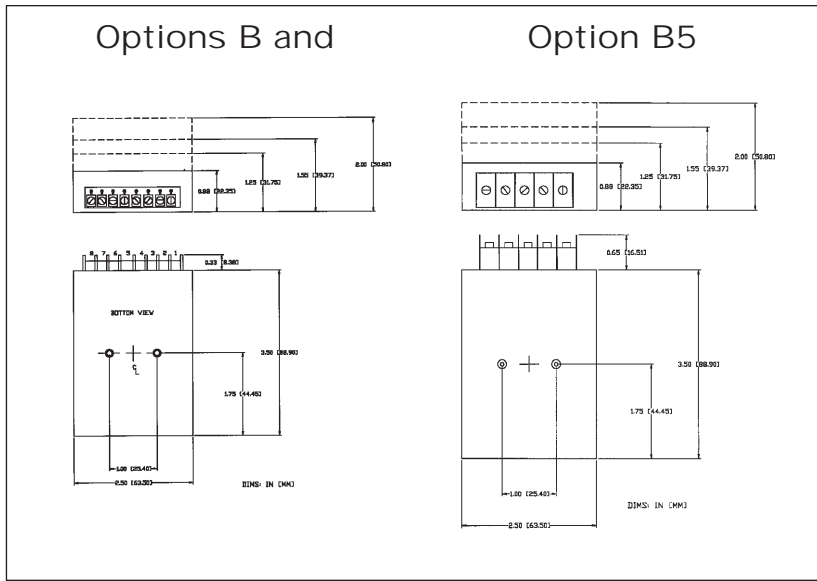
Dual Output		220 Volts In
1	AC in	AC in
2	Shield (if used)	Connect to terminal #3
3	AC in	Connect to terminal #2
4	N/C	AC in
5	N/C	N/C
6	+ Vout	+ Vout
7	Common	Common**
8	- Vout	- Vout

Triple Output	
N/A on E Series	
1	AC in
2	Shield (if used)
3	AC in
4	+ 5 VDC
5	5 VDC return
6	+ Vout
7	Common
8	- Vout

Option T



Pin	Option T (AC Input) Single Output	Option B5 (AC Input) Single Output
1	AC in	AC in
2	AC in	AC in
3	+ Vout	+ Vout
4	N/C	N/C
5	Common	Common



CUSTOMIZATIONS AVAILABLE UPON REQUEST:

- Output voltage trim
- Custom pin configurations
- Threaded mounting inserts
- 3.3 Volt (and lower) outputs available
- Other voltages and currents
- Chassis-mountable configurations
- Flying leads
- Extended temperature range
- Additional input and output filtering
- High voltage outputs
- Remote sense
- Remote on/off
- Over voltage temperature shutdown

Pin	Option T (AC Input) Dual Output	Option B5 (AC Input) Dual Output
1	AC in	AC in
2	AC in	AC in
3	+Vout	+Vout
4	Common	Common
5	-Vout	-Vout
(DC Input) Single Output (DC Input) Single Output		
1	+ DC in	+ DC in
2	- DC in	- DC in
3	+ Vout	+ Vout
4	N/C	N/C
5	Common	- Vout
(DC Input) Dual Output (DC Input) Dual Output		
1	+DC in	+ DC in
2	- DC in	-DC in
3	+Vout	+ Vout
4	Common	Common
5	-Vout	-Vout

** Common not used on single output modules.

3.3 V Option

- 3.3 Volt Outputs available for production quantities on most all of our DC/DC converters.
- Consult factory for more details.