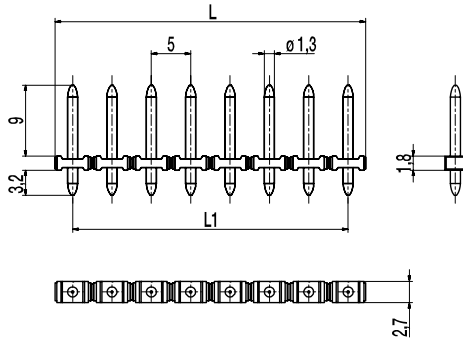



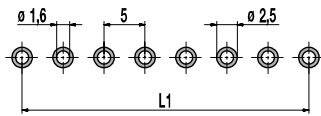
Pin strip for THR

971-SLR-THR-1,3

Soldering/plug-in area \varnothing 1,3 mm



PCB Layout



$L1 = (\text{No. of poles} - 1) \times \text{pitch}$
 Solder paste thickness: 0,15 - 0,2 mm
 Solder pad diameter: \varnothing 2,5 mm

971-SLR-THR-1,3 is a pin strip with a pitch of 5 mm for the application in a reflow soldering process. The high temperature resistant plastic housing has a very high CTI value and is equipped with spacers, so-called "Stand-offs", which ensure a better hot-air circulation during the reflow soldering process in the convection oven. Beyond this, they assure an improved optical control of the solder joints.

The pin strip 971-SLR-THR-1,3 comes with a constant pin \varnothing of 1,3 mm and is usable with all WECO plug connectors (see general information). Furthermore we recommend this pin strip for small numbers of poles and for the series of 115-F for all numbers of poles. The obtained plug-in and pull-out forces are comfortable. For the automatic assembling all pin strips of this series are packed in Tape-on-Reel and equipped with high temperature resistant Pick Caps, which can easily be removed after the soldering process.

Part Numbers

No. of poles	971-SLR-THR-1,3	Length	PU
2	12.893.805	9,50	1000
3	13.893.805	14,50	500
4	14.893.805	19,50	500
5	15.893.805	24,50	250
6	16.893.805	29,50	250
8	18.893.805	39,50	250
10	20.893.805	49,50	100
11	21.893.805	54,50	100
12	22.893.805	59,50	100

General Information

Pitch	5 mm
No. of poles	2 - 12
Usable with	plug connectors of series 115-F, 950-FL-DS, 950-TFL-DS, 950-NAF-DS, 950-GFL-DS, 950-NLFL-DS, 950-RFL-DS

Technical Data

Overvoltage Category	III	III	II
Pollution Severity Level	3	2	2
Rated Voltage	250 V	320 V	630 V
Rated Impulse Voltage	4 kV	4 kV	4 kV
Rated Insulation Voltage	250 V acc. to EN 60998-1		
Rated Current	10 A		
Soldering process	Wave solder & reflow solder		
Hole in PCB	\varnothing 1,6 mm		
PCB thickness	Wave solder max. 1,6 mm; reflow solder 1,6 - 3,2 mm		

Material

Moulding	PA HT, black, V-0
Comparative Tracking Index	CTI \geq 600
Insulating Group	I
Temperature Range	-40°C up to 120°C; reflow solder temperature (Peak) max. 260°C (15-30 s)
Solder pin	\varnothing 1,3 mm; tin plated brass

Approvals

	Current	Voltage	Group	AWG	Nm
	10 [1]	300	B		
	10 [1]	300	B		

[1] Above headers with 1.0 or 1.1 mm dia. pins are rated 12A max. with manufacturer's Cat. No. 120-W-111 terminal blocks. Above headers with 1.1 mm or 1.3 mm dia. pins are rated 12A max. with 115-F-111, 115-F-211 and 115-F-118 terminal blocks.

Options / Accessories

- Other plug pin lengths on request
- Other solder pin surfaces on request

Part Numbers: Tape-on-Reel

No. of poles	971-SLR-THR-1,3	Tape Width	Tape Height	PU
2	12.893.805.A00	32 mm	15,9 mm	500
3	13.893.805.A00	32 mm	15,9 mm	500
4	14.893.805.A00	56 mm	15,9 mm	500
5	15.893.805.A00	56 mm	15,9 mm	500
6	16.893.805.A00	56 mm	15,9 mm	500
7	17.893.805.A00	56 mm	15,9 mm	500
10	20.893.805.A00	72 mm	15,9 mm	500
12	22.893.805.A00	88 mm	15,9 mm	500

further number of poles on request

[1] By using 115-F current of 12 A possible