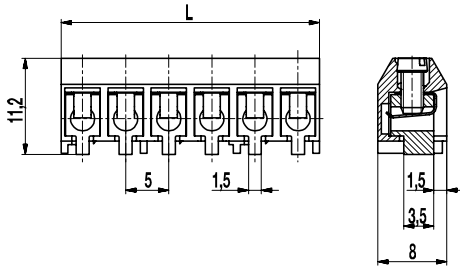

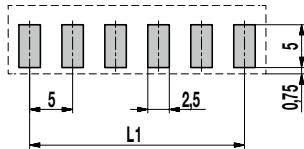


PCB connector for SMD
950-D-SMD-DS
 Screw connection



PCB Layout



$L1 = (\text{No. of poles} - 1) \times \text{pitch}$
 Solder paste thickness: 0,15 - 0,2 mm

The reflow solderable PCB connector 950-D-SMD-DS for true surface mounting with a pitch of 5 mm is available in 2 to 12 pole design. The geometry of the terminal body creates enough space for the solder paste and it also enables a good heat circulation for flawless soldering and an optical solder joint inspection. The housing is made of high temperature material. Its design ensures a good hot-air circulation during the reflow soldering process in a convection oven. The connection side of this product should be positioned in the direction of passage.

Part Numbers

No. of poles	950-D-SMD-DS	Length	PU
2	20.879.502	10,00	250
3	20.879.503	15,00	250
4	20.879.504	20,00	100
5	20.879.505	25,00	100
6	20.879.506	30,00	100
7	20.879.507	35,00	100
8	20.879.508	40,00	100
9	20.879.509	45,00	100
10	20.879.510	50,00	100
11	20.879.511	55,00	100
12	20.879.512	60,00	100

General Information

Pitch	5 mm
No. of poles	2 - 12

Technical Data

Clamping Range	<i>solid / flexible / AWG</i>		
with wire protector	0,34 - 2,5 mm ² / 0,34 - 2,5 mm ² / 22 - 14 AWG		
Rated Cross Section	1,5 mm ²		
Wire Stripping Length	6 mm ± 0,5 mm		
Overvoltage Category	III	III	II
Pollution Severity Level	3	2	2
Rated Voltage	160 V	160 V	320 V
Rated Impulse Voltage	2,5 kV	2,5 kV	2,5 kV
Rated Insulation Voltage	130 V acc. to EN 60998-1		
Rated Current	17,5 A		
Soldering process	Reflow solder		
Torque	0,4 Nm		

Material

Moulding	PA HT, black, V-0
Comparative Tracking Index	CTI ≥ 600
Insulating Group	I
Temperature Range	-40°C up to 120°C; reflow solder temperature (Peak) max. 260°C (15-30 s)
Terminal body	Tin plated brass
Screw	M2,6; zinc plated steel, blue passivated
Wire protector	Tin plated tin bronze

Approvals

	Current	Voltage	Group	AWG	Nm
	15	300	B	26 - 14	0,4
	15	300	B	26 - 14	0,4

Options / Accessories

- Consecutive numbering
- Special marking according to drawing
- Self-adhesive marking strip BST-5,00 [1]
- Special packaging on request: Tape-on-Reel - Tray - Bar magazine

Part Numbers: Tape-on-Reel

No. of poles	950-D-SMD-DS	Tape Width	Tape Height	PU
2	20.879.502.A00	32 mm	12,3 mm	500
3	20.879.503.A00	44 mm	12,0 mm	500
4	20.879.504.A00	44 mm	12,0 mm	500
5	20.879.505.A00	44 mm	12,0 mm	500
6	20.879.506.A00	56 mm	12,0 mm	500
7	20.879.507.A00	56 mm	12,0 mm	500
8	20.879.508.A00	56 mm	12,0 mm	500

[1] To be fitted after reflow soldering process