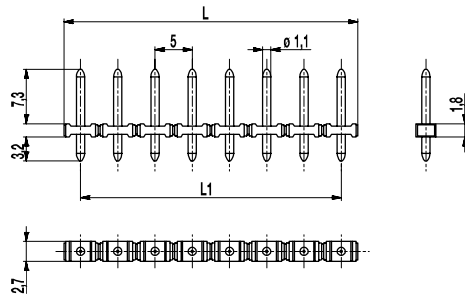


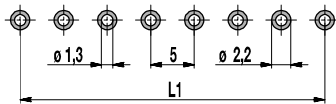
Pin strip for THR

971-SLR-THR-1,1

Soldering/plug-in area \varnothing 1,1 mm



PCB Layout



$L1 = (\text{number of poles} - 1) \times \text{pitch}$
 Solder paste thickness: 0,15 - 0,2 mm
 Solder pad diameter: \varnothing 2,2 mm

971-SLR-THR-1.1 is a pin strip with a pitch of 5,0 mm for the application in a reflow soldering process. The high temperature resistant plastic housing has a very high CTI value and is equipped with spacers, so-called "Stand-offs", which ensure a better hot-air circulation during the reflow soldering process in the convection oven. Beyond this, they assure an improved optical control of the solder joints. The pin strip 971-SLR-THR-1,1 comes with a constant pin \varnothing of 1,1 mm in the mating and solder area.

We recommend this pin strip for higher numbers of poles, in order to minimize the plug-in and withdrawal forces here.

For the automatic assembling all pin strips of this series are packed in Tape-on-Reel and equipped with high temperature resistant Pick Caps, which can easily be removed after the soldering process.

Part Numbers

No. of poles	971-SLR-THR-1,1	Length	PU
2	12.893.802	9,50	1000
3	13.893.802	14,50	500
4	14.893.802	19,50	500
6	16.893.802	29,50	250
8	18.893.802	39,50	250
12	22.893.802	59,50	100

further number of poles on request

General Information

Pitch	5 mm
No. of poles	2 - 12
Usable with	plug connectors 115-F-.../...-1,1-SW; 950-FL-DS, 950-TFL-DS, 950-NAF-DS, 950-GFL-DS, 950-NLFL-DS, 950-RFL-DS



Technical Data

Overvoltage Category	III	III	II
Pollution Severity Level	3	2	2
Rated Voltage	250 V	320 V	630 V
Rated Impulse Voltage	4 kV	4 kV	4 kV
Rated Insulation Voltage	250 V acc. to EN 60998-1		
Rated Current	10 A		
Soldering process	Wave solder & reflow solder		
Hole in PCB	\varnothing 1,3 mm		
PCB thickness	Wave solder max. 1,6 mm; reflow solder 1,6 - 3,2 mm		

Material

Moulding	PA HT, black, V-0
Comparative Tracking Index	CTI \geq 600
Insulating Group	I
Temperature Range	-40°C up to 120°C; reflow solder temperature (Peak) max. 260°C (15-30 s)
Solder pin	\varnothing 1,1 mm; tin plated brass

Approvals

	Current	Voltage	Group	AWG	Nm
	10 [1]	300	B		
	10	300	B		

[1] Above headers with 1.0 or 1.1 mm dia. pins are rated 12A max. with manufacturer's Cat. No. 120-W-111 terminal blocks. Above headers with 1.1 mm or 1.3 mm dia. pins are rated 12A max. with 115-F-111, 115-F-211 and 115-F-118 terminal blocks.

Options / Accessories

- Other plug pin lengths on request
- Other solder pin surfaces on request

Part Numbers: Tape-on-Reel

No. of poles	971-SLR-THR-1,1	Tape Width	Tape Height	PU
8	18.893.802.A00	72 mm	14,9 mm	500

further number of poles on request