

Speedline®

When fast is everything

North America



Weidmüller 

Weidmuller Speedline Service

Cross Reference Guide

Contact Weidmuller Technical Support for additional cross reference assistance:

USA: 800-849-9343 or info@weidmuller.com

CANADA: 800-268-4080 or info1@weidmuller.ca






ILME	Wieland	Contact Lapp	Harting	Weidmüller 			
Inserts and Equivalent Kitted Components							
Insert Male/Female ILME P/N	Insert Male/Female Wieland P/N	Insert Male/Female Contact Lapp P/N	Insert Male/Female Harting P/N	Poles	Series	Insert Male/Female Part Number	Kitted Components Glands/Inserts/Housings (H)
CKM-03 - Male CKF-03 - Female	73.310.0353.0 - Male 73.300.0353.0 - Female	10420000 - Male 10421000 - Female	09-20-003-2611 - Male 09-20-003-2711 - Female	3 + Gnd.	HA Slim Line	1498300000 - Male 1498400000 - Female	1712600000 - Top Entry (H)
CKM-04 - Male CKF-04 - Female	73.310.0453.0 - Male 73.300.0453.0 - Female	10431000 - Male 10432000 - Female	09-20-004-2611 - Male 09-20-004-2711 - Female	4 + Gnd.	HA Slim Line	1498300000 - Male 1498400000 - Female	1712600000 - Top Entry (H)
CNM-06 - Male CNF-06 - Female	70.310.0640.0 - Male 70.300.0640.0 - Female	10190000 - Male 10191000 - Female	09-33-006-2601 - Male 09-33-006-2701 - Female	6 + Gnd.	HE Standard	1200000000 - Male 1200200000 - Female	1712460000 - Side Entry (H)
CNM-10 - Male CNF-10 - Female	70.310.1040.0 - Male 70.300.0640.0 - Female	10192000 - Male 10193000 - Female	09-33-010-2601 - Male 09-33-010-2701 - Female	10 + Gnd.	HE Standard	1203900000 - Male 1204100000 - Female	1712670000 - Top Entry (H) 1712510000 - Side Entry (H)
CNM-16 - Male CNF-16 - Female	70.310.1640.0 - Male 70.300.1640.0 - Female	10194000 - Male 10195000 - Female	09-33-016-2601 - Male 09-33-016-2701 - Female	16 + Gnd.	HE Standard	1207500000 - Male 1207700000 - Female	1712680000 - Top Entry (H) 1712520000 - Side Entry (H)
CNM-24 - Male CNF-24 - Female	70.310.2440.0 - Male 70.300.2440.0 - Female	10196000 - Male 10197000 - Female	09-33-024-2601 - Male 09-33-024-2701 - Female	24 + Gnd.	HE Standard	1211100000 - Male 1211300000 - Female	1712690000 - Top Entry (H) 1712530000 - Side Entry (H)
Housing - Hoods							
ILME P/N	Wieland P/N	Contact Lapp P/N	Harting P/N	Size	Series	Part Number	Hoods
CKA-03VS	76.352.0728.1	10426500	09-20-003-1440	1	HA Slim Line	1652470000	Top / PG11, Metal
CKA-03VAS	N/A	10427500	09-20-003-1640	1	HA Slim Line	1652480000	Side / PG11, Metal
CK-03V	76.352.0753.1	10426400	09-20-003-0420	1	HA Slim Line	1652380000	Hood / PG11, Plastic
CZAV-15L16	76.352.1528.1	10446100	09-30-010-1441	2	HA Slim Line	1663930000	Top / PG16, Metal
CZAO-15L21	76.353.1528.2	70462400	09-20-010-0541	2	HA Slim Line	1663870000	Side / PG21, Metal
CZAV-25L21	76.354.2528.1	70490400	09-20-016-0441	5	HA Slim Line	1664870000	Top / PG21, Metal
CZAO-25L21	76.353.2528.2	70492400	09-20-016-0541	5	HA Slim Line	1664750000	Side / PG21, Metal
CHV-06L16	N/A	10021000	09-30-006-1441	3	HE Standard	1652640000	Top / PG16, Metal
CHO-06L16	N/A	10022000	09-30-006-1541	3	HE Standard	1652520000	Side / PG16, Metal
N/A	N/A	10040100	N/A	4	HE Standard	1654240000	Top / PG21, Metal
N/A	N/A	10042100	N/A	4	HE Standard	1654090000	Side / PG21, Metal
CAV-1621	70.352.1628.1	10080000	09-30-016-1420	6	HE Standard	1656590000	Top / PG21, Metal
CHO-1621	70.350.1628.1	10082000	09-30-016-1520	6	HE Standard	1656480000	Side / PG21, Metal
CHV-16L	71.352.1628.1	10080900	09-30-016-1440	6	HE Standard	1657960000	Top / PG21, Metal
CHV-24.29	70.352.2428.1	10111000	09-30-024-1421	8	HE Standard	1661380000	Top / PG29, Metal
N/A	70.350.2428.1	10123000	09 30 024 0521	8	HE Standard	1661240000	Side / PG29, Metal
CHV-24L	N/A	10121900	N/A	8	HE Standard	1662540000	Top / PG21, Metal
Housing - Panel Mount Bulk Heads							
ILME P/N	Wieland P/N	Contact Lapp P/N	Harting P/N	Size	Series	Part Number	Hoods
CKAX-03I	76.320.0729.0	10422500	09-20-003-0301	1	HA Slim Line	1497600000	Bulkhead - Sgl. Lever, Metal
CK-03I	76.320.0753.0	10422000	09-20-003-0320	1	HA Slim Line	1652410000	Bulkhead - Sgl. Lever, Plastic
CZI-15L	76.320.1528.0	104420CO	09-20-010-0301	2	HA Slim Line	1664040000	Bulkhead - Sgl. Lever, Metal
CHI-06L	72.320.0628.0	100030CO	09-30-006-0301	3	HE Standard	1202100000	Bulkhead - Sgl. Lever, Metal
CHI-10	72.320.1028.0	100320CO	09-30-010-0301	4	HE Standard	1205000000	Bulkhead - Dbl. Lever, Metal
CHI-16	72.320.1628.0	100720CO	09-30-016-0301	6	HE Standard	1208600000	Bulkhead - Dbl. Lever, Metal
CHI 10 L	71.320.1028.0	10032900	09-30-010-0305	4	HE Standard	1206100000	Bulkhead - Sgl. Lever, Metal
CZI-25L	76.320.2528.0	104620CO	09-20-016-0301	5	HA Slim Line	1664920000	Bulkhead - Sgl. Lever, Metal
CHI-16L	71.320.1628.0	10072900	09-30-016-0307	6	HE Standard	1209700000	Bulkhead - Sgl. Lever, Metal
CHI-16LS	71.325.1628.0	10073900	09-30-016-0318	6	HE Standard	1210100000	Bulkhead-Cover Sgl. Lever, Metal
CHI-24	70.320.2428.0	101020CO	09-30-024-0301	8	HE Standard	1212400000	Bulkhead - Dbl. Lever, Metal
CHI-24L	71.320.2428.0	10102900	09-30-024-0307	8	HE Standard	1213900000	Bulkhead - Sgl. Lever, Metal
CHI-24LS	71.325.2428.0	10103900	09-30-024-0318	8	HE Standard	1214300000	Bulkhead-Cover Sgl. Lever, Metal

NOTE: The cross table above provides Weidmuller's suggestion for the closest part match; However, please be sure to check specifications carefully prior to purchase as some items may not be cross-compatible between manufacturers.

HDC KITS – with HA Inserts

SlimLine			Bulkhead Housing	Female Insert	Male Insert	Hood	Gland
							
Standard HDC Kits			Kits Include These Components				
Screw-Clamp Part Number	Poles	Description	Inserts (Screw) Female Male	Bulkhead Part Number	Hood Part Number	Gland Part Number	
1712560000*	3 + Gnd.	HA 3 Pin Kit, w/PG11 top entry, brass	F-1498200000 M-1498100000	1497600000	1652470000	1569080000*	
1712570000	3 + Gnd.	HA 3 Pin Kit, w/PG11 top entry, plastic	F-1498200000 M-1498100000	1652410000	1652380000	1568990000	
1712600000	4 + Gnd.	HA 4 Pin Kit, w/PG11 top entry, plastic	F-1498400000 M-1498300000	1652410000	1652380000	1568990000	

HDC KITS – with HE Inserts

Standard				Bulkhead Housing	Female Insert	Male Insert	Hood	Gland
								
Standard HDC Kits				Kits Include These Components				
Screw-Clamp Part Number	Push-in Part Number	Poles	Description	Inserts (Screw) Female Male	Inserts (Push-in) Female Male	Bulkhead Part Number	Hood Part Number	Gland Part Number
1712460000		6 + Gnd.	HE 6 Pin Kit, w/PG16 side entry, Alum.	F-1200200000 M-1200000000		1202100000	1652520000	1569100000
1712660000		6 + Gnd.	HE 6 Pin Kit, w/PG16 top entry, Alum.	F-1498400000 M-1498300000		1202100000	1652640000	1569100000
1712510000		10 + Gnd.	HE 10 Pin Kit, w/PG16 side entry, Alum.	F-1204100000 M-1203900000		1205000000	1654070000	1569100000
1712670000		10 + Gnd.	HE 10 Pin Kit, w/PG16 top entry, Alum.	F-1204100000 M-1203900000		1205000000	1654220000	1569100000
1712520000	1027640000	16 + Gnd.	HE 16 Pin Kit, w/PG21 side entry, Alum.	F-1207700000 M-1207500000	F-1873560000 M-1873570000	1208600000	1656480000	1569110000
1712680000	1061750000	16 + Gnd.	HE 16 Pin Kit, w/PG21 top entry, Alum.	F-1207700000 M-1207500000	F-1873560000 M-1873570000	1208600000	1656590000	1569110000
1712530000	1061780000	24 + Gnd.	HE 24 Pin Kit, w/PG21 side entry, Alum.	F-1211300000 M-1211100000	F-1873580000 M-1873590000	1212400000	1661230000	1569110000
1712690000	1061800000	24 + Gnd.	HE 24 Pin Kit, w/PG21 top entry, Alum.	F-1211300000 M-1211100000	F-1873580000 M-1873590000	1212400000	1661370000	1569110000

Specifications	
Approvals:	UL/CSA Electrical
Ratings:	600V/20A/20-14AWG
Material:	
Inserts:	Glass Fiber Reinforced Polycarbonate
Housings:	HA – Polyamide Plastic (IP65) HE – Diecast Aluminum Alloy (IP65)
Levers:	Stainless Steel
Temperature Range:	-40°C...125°C



HDC Assembly features:

- Protection class: IP65 and NEMA 4X
- Scratch resistant, corrosion proof housing plating
- Rust proof stainless steel levers and latching tabs
- Laser etched part numbers
- Pre-attached bulkhead gaskets

* Bulkhead Housing and Hood are metal; Glands are brass

For additional configurations, please contact your Weidmüller Sales Representative.

HDC Inserts

SlimLine



HA Series - Inserts		SlimLine		
Poles	Housing Size	Termination Type	Male Part Number	Female Part Number
3 + Gnd.	1	Screw	1498100000	1498200000
4 + Gnd.	1	Screw	1498300000	1498400000
10 + Gnd.	2	Screw	1650610000	1650620000
16 + Gnd.	5	Screw	1650770000	1650780000

Standard



HE Series - Inserts		Standard		
Poles	Housing Size	Termination Type	Male Part Number	Female Part Number
6 + Gnd.	3	Screw	1200000000	1200200000
10 + Gnd.	4	Screw	1204100000	1203900000
16 + Gnd.	6	Screw	1207500000	1207700000
24 + Gnd.	8	Screw	1211100000	1211300000

Specifications

Approvals:	UL/CSA Electrical
Ratings:	600V/20A/20-14AWG
Material:	Glass Fiber Reinforced Polycarbonate
Temperature Range:	-40°C to +125°C

HDC Housings

SlimLine



HA Series - Compatible			
Housing Size	Cable Entry/Size	Bulkhead Housing Part Number	Hood Housing Part Number
1	Top / PG11	1497600000	1652470000
1	Top / PG11	1652410000**	1652380000**
1	Side/ PG11	1497600000	1652480000
2	Top / PG16	1664040000	1663930000
2	Side/ PG21	1664040000	1663870000
5	Top / PG21	1664920000	1664870000
5	Side/ PG21	1664920000	1664750000

Standard



HE/ Series - Compatible			
Housing Size	Cable Entry/Size	Bulkhead Housing Part Number	Hood Housing Part Number
3	Top / PG16	1202100000	1652640000
3	Side/ PG16	1202100000	1652520000
4	Top / PG16	1206100000‡	1655210000‡
4	Top / PG21	1205000000	1654240000
4	Side/ PG21	1205000000	1654090000
6	Top / PG21	1208600000	1656590000
6	Side / PG21	1208600000	1656480000
6	Top / PG21	1210100000†	1657960000‡
6	Side / PG21	1209700000‡	1657850000‡
8	Top / PG29	1212400000	1661380000
8	Side/ PG29	1212400000	1661240000
8	Top / PG21	1214300000†	1662540000‡
8	Side / PG21	1213900000‡	1662390000‡

KVT Cabtite - Panel Feed Through Cable Management System



KVT Cabtite

Model	KVT 32 6G	KVT 32 8G	KVT 32 10G	KVT 32 2/6G	KVT 32 4/5G
Part Number	7940038584	7940038585	7940038586	7940038587	7940038588
Clamping Range	4-5mm	8-9mm	10 - 11mm	2x6-7mm	4x5-6mm
Cut-Out Diameter	32mm(1.26")	32mm(1.26")	32mm(1.26")	32mm(1.26")	32mm(1.26")

Note: For larger variants, please contact your Weidmuller Sales Representative.

Specifications

Material/Color:	Polyamide 6 (UL94-V0)/Gray
Protection Class:	IP54
Temperature Range:	-5°C...70°C

Kit Contents (Example: KVT 32 2/6G)



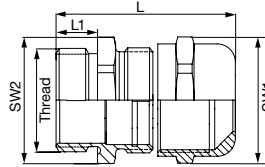
** Bulkhead and Hood Housings are plastic

† End locking w/cover

‡ End locking

For additional configurations, please contact your Weidmuller Sales Representative.

Cable Glands, Adapters and Cables

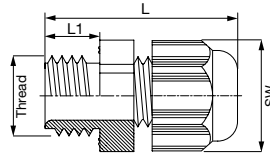


Cable Glands, Metal - IP68

Type metric	Thread-size	Wire Range-dia (mm)	L/L1 (mm)	SW1/SW2 (mm)	Part Number
VG 11-MS68	PG 11	5 - 10	28.5 / 6	20	1569080000
VG 13.5-MS68	PG 13.5	6 - 12	29.5 / 6.5	22	1569090000
VG 16-MS68	PG 16	10 - 14	29.5 / 6.5	24	1569100000
VG 21-MS68	PG 21	13 - 18	33.5 / 7	30	1569110000
VG 29-MS68	PG 29	18 - 25	37.5 / 8	40	1569120000

Specifications

Material:	Brass, nickel-plated
Temperature Range:	-20°C...60°C
Protection:	IP68

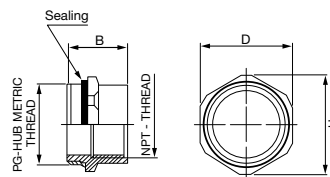


Cable Glands, Plastic - IP68

Type metric	Thread-size	Wire Range-dia (mm)	L/L1 (mm)	SW (mm)	Part Number
VG 11-K68	PG 11	5 - 10	37 / 8	22	1568990000
VG 13.5-K68	PG 13.5	6 - 12	39 / 9	24	1569000000
VG 16-K68	PG 16	10 - 14	42.5 / 10	27	1569010000
VG 21-K68	PG 21	13 - 18	48 / 11	33	1569020000
VG 29-K68	PG 29	18 - 25	53 / 11	42	1569030000

Specifications

Material/Color:	Polyamide 6/White
Temperature Range:	-30°C...80°C
Protection:	IP68



Cable Adapters - PG to NPT

Type	Thread-size	NPT	B (mm)	H (mm)	D (mm)	Part Number
PG 16/NPT 1/2"	PG 16	1/2"	22.8	29.2	27	1712360000
PG 21/NPT 3/4"	PG 21	3/4"	25	35.2	32	1712370000
PG 29/NPT 1"	PG 29	1"	30	43.5	40	1712390000
PG 36/NPT 1 1/4"	PG 36	1 1/4"	32	55	50	1712380000

Specifications

Material:	Brass, nickel-plated
Temperature Range:	-40°C...100°C
Protection:	IP54



FrontCom Panel Feed-through Adapter - RJ & USB

Model	Description	Part Number
FCM-RJ45-C	RJ45 through panel	1018790000
FCM-USB-A	USB-Type A through panel	1018840000

Specifications

Approvals:	cULus Listed
Category:	Cat. 6A/Class E
Material:	Polyamide 6 (UL94-V0)
Temperature Range:	-30°C...80°C
Protection:	IP65



RJ45 Patch Cables

Description	Green Part Number	Black Part Number
RJ45 to RJ45, 1.5m/4'11"	1251590015	1251610015
RJ45 to RJ45, 2m/6'6"	1251590020	1251610020
RJ45 to RJ45, 5m/16'4"	1251590050	1251610050
RJ45 to RJ45, 10m/32'9"	1251590100	1251610100

Specifications

Approvals:	cULus Listed
Category:	Cat. 6A/Class EA (ISO/IEC 11801 2010)
Material:	LSZH
Temperature Range:	-20°C...60°C
Protection:	IP20

For additional configurations and colors, please contact your Weidmuller Sales Representative.

Weidmuller – Partner in Industrial Connectivity

As experienced experts we support our customers and partners around the world with products, solutions and services in the industrial environment of power, signal and data. We are at home in their industries and markets and know the technological challenges of tomorrow. We are therefore continuously developing innovative, sustainable and useful solutions for their individual needs. Together we set standards in Industrial Connectivity.



When There's No Time to Spare.

Speedline® delivers Weidmuller RockStar® Rectangular Connectors, FrontCom Adapters, and Cable Glands in commonly used sizes and configurations.

Make Your Last Minute Connections Fast!

If you need to make last minute connections fast, we can ship within 48 hours.*

*All components in this brochure are available to ship within 48 hours of your order, excluding weekends and holidays. 48-hour shipping is not guaranteed for order quantities in excess of available stock or due to unforeseen circumstances. In these cases, Weidmuller will make every effort to fulfill your order.

48

Weidmuller, Canada

10 Spy Court
Markham, Ontario L3R 5H6
Telephone: (800) 268-4080
Facsimile: (877) 300-5635
Email: info1@weidmuller.ca
Website: www.weidmuller.ca

Weidmuller, Mexico

Bldv. Hermanos Serdán 698,
Col. San Rafael Oriente
Puebla, Puebla, Mexico
C.P. 72029
Telephone: 01 222 2686267
Facsimile: 01 222 2686219
Email: clientes@weidmuller.com.mx
Website: www.weidmuller.com.mx

Weidmuller, United States

821 Southlake Blvd.
Richmond, Virginia 23236
Telephone: (800) 849-9343
Facsimile: (804) 379-2593
Email: info@weidmuller.com
Website: www.weidmuller.com