

Miniature Bridge Rectifiers

SKB 2

Features

- Compact plastic package with in-line terminals
- High blocking voltage

Typical Applications

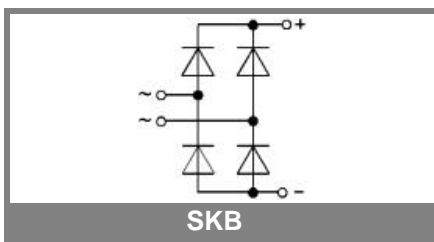
- Internal power supplies for electronic equipment
- DC power supplies
- Control equipment
- TV sets
- Recommended snubber network: RC: 10 nF, 20...50 Ω ($P_R = 1 W$)

1) Freely suspended or mounted on an insulator

2) Mounted on a painted metal sheet of min. 250 x 250 x 1 mm

V_{RSM}, V_{RRM} V	V_{VRMS} V	$I_D = 2,5 A (T_a = 45 ^\circ C)$ Types	C_{max} μF	R_{min} Ω
200	60	SKB 2/02L5A	3000	1
400	125	SKB 2/04L5A	2200	1,5
800	250	SKB 2/08L5A	1000	3
1200	500	SKB 2/12L5A	500	6

Symbol	Conditions	Values	Units
I_D	$T_a = 45 ^\circ C$, isolated ¹⁾ $T_a = 45 ^\circ C$, chassis ²⁾	1,7 2,5	A A
I_{DCL}	$T_a = 45 ^\circ C$, isolated ¹⁾ $T_a = 45 ^\circ C$, chassis ²⁾ $T_a = ^\circ C$,	1,4 2	A A A
I_{FSM}	$T_{vj} = 25 ^\circ C$, 10 ms $T_{vj} = 150 ^\circ C$, 10 ms	58 50	A A
i^2t	$T_{vj} = 25 ^\circ C$, 8,3 ... 10 ms $T_{vj} = 150 ^\circ C$, 8,3 ... 10 ms	17 12,5	A ² s A ² s
V_F	$T_{vj} = 25 ^\circ C$, $I_F = 10 A$	max. 1,65	V
$V_{(TO)}$	$T_{vj} = 150 ^\circ C$	max. 0,85	V
r_T	$T_{vj} = 150 ^\circ C$	max. 100	mΩ
I_{RD}	$T_{vj} = 25 ^\circ C$, $V_{RD} = V_{RRM} = 200 V$	20	μA
	$T_{vj} = 25 ^\circ C$, $V_{RD} = V_{RRM} \geq 400 V$	5	μA
I_{RD}	$T_{vj} = 150 ^\circ C$, $V_{RD} = V_{RRM} = 200 V$	1	mA
	$T_{vj} = 150 ^\circ C$, $V_{RD} = V_{RRM} \geq 400 V$	0,6	mA
t_{rr}	$T_{vj} = 25 ^\circ C$	10	μs
f_G		2000	Hz
$R_{th(j-a)}$	isolated ¹⁾ chassis ²⁾	30 17,5	K/W K/W
T_{vj}		- 40 ... + 150	$^\circ C$
T_{stg}		- 55 ... + 150	$^\circ C$
V_{isol}			V~
M_s			Nm
M_t			Nm
a			m/s ²
w		4	g
Fu		2	A
Case		G 4	



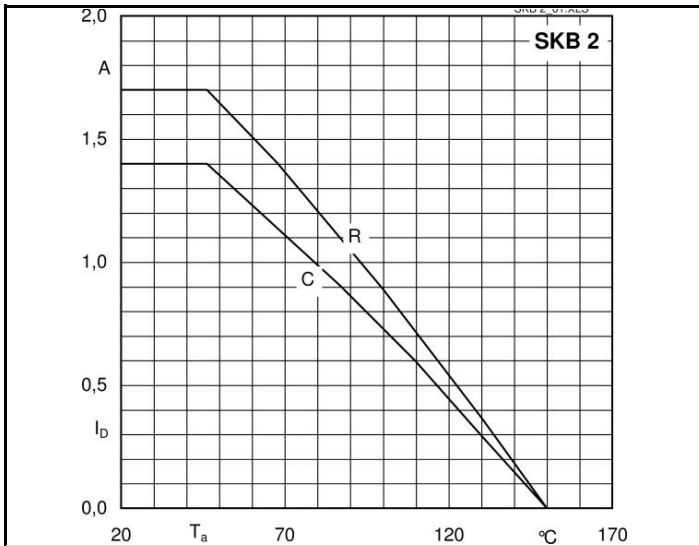


Fig. 1 Rated output current vs. ambient temperature

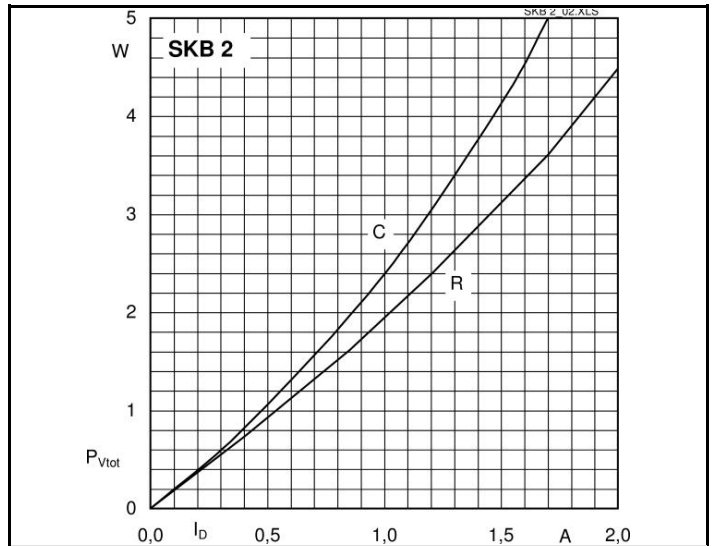


Fig. 2 Power dissipation vs. output current

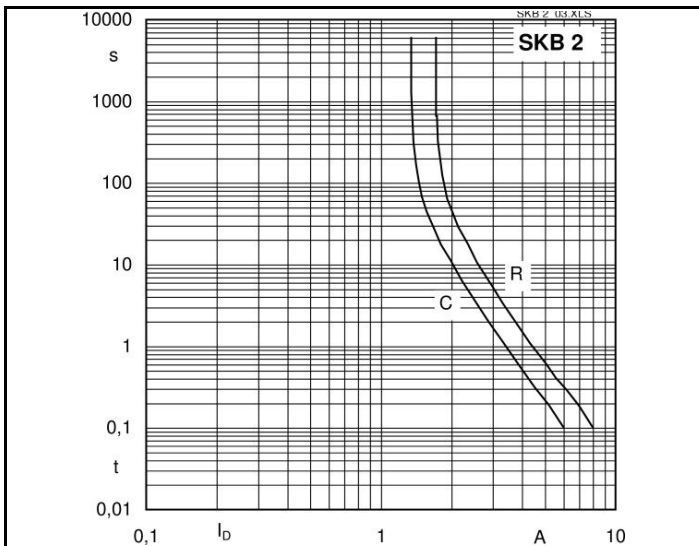


Fig. 6 Rated overload characteristics vs. time

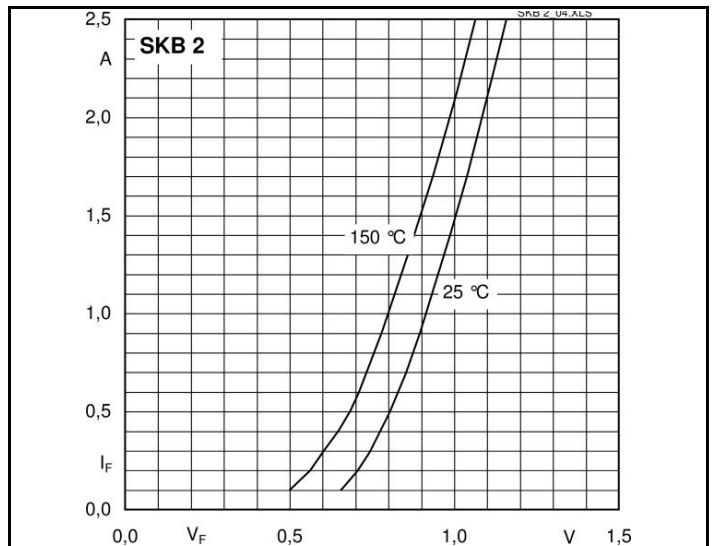
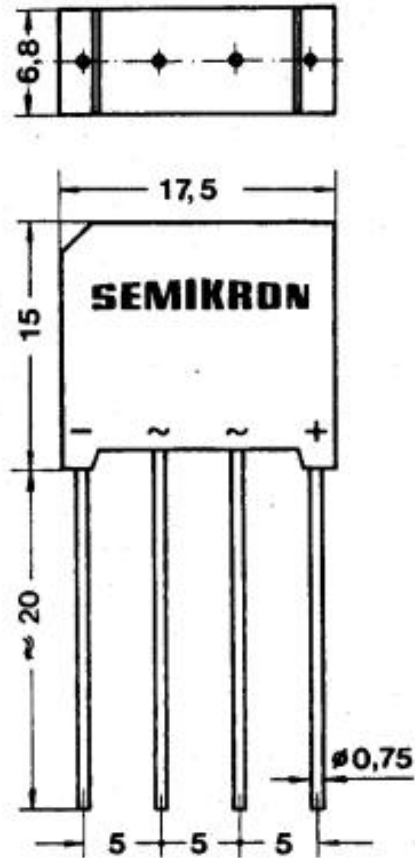


Fig. 9 Forward characteristics of a diode arm



Case G 4

This technical information specifies semiconductor devices but promises no characteristics. No warranty or guarantee expressed or implied is made regarding delivery, performance or suitability.