

AMBER LIST PRICE

No. PL17.0UA

EFFECTIVE: December 21, 2016 VOID: June 29, 2017



**Order Anytime Day or Night by E-mail: autoorder@whelen.com
or Toll Free Facsimile 1-800-637-8762**

Many products listed in this price list meet or exceed AMECA, SAE and California Title XIII requirements. For details contact your regional sales office. Every effort will be made to hold prices through the end date. We reserve the right to increase prices on certain and/or all products. Whelen Engineering Company, Inc. is not responsible for typographical errors.

ISO 9001 Registered QMS

OFFICIAL WARNING LIGHTS OF



Follow us on



WHELEN® NEW PRODUCTS FOR PL17.0

5G Series Super-LED® and LED Grommet Mount Lightheads

5GBOXB Optional 5G box, Black

ION™ T-Series™ Linear Super-LED Surface Mount

TLI* Red, Blue, Amber or White 

TLI# Split color, Amber/Blue, Amber/White, Blue/White, Red/Blue or Red/White only

TLI2# DUO™ color, Amber/Blue, Amber/White, Blue/White, Red/Blue or Red/White only


TIONBKT4 Universal over/under "L" mounting bracket for two TLI™ lightheads

Pioneer™ Series & Pioneer Plus™ Series, Lightbar Mount, Super-LED Floodlight

PFS2F41 1 dual PFS2 Pioneer center mounted for 55" and up, combination flood/spot

PFS2F42 2 dual PFS2 Pioneers with mounting brackets for 72" and up, combination flood/spot


Pioneer Plus Surface Mount Dual Flood/Spot Combination

PCPSM2AC Dual panel, combination flood/spot, 115 VAC, UL® listed, Chrome flange 

PCPSM2AB Dual panel, combination flood/spot, 115 VAC, UL listed, Black flange

Pioneer LiFe™ Battery Operated Portable Area Light Series

LF35 12 VDC, rechargeable

LF35A 115 - 240 VAC, rechargeable, with standard NEMA plug for U.S. 

LF35E 240 VAC, rechargeable, with CEE7 plug for Europe

LF35BASE Optional non-charging base only

LF35CB12 Optional 12 VDC, charging base only

LF35CBAC Optional 115 - 240 VAC, charging base only, with standard NEMA plug for U.S.

LF35CBAE Optional 240 VAC, charging base only, with CEE7 plug for Europe

Options for LINSV2™ V-Series™ Linear Super-LED

LSVBKT47 Ford F-150, 2015-2017, under-the-side view mirror mount for two LINSV2 series

Traffic Advisor™ Accessories

DELTA45 Delete TACTL5 from 6 to 8 light LED or halogen Traffic Advisor - DEDUCT

DELTA66 Delete TACTL6 from 16 lamp LED or halogen Traffic Advisor - DEDUCT

Options for Tracer™ Series

All SUVs and Pickup Trucks must have Factory Running Boards

TCRB44 2015-2017 Dodge Durango, running board mounting kit, for 5 lamp Tracer, each

TCRB42 2015-2017 Dodge Ram 1500 crew cab, running board mounting kit, for 6 lamp Tracer, each

TCRB45A 2015-2016 Chevy Silverado 1500 crew cab, running board mounting kit, for 6 lamp Tracer, each

TCRB39 2015-2016 Ford F-250/F-350 crew cab, running board mounting kit, for 6 lamp Tracer, each

Mini Edge® Freedom® IV Super-LED Series Lightbars

F4B**P** 23.29" long, with center section, permanent mount, Amber, Blue, Red and/or White

Edge Freedom IV Rota-Beam™ Series Options

FRDSCBL Driver side cable exit, for lightbars up to 60" long

F4RDSC72 Driver side cable exit, for lightbars 72" or longer

Towman's™ Freedom IV Series



F40BAAAA 60" long, low current, 3 slide bolt mounting brackets, Amber, and eight inboard modules

F4EDLA One single color long economy DYAD™ lighthead, Amber

Options, Mounting Kits

MKEZ97 Toyota Tacoma / 2016-2017 / 48"

Options, Low Profile

MKLP97 Toyota Tacoma / 2016-2017 / 48"

24 VDC Lightheads and Mini Edge Freedom IV Series Lightbars

Refer to 24 VDC section of this pricelist for complete listing

COMING SOON....

Avenger® II Series

- Dash and Deck light with newly designed combination Linear/TIR optics with improved light output
- Smaller profile to maximize space



Silicone Take-down Light for Liberty™ II Lightbar

- New optical Silicone lens increases light output
- 3 times the light output as the current 3 Super-LED take-down light



TUNE IN TO:




TABLE OF CONTENTS

Whelen Engineering maintains all of the tools and designs for every product manufactured over the last 50 plus years. Items not listed in this price list may be available as a special order. Contact the factory for price and availability.

“Made-To-Order Products” are defined as either models listed in this price sheet with a "MTO" symbol in front of the model field of each “made-to-order” model; or any model not listed in this price sheet. All such "MTO" noted models or those not listed in this price sheet are special order, non-returnable, non-cancelable. Please allow sufficient time for production, as these models may require multiple machines for the processing of these special parts.

Dash/ Deck/ Visor	1
Dash/ Deck/ Visor, Directional	1
Beacons	1
LED Beacons, Self-Contained.....	2
Lightheads	3
Flashers, Halogen & LED.....	3
Lightheads, Super-LED®, LED, Halogen & Combination	3
Systems - DOT	13
DOT Wing Plow Super-LED® Lightheads.....	13
Switches & Speakers	13
Switches And Control Boxes	13
Back-Up Alarms, Safety Site & Emitters	13
Back-Up Alarms, Electronic.....	13
Safety Site™ & Emitters	13
Traffic Advisors	13
Traffic Advisor™ Series & Accessories	13
Tracer™	14
Tracer™ Series	14
Lightbars, Mini	15
Century™ Series Mini Lightbars.....	15
Mini Legacy™, Super-LED® Series Lightbars	15
Mini Liberty™ II SOLO™, Super-LED® Series Lightbars.....	16
Responder® LP Series Mini Lightbars.....	16
Responder® HD Series Mini Lightbars	16
Mini Edge® Freedom® IV DYAD™ Series Lightbars.....	16
Mini Freedom® IV Rota-Beam™ Series Lightbars.....	17
Mini Justice® Series	17
Lightbars	17
Freedom® IV DYAD™ Series Lightbars.....	17
Freedom® IV Rota-Beam™ Super-LED® Series Lightbars	18
Legacy® Super-LED® Series Lightbars	18
Legacy SOLO™ Super-LED® Series Lightbars	19
Liberty™ II Super-LED® Series Lightbars	19
Justice® Super-LED® WeCan® Series Lightbars	20
Justice® Super-LED® Competitor™ Series Lightbars	21
Towman's™ Super-LED® Series Lightbars	21
Options, Mounting Kits	22
Replacement Parts, Mounting Kits & Strap Kits	22
Options, Low Profile Mounting Kits	23
Replacement Parts	23
24 VDC Products	23
Replacement Parts, Lens Kits.....	24
Replacement Parts, Bulbs For Whelen Lights	24

Dash/ Deck/ Visor

Beacons

Systems - DOT

Switches & Speakers

Back-Up Alarms, Safety Site &

Traffic Advisors

Tracer™

Lightbars, Mini

Lightbars

24 VDC, Green Products & Parts

†† - Special Order, Non-Returnable, Non-Cancelable. See "Made-To-Order" Statement on Table of Contents Page of this Price List.

MODEL DESCRIPTION LIST
Dash/ Deck/ Visor, Directional
Avenger® AVN Linear Super-LED® Series, Includes Swivel/Bail Bracket with Suction Cups, Hood, Cigar Plug with On/Off and Scan-Lock Flash Pattern Switch. (For Green, Contact Factory for Price, Availability and Minimum Order Requirements).

AVN1*	Single, Amber or White	204.00
AVN2**	Dual, Amber and/or White	356.00

Avenger® AVNS Linear Super-LED® Series with Synchronize Feature, Includes Scan-Lock™ Flash Patterns, Swivel/Bail Bracket with Suction Cup, Hood, 4-Wire Pigtail. (For Green, Contact Factory for Price, Availability and Minimum Order Requirements).

AVNS1*	Single, Red, Blue, Amber or White, with Synchronize Wire	229.00
AVNS2**	Dual, Red, Blue, Amber and/or White, with Synchronize Wire	379.00

Options for Avenger® Series

AVNBKT1	Low Profile Mounting (Headliner) Bracket for AVN1/AVNS1/AVNT1 Series	14.50
AVNBKT2	Low Profile Mounting (Headliner) Bracket for AVN2/AVNS2/AVNT2 Series	16.00
AVNBKT3	Visor Mounting Bracket (2 required for Dual Unit), Each	14.50
AVNBKT4	Adjustable Height Bracket Kit, for All Avengers	47.00

Dominator™ Plus LINZ6™ Super-LED® Series, Includes Slide Bolt Mounting. For Interior or Exterior Use. 1.74" High x 2.17" Deep Housing, Six Super-LED®s per Lamp. Replace symbol "\$" with number of color LED lightheads required (maximum 8 modules). Order of colors are Red, Blue, Amber and White (i.e., DP822220 = 2 Red, 2 Blue, 2 Amber & 2 White, DP806020 = 0 Red, 6 Blue, 0 Amber & 2 White).

DP2**	2 LINZ6™, 7.11", Amber and/or White	332.00
DP4****	4 LINZ6™, 14.21", Amber and/or White	651.00

Dominator™ Plus Traffic Advisor™, LINZ6™ Super-LED® Low Profile, Control Head Optional. 1.74" High x 2.17" Deep Housing, Six Super-LEDs per Lamp.

TADP6	Six Lamp LINZ6™ Super-LED® Traffic Advisor™, 23.26" Long, Less Control Head	958.00
†† TADP8	Eight Lamp LINZ6™ Super-LED® Traffic Advisor™, 30.36" Long, Less Control Head	1249.00
†† TADP8**	Eight Lamp, Six Lamp LINZ6™ Super-LED® Traffic Advisor™, 30.36" Long, with Two End Flashing LEDs, Blue, Red and/or Amber, Less Control Head	1265.00

Dominator™ TIR3™ Super-LED® Series, Includes Slide Bolt Mounting. For Interior or Exterior Use. 1.74" High x 2.17" Deep Housing, Three Super-LED®s per lamp. Replace symbol "\$" with number of color LED lightheads required (maximum 8 modules). Order of colors are Red, Blue, Amber and White (i.e., D822220 = 2 Red, 2 Blue, 2 Amber & 2 White, D806020 = 0 Red, 6 Blue, 0 Amber & 2 White).

D2**	2 TIR3™, 7.11", Amber and/or White	233.00
D4****	4 TIR3™, 14.21", Amber and/or White	359.00
D6*****	6 TIR3™, 23.26", Amber and/or White	529.00
DBKT3	Swivel Mount Bracket Kit for D2 & D4 Series Only, Customer Installed	32.50

Dominator™ Traffic Advisor™, TIR3™ Super-LED® Low Profile, Control Head Optional, 1.74" High x 2.17" Deep Housing, Three Super-LED®s per lamp.

†† TAD6	Six Lamp TIR3™ Super-LED® Traffic Advisor™, 23.26" Long, Less Control Head	558.00
†† TAD8	Eight Lamp TIR3™ Super-LED® Traffic Advisor™, 30.36" Long, Less Control Head	697.00
†† TAD8**	Eight Lamp, Six Lamp TIR3™ Super-LED® Traffic Advisor™, 30.36" Long, with Two End Flashing LEDs, Blue, Red and/or Amber, Less Control Head	708.00

Options for Dominator™ Series

DBKT3	Swivel Mount Bracket Kit for D2, DP2, D4 & DP4 Series Only, Customer Installed	32.50
DBKT4	"L" Angle Mounting Bracket Kit, Customer Installed	24.00
DBKT5	Upper Rear Window Mounting Bracket Kit for 2008-2016 Chevy Tahoe and 2013-2017 Police Interceptor Utility	24.00
TADCTL1	TAD/TADP Series Control Head Only	136.00
TADSW1	On/Off Non-Lighted, SPDT 20 Amp Switch, for TADCTL1	16.50
TADSW2	On/Off/On Non-Lighted, SPDT 20 Amp Switch, for TADCTL1	16.50

FlatLighter™ LED Series, Dual 400 Series High Intensity 5mm LEDs with Multiple Scan-Lock™ Flash Patterns. Color LEDs with Clear Outer Lens for Stealth Look (For Green, Contact Factory for Price, Availability and Minimum Order Requirements).

FLLED**	Amber	249.00
FLLED**	1 Amber and 1 White	319.00
43LENS*	400 Series Color Lens for FLLED Series, Customer Installed, Each	14.50

Slim-Miser™ LED Series, Dual 5mm LED Panels, Side-by-Side with Scan-Lock™ Flash Patterns, Includes a Cigar Plug with On/Off Switch and California Flash Patterns.

SMLLAA	Amber/Amber	159.00
--------	-------------	--------

SlimLighter™ Super-LED® Series, Six Super-LED®s (per panel), Includes a Cigar Plug with an On/Off Switch and Scan-Lock™ Flash Patterns, Switch & Swivel Brackets with Suction Cups.

SLPMM**	Amber, Blue, Red and/or White	403.00
---------	-------------------------------	--------

SpitFire™ ION™ Super-LED® Series, Includes Integral Hood, Two Suction Cups, Cigar Plug with On/Off and a Scan-Lock™ Flash Pattern Switch.

SFION*	Red, Blue, Amber or White	184.00
--------	---------------------------	--------



LED Beacons, Self-Contained

L31 Series Super-LED® Beacon, Class 1 High Dome - Cast Aluminum Base, Includes Scan-Lock™, Hi/Low Power, Cruise and Synchronize Features.

	L31HAVCA	Amber, Vacuum/Magnetic Mount, CA Title 13 Compliant	638.00
	L31H*F	Amber (Single Color Only) Flat Mount	599.00
††	L31H*F4	Amber (Single Color Only) Flat Mount, 24 VDC	599.00
	L31HAFCA	Amber, Flat Mount, CA Title 13 Compliant	599.00
	L31H*M	Amber (Single Color Only) Magnetic Mount	631.00
	L31H*V	Amber (Single Color Only) Magnetic/Suction Cup Mount	638.00
	L360PMKT	Pipe Mount Kit for L31/32 Flat Mount	39.00
	L31HAMCA	Amber, Magnetic Mount, CA Title 13 Compliant	631.00
	L360BGB	Branch Guard Kit for L31H Series	179.00
	MIRROR20	Mirror Mount Bracket for L31 / L32 / L21 / L22 / L50 / L10 Series Beacons	53.00
	BBKT30	Shelf Mount Bracket for L31/L32 Series, Stainless Steel, Mounts to Flat Vertical Surface	53.00



Beacons

L32 Series Super-LED® Beacon, Class 1 in Amber and Class 2 in Red & Blue, Low Dome - Cast Aluminum Base, Includes Scan-Lock™, Hi/Low Power, Cruise and Synchronize Features.

	L32L*F	Amber (Single Color Only) Flat Mount	375.00
††	L32L*F4	Amber (Single Color Only) Flat Mount, 24 VDC	375.00
	L32L*M	Amber (Single Color Only) Magnetic Mount	405.00
	L32L*V	Amber (Single Color Only) Magnetic/Suction Cup Mount	412.00
	L360PMKT	Pipe Mount Kit for L31/32 Flat Mount	39.00
	MIRROR20	Mirror Mount Bracket for L31 / L32 / L21 / L22 / L50 / L10 Series Beacons	53.00
	BBKT30	Shelf Mount Bracket for L30 Series, Stainless Steel, Mounts to Flat Vertical Surface	53.00



L21 Series Super-LED® Encapsulated, Class 1, Polycarbonate Base, Perm Mount Models with Scan-Lock™ Flash Patterns.

	L21H*P	Amber or White, Perm/Pipe/"J" Hook Mount, High Dome	343.00
	L21H*M	Amber or White, Magnetic Mount, High Dome	365.00
	L21H*V	Amber or White, Magnetic/Suction Cup Mount, High Dome	376.00
††	L21H*P4	Amber or White, Perm/Pipe/"J" Hook Mount, High Dome, 24 VDC	343.00
	L21L*P	Amber or White, Perm/Pipe/"J" Hook Mount, Low Dome	343.00
	L21L*M	Amber or White, Magnetic Mount, Low Dome	365.00
	L21L*V	Amber or White, Magnetic/Suction Cup Mount, Low Dome	376.00
††	L21L*P4	Amber or White, Perm/Pipe/"J" Hook Mount, Low Dome, 24 VDC	343.00
	MIRROR20	Mirror Mount Bracket for L31 / L32 / L21 / L22 / L10 Series Beacons	53.00
	BBKT20	Shelf Mount Bracket for L21 / L22 / L10 Series Beacons, Stainless Steel, Mounts to Flat Vertical Surface	53.00
	BGL	Branch Guard for Low Dome for L21 / L22 / L10 Series Beacons	39.00
	BGH	Branch Guard, High Dome for L21 / L22 / L10 Series Beacons	41.00
	MMK	90 Lb. Pull Magnetic Mount Kit, with 8' Straight Cord & Plug for L21 / L22 / L10 Series Beacons	31.50
	LSK	Single Lighted Switch (15 Amp Rated), Mounted on Bracket, Wired and Fused	42.00
	DH2000*	Replacement High Dome for L21 / L22 / L10 Series Beacons	74.00
	DL2000*	Replacement Low Dome for L21 / L22 / L10 Series Beacons	74.00



L22 Series Super-LED®, Single Color Encapsulated Beacon, Class 2 Amber - Polycarbonate Base, Includes Scan-Lock™ Flash Patterns.

††	L22H*P	Amber, Blue, Red or White, Perm/Pipe Mount, High Dome	198.00
††	L22H*P4	Amber, Blue, Red or White, Perm/Pipe Mount, 24 VDC, High Dome	198.00
	L22L*P	Amber, Blue, Red or White, Perm/Pipe Mount, Low Dome	198.00
	L22H*M	Amber, Blue, Red or White, Magnetic Mount, High Dome	223.00
	L22H*V	Amber, Magnetic/Suction Cup Mount, High Dome	234.00
	L22L*M	Amber (Single Color), Magnetic Mount, Low Dome	223.00
	L22L*V	Amber, Blue, Red or White, Magnetic/Suction Cup Mount, Low Dome	234.00
††	L22L*P4	Amber, Blue, Red or White, Perm/Pipe Mount, 24 VDC, Low Dome	198.00
	MIRROR20	Mirror Mount Bracket for L31 / L32 / L21 / L22 / L50 / L10 Series Beacons	53.00
	BBKT20	Shelf Mount Bracket for L21 / L22 / L10 Series Beacons, Stainless Steel, Mounts to Flat Vertical Surface	53.00
	BGL	Branch Guard for Low Dome for L21 / L22 / L10 Series Beacons	39.00
	BGH	Branch Guard, High Dome for L21 / L22 / L10 Series Beacons	41.00
	MMK	90 Lb. Pull Magnetic Mount Kit, with 8' Straight Cord & Plug for L21 / L22 / L10 Series Beacons	31.50
	LSK	Single Lighted Switch (15 Amp Rated), Mounted on Bracket, Wired and Fused	42.00
	DH2000*	Replacement High Dome for L21 / L22 / L10 Series Beacons	74.00
	DL2000*	Replacement Low Dome for L21 / L22 / L10 Series Beacons	74.00



L10 Series Super-LED® Beacon, Class 1 Amber, with Scan-Lock™ Flash Patterns

	L10HAP	Amber, High Dome, Perm/Pipe Hook Mount, 12 VDC	164.00
	L10HCP	Clear, High Dome, Perm/Pipe Mount, 12 VDC	164.00
††	L10HAP4	Amber, High Dome, Perm/Pipe Hook Mount, 24 VDC	164.00
	L10HAM	Amber, High Dome, Magnetic Mount, 12 VDC	182.00
	L10HAV	Amber, High Dome, Magnetic/Suction Mount, 12 VDC	182.00
	L10LAP	Amber, Low Dome, Perm/Pipe Hook Mount, 12 VDC	164.00
	L10LCP	Clear, Low Dome, Perm/Pipe Mount, 12 VDC	164.00
††	L10LAP4	Amber, Low Dome, Perm/Pipe Hook Mount, 24 VDC	164.00




All models are 12 Volt D.C. only unless otherwise noted above. For other voltages contact factory.

* Replace symbol in model number with letter indicating lens color or LED color desired: **A** = Amber; **C** = Clear/White

Replace symbol in model number with letter indicating SPLIT lens or LED color desired: **F** = Amber/Clear or White;

† (to be discontinued, check availability) †† (special order, check availability, non-returnable, non-cancelable)

! Indicate length desired: 5 foot, 6 foot, 7 foot or 8 foot \$ Indicates Lower Price

↓  - Special Order, Non-Returnable, Non-Cancelable. See "Made-To-Order" Statement on Table of Contents Page of this Price List.

Beacons

MODEL	DESCRIPTION	LIST
L10LAM	Amber, Low Dome, Magnetic Mount, 12 VDC	182.00
L10LAV	Amber, Low Dome, Magnetic/Suction Mount, 12 VDC	182.00
L10H#P	Amber/White or Amber/Blue Dual Color with Individual Control, Scan-Lock™ Flash Pattern and Synchronize Feature. Perm/Pipe Hook Mount, 12 VDC, High Dome	225.00
L10L#P	Amber/White or Amber/Blue Dual Color with Individual Control, Scan-Lock™ Flash Pattern and Synchronize Feature. Perm/Pipe Hook Mount, 12 VDC, Low Dome	225.00
MIRROR20	Mirror Mount Bracket for L31 / L32 / L21 / L22 / L50 / L10 Series Beacons	53.00
BBKT20	Shelf Mount Bracket for L21 / L22 / L10 Series Beacons, Stainless Steel, Mounts to Flat Vertical Surface	53.00
BGL	Branch Guard for Low Dome for L21 / L22 / L10 Series Beacons	39.00
BGH	Branch Guard, High Dome for L21 / L22 / L10 Series Beacons	41.00
MMK	90 Lb. Pull Magnetic Mount Kit, with 8' Straight Cord & Plug for L21 / L22 / L10 Series Beacons	31.50
LSK	Single Lighted Switch (15 Amp Rated), Mounted on Bracket, Wired and Fused	42.00
DH2000*	Replacement High Dome for L21 / L22 / L10 Series Beacons	74.00
DL2000*	Replacement Low Dome for L21 / L22 / L10 Series Beacons	74.00

L50 Series Super-LED® Beacon, Polycarbonate Base

L51*P	Class 1, Amber or White, Perm/Pipe Mount	342.00
L51*M	Class 1, Amber or White, Magnetic Mount	359.00
L53AP	Class 3, Amber, Flat Mount, Single LED Beacon, Scan-Lock™ Flash Patterns including Steady-Burn and Cruise Mode	68.00
L53AM	Class 3, Amber, Magnetic Mount, Single LED Beacon, Scan-Lock™ Flash Patterns including Steady-Burn and Cruise Mode	84.00
MIRROR15	Mirror Mount Bracket for L50 Series	55.00



L41 Series Super-LED® Beacon, 12/24 VDC, Class 1, Cast Aluminum Base, Includes Scan-Lock™, Permanent Mount Models with Hi/Low and Synchronization Feature, Red, Blue, Amber or White

L41*P	Perm/Pipe Mount	320.00
L41*M	Magnetic Mount	341.00
L41*V	Magnetic/Suction Mount	351.00
L40BG	Branch Guard for L41 Series Beacons	39.00

ROTA-BEAM™ Super-LED® R316 Series Beacon, Class 1 High Dome - Cast Aluminum Base, Includes Scan-Lock™, Hi/Low Power, Cruise and Synchronize Features.

R316AF	Amber Flat Mount	828.00
R316*M	Amber, Blue, Red and/or White (Single Color Only) Magnetic Mount	859.00
R316AV	Amber Magnetic/Suction Mount	866.00
RPHOTO	Photocell Option for Hi/Low Power	45.00



ROTA-BEAM™ Super-LED® R416 Series Beacon, Class 1 - Cast Aluminum Base, Includes Scan-Lock™, Hi/Low Power, Cruise and Synchronize Features.

R416AF	Amber Flat Mount	828.00
R416AM	Amber Magnetic Mount	859.00
R416AV	Amber Magnetic/Suction Mount	866.00
RPHOTO	Photocell Option for Hi/Low Power	45.00



Flashers, Halogen & LED

Universal® Halogen & LED Flashers

ULF44	Four Outlet, Four Outlet LED Flasher, 60 Watts per Outlet, More than 60 Scan-Lock™ Flash Patterns, Allowing for Alternating, Simultaneous and Synchronized Flashing Lightheads	91.00
UFM8	Eight Outlet Halogen/LED Flasher, 60 Watts per Outlet, 2x2x2x2 Switching, 17 Selectable Flash Patterns	191.00



Headlight/Grille, Taillight Flashers & Police Equipment Interface Modules

SSFPOS	100% Solid-State, Headlight/Grille Light Flasher, 2 Outlet, 160 Watts Per Outlet, 7 Flash Patterns, For Positive Switching Headlights	80.00
UHF2150A	Headlight/Grille Light Flasher with 4 Flash Patterns for Positive or Negative Headlight Switching (not for Chevy Impala)	71.00

Options for LED Lightheads

LEDLOAD	In-line "Load" Resistor Kit to Interface with OEM Turn Signal Circuit	68.00
PROGRAM1	Scan-Lock™ Flash Pattern Programmer	121.00

Lightheads, Super-LED®, LED, Halogen & Combination

Note: In the Model Number the 3rd and 4th Digit are for the LED or Super-LED® Color. The 7th Digit is for the Lens Color.

0S Square Lens Series, Marker/Clearance, Illumination and Flashing LED, Chrome Housing, Size is 1" Wide x 1-1/2" Long.

0S*00MCR	Amber or Red Marker/Clearance Light with Clear Lens	29.00
0S*00FCR	Amber or Red with Single Flash and Clear Lens	29.00
0S*00FCR	Blue or White with Single Flash and Clear Lens	40.00
0S*00SCR	Amber or Red Steady-Burn and Clear Lens	29.00
0SC0EDCR	White Illumination Light with Clear Lens	40.00
0AC0EDCR	White Illumination Light with Clear Lens and 45° Angled Chrome-Plated Bezel	42.00



2" Round 5mm LED Lightheads, Includes 2.5" Adapter for Customer Supplied 2.5" Grommet, 3" and 3.5" Flange Mount. Other Optional Mounting Kit Purchased Separately (See Optional Mounting Section).

T0*00M*R	Clearance Light, Amber or Red	36.00
T0CACCCR	Compartment Light, Intensity Level 3	51.00

Optional Mounting for 2" Round Series

TFLANGEB	Flange Kit, Surface Mount, Black	8.70
TFLANGEC	Flange Kit, Surface Mount, Chrome	16.50
TGROM2	2" Grommet	7.15

3" Round Super-LED® Lightheads, Steady-Burn or Flashing.

3SC0CDCR	Compartment Light, White	75.00
3S*00F*R	Flashing, Single Pattern, Amber	75.00
3SBCCDCR	Compartment Light, Split Blue/White, with Independent Control of Blue and White Light	82.00
3SRCCDCR	Compartment Light, Split Red/White, with Independent Control of Red and White Light	82.00
3SR0CDRR	Red, Steady-Burn, Nighttime Illumination Lighting	75.00
3FLANGEC	Flange Kit, Surface Mount, Chrome	12.50
3GROMMET	Grommet Mounting Kit	7.15

4" Round Super-LED® Lightheads, Scan-Lock™ Flash Patterns (with Phase 1 and Phase 2) and Steady-Burn, Includes Adapter for PAR36 Applications. Requires Optional Mounting Kit Purchased Separately (Except FE/FD Series).

2F*00Z*R	Flat Lens, Synchronizable, Amber or White	190.00
†† 2E*00Z*R	Extended Lens, Synchronizable, Amber or White	190.00

4" Round 5mm LED Lightheads (DIRECTIONAL) Requires Optional Mounting Kit Purchased Separately, See Optional Mounting Section.

20R00XRR	5mm LED, Brake/Tail/Turn, Maximum Intensity	101.00
----------	---------------------------------------------	--------

Optional Mounting for 4" Round Series, Except FEDC06*R and 4" Round Super-LED®, Unless Specified.

2FLANGEB	Black Surface Mount Trim Ring Kit (For LED Models Only)	8.70
2FLANGEC	Chrome Surface Mount Trim Ring Kit (For LED Models Only)	20.00
2GROMMET	Grommet Mounting Kit (For Super-LED® Models)	7.15

4" Round, 2G Series Super-LED® 5mm LED Grommet Mount Lightheads

20C0CDCR	Compartment Light, Level 3 Intensity, Optional Mounting Kit Purchased Separately	138.00
20C0CDCD	Compartment Light, Level 3 Intensity, with Deutsch® Connector, Optional Mounting Kit Purchased Separately	149.00
2G*00F*R	5mm LED Warning Light with 14 Flash Patterns and Steady-Burn, Red or Amber, Includes Grommet	109.00
2GFLANGC	Optional Surface Mount Chrome-Plated Flange Kit for 2G Series & Compartment Lights	18.50
2GFLANGB	Optional Surface Mount Black Flange Kit for 2G Series & Compartment Lights	8.70
2GBKT1	Optional "L" Bracket, For Use with Grommet Mount Lighthead Only, Each	21.50

400 Series Linear Super-LED®

4V3*	V-Series™, Combination 180° Warning, Take Down and Puddle Light with Scan-Lock™ Warning Flash Patterns, Red, Blue, Amber or White Warning	416.00
40**5SCR	Amber, Blue, Red and/or White, Six Super-LED® over Six Super-LED® with Individual Controls of Upper and Lower Level. Requires Remote Flasher, Purchased Separately (Not to be used as a Steady-Burn light)	237.00
40BUV	Super-LED® Back-up Light, Vertical Mount	203.00
40BUH	Super-LED® Back-up Light, Horizontal Mount	203.00

400 Series Single Level Super-LED®, Includes Scan-Lock™ Flash Patterns (with Phase 1 and Phase 2) and Steady-Burn with Synchronize Feature.

40*02Z*R	Amber or White	137.00
----------	----------------	--------

400 Series 5mm LED Brake/Tail/Turn, Turn & Back Up, Color LEDs with Color Outer Lens. Requires Optional Mounting Kit Purchased Separately (See Optional Mounting Section).

40BTT	LED, Brake/Tail/Turn with 2 Flash Patterns	132.00
40A00AAR	LED, Turn Light Amber	132.00
40C00VCR	LED, Interior/Back-up Light, Minimum Intensity	189.00

Options for 400 Series

4EFLANGE	Chrome-Plated Flange Kit (Not for use with Linear-LED® & Super-LED®), Surface Mount 5mm & Single Level Super-LED® Only	16.50
4FLANGEB	Black Flange Kit (not for use with Linear-LED® & Super-LED®), Surface Mount 5mm & Single Level Super-LED® Only	8.70
4TSMAB	Black Super-LED® Surface Mount Adapter, Linear-LED® & Super-LED® Only	19.00
4TSMAC	Chrome-Plated Super-LED® Surface Mount Adapter, Linear-LED® & Super-LED® Only	27.00
4EGRILP	Grille-Master™ Chrome Housing with Swivel Bracket. Not for use with LED/Halogen Combination Models	75.00
4EGRILB	Grille-Master™ Black Housing with Swivel Bracket. Not for use with LED/Halogen Combination Models	69.00

500 Series Linear Super-LED® Lightheads, Color LEDs with Color Outer Lens, Split Color Modules with Clear Outer Lens, Scan-Lock® Flash Patterns, Plus Steady-Burn, and Synchronize Feature. Requires Optional Mounting Kit Purchased Separately (See Optional Mounting Section).

50**2ZCR	Split Colors, Amber, For Horizontal Mounting	184.00
†† 50AC2ZCR	Split Amber/White, For Horizontal Mounting	184.00
†† 50CC2ZCR	Split White/White, For Horizontal Mounting	184.00
5V3*	V-Series™, Combination 180° Warning, Take Down and Puddle Light Combination with Scan-Lock™ Warning Flash Patterns, Red, Blue, Amber or White Warning	312.00

All models are 12 Volt D.C. only unless otherwise noted above. For other voltages contact factory.

* Replace symbol in model number with letter indicating lens color or LED color desired: **A** = Amber; **C** = Clear/White

† Replace symbol in model number with letter indicating SPLIT lens or LED color desired: **F** = Amber/Clear or White;

‡ (to be discontinued, check availability) †† (special order, check availability, non-returnable, non-cancelable)

! Indicate length desired: 5 foot, 6 foot, 7 foot or 8 foot \$ Indicates Lower Price

Beacons



↓ †† - Special Order, Non-Returnable, Non-Cancelable. See "Made-To-Order" Statement on Table of Contents Page of this Price List.

Beacons

MODEL	DESCRIPTION	LIST
50*02Z*R	Amber or White, For Horizontal Mounting	178.00
5V*02Z*R	Amber, For Vertical Mounting	178.00
†† 50AA2SA2	Cab Mount Lights with Chrome Flange, Vertical Mount (one per side)	218.00
50A02SA1	Grommet Mount, Includes Grommet, Lights Used on Rear of Trucks (in an array of 7)	197.00
500 Series TIR6™ Super-LED® , Color LEDs with Color Outer Lens, Split Color Modules with Clear Outer Lens, Six Super-LED®s (per panel). Scan-Lock™ Flash Patterns, including Steady and Synchronize Feature. Requires Optional Mounting Kit Purchased Separately (See Optional Mounting Section).		
50*03Z*R	Amber or White	167.00
†† 50**3ZCR	Split Colors Amber or White	173.00
†† 50AC3ZCR	Split Amber/White	173.00
Options for 500 Series (For all 500 Series Lighthoods, Except 5G Surface Mount Models).		
5FLANGEB	Black Trim Ring, Kit	9.20
5FLANGEC	Chrome-Plated Trim Ring, Kit	16.50
5FLANGEP	Polished Aluminum Flange	38.50
5GROMMET	Grommet Mount Kit	9.20
5GBKT1	Optional "L" Bracket for use with Grommet Mount Lighthouse Only, Each	20.50
5TSMAB	Black Surface Mount Adapter, TIR6™ Super-LED® Only	8.70
5TSMAC	Chrome-Plated Surface Mount Adapter, TIR6™ Super-LED® Only	16.50
5LSMAB	Black Surface Mount Adapter for Linear Super-LED® Only	16.50
5LSMAC	Chrome-Plated Surface Mount Adapter for Linear Super-LED® Only	27.00
5BRUSH	Aluminum Brush Guard, Includes Surface Mount Adapter for TIR6™ Super-LED® Series, 5mm Requires Optional Flange Purchased Separately	28.50
5BKT1	Mounting Bracket for 500 Series Super-LED®, Universal Mounting Bracket	14.50
5G Series Super-LED® and LED Grommet Mount Lighthoods		
5G*00F*R	5mm LED Warning Light, Amber or Red with 14 Flash Patterns	99.00
5GC0CCCR	Compartment Light, White Super-LED® with Clear Lens	81.00
5GC00WCR	5mm LED Back-up Light, White	117.00
5GFLANGC	Optional Surface Mount Chrome-Plated Flange Kit for 5G Series	21.50
5GFLANGB	Optional Surface Mount Black Flange Kit for 5G Series	8.70
5GBKT1	Optional "L" Bracket, For Use with Grommet Mount Lighthouse Only, Each	20.50
5GBOXB	NEW	59.00
600 Series Super-LED® Lighthoods , Surface Mount, Color LEDs with Color Outer Lens (Unless Specified). Requires Optional Mounting Kit Purchased Separately (See Optional Mounting Section).		
60*02S*R	Amber or White, without Flange, Requires LED Flasher Purchased Separately	194.00
60*02F*R	Amber or White, Includes Internal Flasher with Flash Patterns, Steady-Burn and Hi/Low Power	194.00
60C0ELZR	Gradient Opti-Scenelight™, Recess Mount	342.00
6SC0ENZR	Gradient Opti-Scenelight™, Surface Mount	309.00
600 Series 5mm LED Brake/Tail, Turn, & Back-Up Lighthoods , Surface Mount, Color LEDs with Color Outer Lens. Requires Optional Mounting Kit Purchased Separately (See Optional Mounting Section).		
60A00TAR	Amber Turn Signal, Populated Arrow Shape without Flange, with Multiple Flash Patterns	143.00
60BTT	LED, Brake/Tail/Turn with 2 Flash Patterns	195.00
60C00VCR	Interior/Back-up Light, Minimum Intensity	143.00
60C00WCR	Interior/Back-up Light, Maximum Intensity	512.00
600 Series Snap-In Halogen Lighthoods , Requires Optional Mounting Kit Purchased Separately (See Optional Mounting Section) Consider Applicable 600 or M6 Super-LED® Lighthoods.		
60F000*R	Without Flange	160.00
60K000XR	26 Degree Opti-Scenelight™, without Flange	168.00
60K000YR	13 Degree Opti-Scenelight™, without Flange	168.00
60J000CR	Back-up Light without Flange	129.00
60X000RR	Brake/Tail/Turn	138.00
60X000TR	Amber Arrow, without Flange	142.00
Options for 600 Series		
6PLAS15W	15 Degree Downward Housing, White	80.00
64FKIT	Mounting Kit to Convert 600 Series to Fit in Old-Style 64 Series Hole Cutouts	5.10
6EFLANGE	Chrome-Plated Flange Kit for 600 Series	20.50
6FLANGEB	Black Flange Kit for 600 Series	8.70
PLAST3V	Flange, Chrome-Plated Three Light Vertical (Lighthoods Purchased Separately)	165.00
PLAST4V	Flange, Chrome-Plated Four Light Vertical (Lighthoods Purchased Separately)	231.00
PLAST4VL	Flange, Chrome-Plated Four Light Vertical, 5mm LED and Super-LED® Only (Lighthoods Purchased Separately)	109.00
CAST3	Polished Aluminum Housing for Vertical Mounting, 3 Lamp	245.00
CAST3H	Polished Aluminum Housing for Horizontal Mounting, 3 Lamp	272.00
CAST4V	Polished Aluminum Housing for Vertical Mounting, 4 Lamp	373.00
700 Series Super-LED® Lighthoods , Surface Mount, Color LEDs with Color Outer Lens (Unless Specified). Requires Optional Mounting Kit Purchased Separately (See Optional Mounting Section).		
70*02S*R	Amber or White, without Flange, Requires LED Flasher Purchased Separately	194.00
70*02F*R	Amber or White, Includes Internal Flasher with Flash Patterns, Steady-Burn and Hi/Low Power	194.00
70C0ELZR	Gradient Opti-Scenelight™, Recess Mount	342.00



7SC0ENZR	Gradient Opti-Scenelight™, Surface Mount	309.00
----------	------------------------------------------	--------

700 Series 5mm LED Brake/Tail/Turn & Back-Up Lightheads, Surface Mount, Color LEDs with Color Outer Lens. Requires Optional Mounting Kit Purchased Separately (See Optional Mounting Section).

70BTT	LED, Brake/Tail/Turn with 2 Flash Patterns	167.00
70C00VCR	Interior/Back-up Light, Minimum Intensity	195.00
70C00WCR	Interior/Back-up Light, Maximum Intensity	436.00
70A00TAR	Amber Turn Signal, Sequential Chevron Arrow without Flange with Multi-Flash Pattern	132.00

700 Series Snap-In Halogen Lightheads, Requires Optional Mounting Kit Purchased Separately (See Optional Mounting Section). Consider Applicable 700 or M7 Super-LED® Lightheads.

70F000R	Without Flange	148.00
70K000ZR	8-32 Degree Opti-Scenelight™, without Flange	155.00

Options for 700 Series

7FLANGEB	Black Flange Kit	9.20
7EFLANGE	Chrome-Plated Flange Kit	17.50
7CAST3	Polished Cast Aluminum Housing, 3 Lamps	228.00
73FKIT	Mounting Kit to convert 700 Series to fit in Old Style 73 Series Hole Cutouts	6.15
†† 7GCV6LRC	Grille Mount Chrome Housing for 2006-2015 Chevy Express Van, Super-LED® & 5mm, Surface Mount, Pair	76.00
7PT5R	Rear Light Pod for Six 700 Series Lightheads for the 2015-2017 Ford Transit Medium or High Roof, Lightheads Purchased Separately, Freight Surcharge May Apply	560.00
7PTM5F	Front Light Pod for Six 700 Series Lightheads for the 2015-2017 Ford Transit Medium Roof, Lightheads Purchased Separately, Freight Surcharge May Apply	560.00
7PTH5F	Front Light Pod for Six 700 Series Lightheads for the 2015-2017 Ford Transit High Roof, Lightheads Purchased Separately, Freight Surcharge May Apply	560.00
7HTM5FC	Chrome-Plated Housings, Sold in Pairs for Front Driver and Passenger Side of the 2015-2017 Ford Transit Medium Roof, Four 700 Series Lightheads Purchased Separately	282.00
7HTM5RC	Chrome-Plated Housings, Sold in Pairs for Rear Driver and Passenger Side of the 2015-2017 Ford Transit Medium Roof, Four 700 Series Lightheads Purchased Separately	282.00
7HTH5FC	Chrome-Plated Housings, Sold in Pairs for Front Driver and Passenger Side of the 2015-2017 Ford Transit High Roof, Four 700 Series Lightheads Purchased Separately	282.00
7HTH5RC	Chrome-Plated Housings, Sold in Pairs for Rear Driver and Passenger Side of the 2015-2017 Ford Transit High Roof, Four 700 Series Lightheads Purchased Separately	282.00

810 Series - Relampable Halogen Lightheads, Surface Mount (Less Cable)

810CA0ZR	8-32 Degree Halogen Scenelight	242.00
810TRIM	Chrome-Plated Flange Cover	25.50

900 Series Super-LED® Lightheads, Surface Mount (Unless Specified), Color LEDs with Color Outer Lens (Unless Specified). Requires Optional Mounting Flange 90FLANGC & 90FLANGB Purchased Separately.

90**5S*R	Amber or White (Single Color Only), without Flange, Requires LED Flasher Purchased Separately	309.00
90**5F*R	Amber or White (Single Color Only), Includes Internal Flasher with Flash Patterns, Steady-Burn and Hi/Low Power	309.00
9SC0ENZR	Gradient Opti-Scenelight™, Surface Mount, Includes Flange	546.00
90FLANGB	Black Flange Kit for 900 Series Super-LED® Only	12.50
90FLANGC	Chrome-Plated Flange Kit for 900 Series Super-LED® Only	25.50

900 Series 5mm LED Brake/Tail & Turn, Lightheads, Surface Mount, Color LEDs with Color Outer Lens. Requires Optional Mounting Purchased Separately (See Optional Mounting Section).

90A00TAR	Turn Signal, Populated Arrow Shape without Flange, with 17 Flash Patterns, Amber, Left/Right Arrow	260.00
90BTT	LED, Brake/Tail/Turn with 2 Flash Patterns	389.00

900 Series Snap-In Halogen Lightheads, Optional Mounting Kit Purchased Separately (See Optional Mounting Section). Consider Applicable 900 or M9 Super-LED® Lightheads.

†† 90F000R	Without Flange	142.00
90E000ZR	Gradient Opti-Scenelight™	181.00
90J000CR	27 Watt Back-Up Light, without Flange	130.00

Options for 900 Series (Except for Super-LED®)

9FLANGEB	Black Flange Kit for 900 Series (Not for Use With 900 Super-LED® Series)	12.50
9EFLANGE	Chrome-Plated Flange Kit for 900 Series (Not for Use With 900 Super-LED® Series)	25.50
97FKIT	Mounting Kit to Convert 900 Series to Fit in Old Style 97 Series Hole Cutouts	7.15

Fluorent Plus™ Series Super-LED™ Compartment Tube Lighting, Includes Both "C" Clip and "P" Clip Mounting.

F09PC	9", Non-Frosted Lens	90.00
F18PC	18", Non-Frosted Lens	131.00
F27PC	27", Non-Frosted Lens	174.00
F36PC	36" Plus, Non-Frosted Lens	229.00
F45PC	45" Plus, Non-Frosted Lens	281.00
F54PC	54" Plus, Non-Frosted Lens	346.00
F63PC	63" Plus, Non-Frosted Lens	399.00

ION™ T-Series™ Linear Super-LED®, Surface Mount Lighthead, Includes Clear Lens, Black Flange and Scan-Lock™ Flash Patterns, (Replaces TION Series Lightheads).

TLI*	NEW Amber or White	170.00
TLI#	NEW Split Color, Amber/Blue or Amber/White Only	170.00
TLI2#	NEW DUO™ Color, Amber/Blue, Amber/White, Blue/White, Red/Blue or Red/White Only	190.00
TIONFC	Flange, Chrome	16.50

All models are 12 Volt D.C. only unless otherwise noted above. For other voltages contact factory.

* Replace symbol in model number with letter indicating lens color or LED color desired: **A** = Amber; **C** = Clear/White

Replace symbol in model number with letter indicating SPLIT lens or LED color desired: **F** = Amber/Clear or White;


† (to be discontinued, check availability) †† (special order, check availability, non-returnable, non-cancelable)

! Indicate length desired: 5 foot, 6 foot, 7 foot or 8 foot \$ Indicates Lower Price



Beacons



↓  - Special Order, Non-Returnable, Non-Cancelable. See "Made-To-Order" Statement on Table of Contents Page of this Price List.

Beacons

MODEL	DESCRIPTION	LIST
TIONBKT1		12.50
TIONBKT2	Optional Universal Adjustable License Plate Bracket for Two TLI™ Lighthead	32.50
TIONBKT3	Optional Universal "L" Mounting Bracket for Two TLI™ Lighthead	20.00
TIONBKT4	NEW	20.00
Interior Light, 6" Round, Low Profile, Surface Mount Super-LED® Interior Light		
60C0EHCR	Super-LED® Ambulance Interior Light. 6" Round Surface Mount	204.00
60C0EJCS	6 Diode Interior Light, White, Includes Switch	185.00
Interior Light, 8" Round, Super-LED® Ambulance Interior Lighthead		
80C0EHCR	Super-LED® Interior Light. Fits Industry Standard 8" Cutout (Replaces 80C0EECR)	168.00
80CBEHCR	9 Diode, Super-LED® Interior Light, 6 White with Hi/Low and 3 Blue	332.00
80CREHCR	9 Diode, Super-LED® Interior Light, 6 White with Hi/Low and 3 Red	332.00
Interior Lights (Less Cable)		
86CE1	12 Diode, Super-LED® 8" x 6" Interior Light, White	428.00
CL25C	Round Compartment Light, Clear, 25 Watt Halogen, Surface Mount	77.00
ION™ Series Super-LED® Universal Light , Includes Universal Mount, Scan-Lock™ Flash Patterns and a 4-Wire Pigtail. (For Chrome or White Housings, Contact Factory for Price, Availability and Minimum Order Requirements).		
ION*	Amber or White, Black Housing	180.00
ION#	Split Color, Clear Lens, Amber/Blue or Amber/White Only, Black Housing	180.00
ION™ Surface Mount Series Super-LED® , Includes Scan-Lock™ Flash Patterns and a 4-Wire Pigtail. (For Chrome or White Housings, Contact Factory for Price, Availability and Minimum Order Requirements).		
IONS*	Amber or White, Black Housing	180.00
IONS#	Split Color, Clear Lens, Amber/Blue or Amber/White Only, Black Housing	180.00
ION™ DUO™ Series Linear-LED® Universal Light , Includes Universal Mount, Scan-Lock™ Flash Patterns and a 5-Wire Pigtail. (For Chrome or White Housings, Contact Factory for Price, Availability and Minimum Order Requirements).		
I2#	Amber/White or Blue/Amber Only, Individual Control of each Color, Black Housing	203.00
ION™ DUO™ Surface Mount Series Linear-LED® , Scan-Lock™ Flash Patterns and a 5-Wire Pig Tail. (For Chrome or White Housings, Contact Factory for Price, Availability and Minimum Order Requirements)		
I2SM#	Amber/White or Blue/Amber Only, Individual Control of each Color, Black Housing	203.00
ION™ Wide Angle Series Super-LED® Universal Light , Includes Universal Mount, Scan-Lock Flash Patterns and a 4-Wire Pigtail. (For Chrome or White Housings, Contact Factory for Price, Availability and Minimum Order Requirements).		
WION*	Wide Angle, Amber or White, Black Housing	180.00
WION#	Wide Angle, Split Color, Clear Lens, Amber/Blue or Amber/White Only, Black Housing	180.00
ION™ Wide Angle Surface Mount Series Super-LED® , Includes Scan-Lock Flash Patterns and a 4-Wire Pigtail. (For Chrome or White Housings, Contact Factory for Price, Availability and Minimum Order Requirements).		
WIONS*	Wide Angle, Amber or White, Black Housing	180.00
WIONS#	Wide Angle, Split Color, Clear Lens, Amber/Blue or Amber/White Only, Black Housing	180.00
WXONS*	Wide Angle, Red, Blue, Amber or White, Black Housing with Smoked Lens	190.00
ION™ V-Series™ Super-LED® Universal Light , 180° Warning, Take Down and Puddle Light		
IONV3*	Universal Mount ION™ with Combination 180° Warning, Take Down and Puddle Light, Amber or White Warning, Black Housing.	271.00
IONV1*	Universal Mount ION™, with Combination 180° and TIR Warning, Single Color, Amber or White, Black Housing	266.00
XONV1*	Universal Mount ION™, with Combination 180° and TIR Warning, Single Color, Red, Blue, Amber or White, Black Housing with Smoked Lens	276.00
ION™ V-Series™ Super-LED® Surface Mount Lighthead , 180° Warning, Take Down and Puddle Light		
IONSV3*	Surface Mount ION™ with Combination 180° Warning, Take Down and Puddle Light, Amber or White Warning, Black Housing.	271.00
IONSV1*	Surface Mount ION™, with Combination 180° and TIR Warning, Single Color, Amber or White, Black Housing	266.00
XONSV1*	Surface Mount ION™, with Combination 180° and TIR Warning, Single Color, Red, Blue, Amber or White, Black Housing with Smoked Lens	276.00
Options for ION™, ION™ Wide Angle and ION™ V-Series™ Universal Lights , (For Chrome or White Housings, Contact Factory for Price, Availability and Minimum Order Requirements).		
IONK1B	Optional Swivel Mount Bracket, Black	32.50
IONGROM	Grommet Mount Kit	7.15
IONPEDB	Pedestal Mount Kit, Black	69.00
IONBKT1	Optional Universal License Plate Bracket for 2 ION™ Lighthead, Horizontal Mount. Not for Use with ION™ V-Series™	32.50
IONBKT7	Optional Grille Mount Brackets (pair) for 2015-2016 Chevy Tahoe, Requires Four ION™ Series Lighthead Purchased Separately	29.00
M2 Series Super-LED® Surface Mount , Color Outer Lens, Unless Specified. Optional Mounting Flange. 3-5/8" Long x 2-1/8" High x Protrudes 1"		
M2*	Warning, Amber or White	174.00
M2#	Warning, Split Color with Clear Lens, Amber/White Only	179.00
M2FC	Flange, Chrome	16.50
M2FB	Flange, Black	9.20
M2GROM	Grommet Mount Kit	8.20
M2PEDB	Pedestal Mount Kit, Black	69.00



M2PEDC	Pedestal Mount Kit, Chrome	75.00
M2 Wide Angle Series Super-LED® Surface Mount , Designed to meet NFPA and KKK specifications, Color Outer Lens, Unless Specified. Optional Mounting Flange		
M2W*	Warning, Wide Angle, Amber or White	174.00
M2FC	Flange, Chrome	16.50
M2FB	Flange, Black	9.20
M2GROM	Grommet Mount Kit	8.20
M2PEDB	Pedestal Mount Kit, Black	69.00
M2PEDC	Pedestal Mount Kit, Chrome	75.00



Beacons

M4 Series Linear Super-LED® Surface Mount, Color Outer Lens, Unless Specified. Optional Mounting Flanges Available. 5-1/2" Long x 3-3/8" High, Protrudes 1-3/8".

M4*	Warning, Amber or White. Internal Flasher with Flash Patterns and Synchronize Feature	188.00
M4#	Split Color with Clear Outer Lens, Side-By-Side, Amber/White Only. Internal Flasher with Flash Patterns and Synchronize Feature	234.00
M4*S	Amber or White, Requires LED Flasher Purchased Separately	188.00
M4V2*	V-Series™ Combination 180° Warning and Perimeter Light, Scan-Lock™ Flash Patterns with Color Outer Lens Over Warning, Amber Warning	407.00
M4FC	Flange, Chrome	16.50
M4FB	Flange, Black	9.20
M4FC400	Flange, Chrome, Adapts M4 to 400 Series Mounting	22.50
M4BRUSH	Brush Guard, Black	45.00
M4FF15B	Fog Light Mount, Stainless Steel, For 2015-2017 Ford F-150, Pair, Black	89.00

M6 Series Linear Super-LED® Surface Mount, Color Outer Lens, Unless Specified. Optional Mounting Flanges Available. 6-3/4" Long x 4-5/16" High, Protrudes 1-3/8".

M6V2*	V-Series™, Combination 180° Warning and Perimeter Light, Scan-Lock™ Flash Patterns with Color Outer Lens Over the Warning Light, Amber Warning	601.00
M6*	Warning, Amber or White. Internal Flasher with Flash Patterns and Synchronize Feature	229.00
M6*S	Amber or White, Requires LED Flasher Purchased Separately	229.00
M6BTT	Brake/Tail/Turn	167.00
M6T	Amber Turn Signal, Sequential Chevron Arrow without Flange with Multi-Flash Pattern	145.00
M6BUW	Back-Up Light	223.00
M6ZC	Gradient Scenelight	386.00
M6FC	Flange, Chrome	16.50
M6FB	Flange, Black	9.20
M6P15C	15° Angled Surface Mount Housing, Chrome	80.00
M6P15B	15° Angled Surface Mount Housing, Black	39.00
M6FC600	Flange, Chrome, Adapts M6 to 600 Series Mounting	25.50
M6BRUSH	Brush Guard, Black	45.00
M6HDLMTK	Headlight Mounting Kit for AT1 & KD Housings, Includes Hardware	79.00
M6FCV2	Flange, Chrome, Two Light, Vertical, Lightheads Purchased Separately	113.00
M6FCV3	Flange, Chrome, Three Light, Vertical, Lightheads Purchased Separately	156.00
M6FCV4	Flange, Chrome, Four Light, Vertical, Lightheads Purchased Separately	223.00
M6PTM5F	Front Light Pod for Eight M6 Lightheads for the 2015-2017 Ford Transit Medium Roof, Lightheads Purchased Separately, Freight Surcharge May Apply	560.00
M6PT5R	Rear Light Pods (2 Piece) for Six M6 Lightheads for the 2015-2017 Ford Transit Medium or High Roof, Lightheads Purchased Separately, Freight Surcharge May Apply	560.00
M6PTH5F	Front Light Pod for Eight M6 Series Lightheads for the 2015-2017 Ford Transit High Roof, Lightheads Purchased Separately, Freight Surcharge May Apply	560.00



M7 Series Linear Super-LED® Surface Mount, Color Outer Lens, Unless Specified. Optional Mounting Flanges Available. 7-5/8" Long x 3-3/8" High, Protrudes 1-3/8".

M7*	Warning, Amber or White. Internal Flasher with Flash Patterns and Synchronize Feature	229.00
M7*S	Amber or White, Requires LED Flasher Purchased Separately	229.00
M7ZC	Gradient Scenelight	229.00
M7FC	Flange, Chrome	16.50
M7FB	Flange, Black	9.20
M7FC700	Flange, Chrome, Adapts M7 to 700 Series Mounting	35.00
M7BRUSH	Brush Guard, Black	45.00
M7BKT1	Optional Universal Mounting Bracket for One Lighthead	19.50



M9 Series Linear Super-LED® Surface Mount, Color Outer Lens, Unless Specified. Optional Mounting Flanges Available. 10-3/8" Long x 6-1/2" High, Protrudes 1-3/8".


M9V2*	V-Series™, Combination 180° Warning and Scene Light, Scan-Lock™ Flash Patterns with Color Outer Lens Over the Warning Light, Amber Warning, Includes Chrome-Plated Flange	903.00
M9*	Warning, Amber or White. Internal Flasher with Flash Patterns and Synchronize Feature	343.00
M9*S	Amber or White, Requires LED Flasher Purchased Separately	343.00
M92#	DUO™ Blue/Amber or Amber/White Only, Scan-Lock™ Flash Patterns and Low Power	356.00
M9* CZ	Combination Warning/Scene Light, Scan-Lock™ Flash Patterns, Synchronize Feature and Hi/Low with Clear Outer Lens	343.00
M9LZC	Scenelight, White, Includes Flange	580.00
M9BTTX	Brake/Tail/Turn	372.00
M9T	Amber Turn	414.00



All models are 12 Volt D.C. only unless otherwise noted above. For other voltages contact factory.

* Replace symbol in model number with letter indicating lens color or LED color desired: **A** = Amber; **C** = Clear/White

Replace symbol in model number with letter indicating SPLIT lens or LED color desired: **F** = Amber/Clear or White;

† (to be discontinued, check availability)  (special order, check availability, non-returnable, non-cancelable)

! Indicate length desired: 5 foot, 6 foot, 7 foot or 8 foot **\$** Indicates Lower Price

↓ †† - Special Order, Non-Returnable, Non-Cancelable. See "Made-To-Order" Statement on Table of Contents Page of this Price List.

Beacons

MODEL	DESCRIPTION	LIST
M9BUW	Back-Up Light	433.00
M9FC	Flange, Chrome	25.50
M9FB	Flange, Black	9.20
M9FC900	Flange, Chrome, Adapts M9 Warning to 900 Series Mounting	46.00
M9FCZ900	Flange Chrome, Adapts M9 Scenelight to 900 Series Mounting	62.00
M9BRUSH	Brush Guard, Black	71.00
M9HTM5FC	Chrome-Plated Housings, Sold in Pairs for Front Driver and Passenger Side of the 2015-2017 Ford Transit Medium Roof, Two M9 Series Lighthoods Purchased Separately	282.00
M9HTM5RC	Chrome-Plated Housings, Sold in Pairs for Rear Driver and Passenger Side of the 2015-2017 Ford Transit Medium Roof, Two M9 Series Lighthoods Purchased Separately	282.00
M9HTH5FC	Chrome-Plated Housings, Sold in Pairs for Front Driver and Passenger Side of the 2015-2017 Ford Transit High Roof, Two M9 Series Lighthoods Purchased Separately	282.00
M9HTH5RC	Chrome-Plated Housings, Sold in Pairs for Rear Driver and Passenger Side of the 2015-2017 Ford Transit High Roof, Two M9 Series Lighthoods Purchased Separately	282.00
Micro Freedom® Super-LED® Lighthouse Assemblies, Mirror Mount Bracket Sold Separately (with 20' Cable).		
†† MCFLED2*	Freedom®, Two Linear Super-LED®s with a Built-in Flasher, 8.2"W x 10"D x 3.5"H, Blue, Red and/or Amber	771.00
†† MCSLED2*	Micro LFL Liberty™, Two Linear Super-LED®s with Built-in Flasher, 9.5" L x 12" D x 2.5" H, Blue, Red and/or Amber	663.00
Micron™ Series Super-LED® Lighthouse, Includes Scan-Lock™ Flash Patterns, and a 4-Wire Pigtail.		
MCRNS*	Surface Mount Amber or White, Black Flange	156.00
MCRNS#	Surface Mount, Split Color, Clear Lens, Amber/White Only, Black Flange	162.00
MCRNT*	Stud Mount, Amber or White	156.00
MCRNT#	Stud Mount, Split Color, Amber/White or Blue/Amber Only	162.00
MCRNB2	Optional Universal License Plate Bracket for Two MCRNS Lighthoods, Horizontal Mount	32.50
Pan & Tilt™ Super-LED® Spotlight		
PT360P	Permanent Mount with Wired Control	1015.00
PT360PW	Permanent Mount with Wireless Control	1061.00
PT360F	Flange Mount with Wired Control	1015.00
PT360FW	Flange Mount with Wireless Control	1061.00
PAR-36 Super-LED® Floodlights and Spotlights		
P36SLC	PAR-36, 12/24 VDC, Replacement	194.00
P36SLCHG	PAR-36, 12/24 VDC, Combination Spotlight/Floodlight. Includes Rubber Swivel Housing with Stainless Steel Bracket and Hardware	218.00
P36HHS	PAR-36, Super-LED® Hand Held Combination Spotlight/Floodlight, 12/24 VDC, Includes Cigar Cord, On/Off Switch and Magnet	410.00
PAR-36 Round Super-LED® Work Light, Cast Aluminum and Includes Pedestal/Swivel Mount, Standard.		
3PC0C0CD	White, Intensity Level 3, Deutsch® Connector	359.00
PAR-36 Round Super-LED® Work Light with Pedestal/Swivel Mount, Built-in On/Off Switch and Removable "T" Handle.		
PFBP12	12 Super-LED® Floodlight, Black Housing	442.00
PFBP12C	12 Super-LED® Floodlight, Black Housing with Chrome Rear Cover	453.00
PFBP6	6 Super-LED® Floodlight, Black Housing	376.00
PFBP6C	6 Super-LED® Floodlight, Black Housing with Chrome Rear Cover	386.00
PSBP12	12 Super-LED® Spotlight, Black Housing	442.00
PSBP12C	12 Super-LED® Spotlight, Black Housing with Chrome Rear Cover	453.00
PSBP6	6 Super-LED® Spotlight, Black Housing	376.00
PSBP6C	6 Super-LED® Spotlight, Black Housing with Chrome Rear Cover	386.00
PAR-36 Round Super-LED® Work Light with Stud/Swivel Mount.		
PFBS12	12 Super-LED® Floodlight, Black Housing	298.00
PFBS12C	12 Super-LED® Floodlight, Black Housing with Chrome Rear Cover	309.00
PFBS6	6 Super-LED® Floodlight, Black Housing	234.00
PFBS6C	6 Super-LED® Floodlight, Black Housing with Chrome Rear Cover	244.00
PSBS12	12 Super-LED® Spotlight, Black Housing	298.00
PSBS12C	12 Super-LED® Spotlight, Black Housing with Chrome Rear Cover	309.00
PSBS6	6 Super-LED® Spotlight, Black Housing	234.00
PSBS6C	6 Super-LED® Spotlight, Black Housing with Chrome Rear Cover	244.00
PFBS6S	6 Super-LED® Floodlight, Black Housing with Switch	234.00
PFBS12S	12 Super-LED® Floodlight, Black Housing with Switch	298.00
PSBS6S	6 Super-LED® Spotlight, Black Housing with Switch	234.00
PSBS12S	12 Super-LED® Spotlight, Black Housing with Switch	298.00
PAR-46 Super-LED® Steady-Burn Floodlights, Spotlights and Combination Spotlight and Warning Light		
P46SLC	PAR-46, 12 VDC, Replacement, 2° Spotlight	260.00
P46SLCHG	PAR-46, Spotlight 12 VDC, Includes Rubber Swivel Housing with Stainless Steel Bracket and Hardware	288.00
P46HHS	PAR-46, Super-LED® Hand Held Spotlight, 12 VDC, Includes Cigar Cord, On/Off Switch and Magnet	486.00
P46S2X2	PAR-46 12 VDC, Replacement, 8° Spot Light with California Steady Red, for Unity® Spot Light Mounting Only. One Wire Control of Spot light and Steady Red Override	343.00



Perimeter Enhancement Light, Super-LED®, Steady White.

PELCC	Chrome Flange, White	210.00
PELCB	Black Flange, White	210.00

Pioneer Micro™ Series, Super-LED® Work/Scene Light, Includes Mounting Bracket and 3 Additional Interchangeable Optic Lenses.

MPBW	Bail/Stud Mount, White Housing	421.00
MPBB	Bail/Stud Mount, Black Housing	421.00
MPPW	Low Profile Pedestal/Swivel Mount, White Housing	579.00
MPPWCS	Low Profile Pedestal/Swivel Mount, White Housing with Chrome Cover and On/Off Switch	599.00
MPPB	Low Profile Pedestal/Swivel Mount, Black Housing	579.00
MPPBBS	Low Profile Pedestal/Swivel Mount, Black Housing with Black Cover and On/Off Switch	579.00
MPPBCS	Low Profile Pedestal/Swivel Mount, Black Housing with Chrome Cover and On/Off Switch	599.00
MPRW	Straight Recessed Mount, White	516.00
MPRB	Straight Recessed Mount, Black	516.00
MPR15W	15 Degree Recessed Mount, White	516.00
MPR15B	15 Degree Recessed Mount, Black	516.00
NPBKT1	2013-2016 Ford F-250/350 Super Duty Pillar/Hood Mount Bracket for Micro Pioneer™ Bail/Stud Mount or Nano™ Pioneer Bail Mount	79.00
NPBKT2	2015-2017 Ford F-150 Pillar/Hood Mount Bracket for Micro Pioneer™ Bail/Stud Mount or Nano™ Pioneer Bail Mount	109.00



Beacons

Pioneer Nano™ NP Series, Includes Bail Mount, Two Interchangeable Lenses (8° and 40° X 20°) and a 6' Harness.

NP3BW	3-LED, with Bail Mount, White	208.00
NP3BB	3-LED, with Bail Mount, Black	208.00
NP6BW	6-LED, with Bail Mount, White	260.00
NP6BB	6-LED, with Bail Mount, Black	260.00
NPBKT1	2013-2016 Ford F-250/350 Super Duty Pillar/Hood Mount Bracket for Micro Pioneer™ Bail/Stud Mount or Nano™ Pioneer Bail Mount	79.00
NPBKT2	2015-2017 Ford F-150 Pillar/Hood Mount Bracket for Micro Pioneer™ Bail/Stud Mount or Nano™ Pioneer Bail Mount	109.00



Pioneer™ Series and Pioneer Plus™ Series, White Housing, 12 VDC unless noted, Super-LED® Flood/Spot Lights. Requires Optional Mounting Kit Purchased Separately, Unless Specified. For Black Housing, Add a "B" to the End of the Model Number, Contact Factory for Availability.

PFA1	Single Panel Pioneer™ Floodlight	640.00
PFA1LP	PFA1 with Low Profile Pedestal/Swivel Mount	796.00
PFP1	Single Panel Pioneer Plus™ Floodlight	858.00
PFS1	Single Panel Pioneer Plus™ Combination Flood/Spot	858.00
PFP1LP	PFP1 with Low Profile Pedestal/Swivel Mount	1014.00
PFA2	Dual Panel Pioneer™ Floodlight	1121.00
PFP2	Dual Panel Pioneer Plus™ Floodlight	1497.00
PSP1	Single Panel Pioneer Plus™ Spotlight, 8°	858.00
PSP1LP	PSP1 with Low Profile Pedestal/Swivel Mount	1014.00
PTP1	Single Panel Pioneer Plus™ Spotlight, 2°	858.00
PTP1LP	PTP1 with Low Profile Pedestal/Swivel Mount	1014.00
PFS2	Dual Panel Pioneer Plus™ Combination Flood/Spot	1497.00
PFP1AC	Single Panel Pioneer Plus™ Floodlight, 115 VAC, UL® Listed	1030.00
PSP1AC	Single Panel Pioneer Plus™, Spot Light, 8°, 115 VAC, UL® Listed	1030.00
PSP1ALP	PSP1AC with Low Profile Pedestal/Swivel Mount, 115 VAC, UL® Listed	1186.00
PFP2AC	Dual Panel Pioneer Plus™ Floodlight, 115 VAC, UL® Listed	1787.00
PCP2AFS	Dual Panel Pioneer Plus™ Combination Flood (Left)/Spotlight (Right), 115 VAC, UL® Listed	1787.00
PCP2ASF	Dual Panel Pioneer Plus™ Combination Spot (Left)/Floodlight (Right), 115 VAC, UL® Listed	1787.00
PCP3	Pioneer Plus™ Max Combination Flood and 8° Spotlight	1920.00



Options for Pioneer™ & Pioneer Plus™ Series, For Black Housing, Add a "B" to the End of the Model Number, Contact Factory for Availability.

PBA106U	Universal Bail Mount Bracket (Vertical or Horizontal), White, For Single Pioneer™ (PFA1/PFP1)	101.00
PBA103	Semi-Recess Housing with Chrome Flange, Mounts Single Pioneer™ (PFA1/PFP1) Straight or at a 15° Angle	299.00
PBA203	Semi-Recess Housing with Chrome Flange, Mounts Dual Pioneer™ (PFA2/PFP2) Straight or at a 15° Angle	324.00
PBAINTC	Brow Mount Brackets, Center Mount for International 4300, 4400, 7400 and Terrastar Chassis (Dual Pioneer™ Only)	163.00
PFLASH	Flasher with Steady-Burn Override, Multiple Flash Patterns	109.00



Pioneer™ and Pioneer Plus™ Series, Includes Handle and Pole/Pedestal Mount Adapter, (Pole or Pedestal Purchased Separately), White Housing, 12 VDC unless noted, Super-LED® Flood/Spot Lights. For Black Housing, Add a "B" to the End of the Model Number, Contact Factory for Availability.

PFA1P	Single Panel Pioneer™ with Pole/Pedestal Mount Adapter	884.00
PFA1P1	Single Panel Pioneer™ with Pole/Pedestal Mount Adapter and On/Off Switch	910.00
PFP1P	Single Panel Pioneer Plus™ with Pole/Pedestal Mount Adapter	1100.00
PFP1P1	Single Panel Pioneer Plus™ with Pole/Pedestal Mount Adapter and On/Off Switch	1126.00
PFA2P	Dual Panel Pioneer™ with Pole/Pedestal Mount Adapter	1367.00
PFA2P1	Dual Panel Pioneer™ with Pole/Pedestal Mount Adapter and On/Off Switch	1394.00
PFP2P	Dual Panel Pioneer Plus™ with Pole/Pedestal Mount Adapter	1741.00



All models are 12 Volt D.C. only unless otherwise noted above. For other voltages contact factory.

* Replace symbol in model number with letter indicating lens color or LED color desired: **A** = Amber; **C** = Clear/White

† Replace symbol in model number with letter indicating SPLIT lens or LED color desired: **F** = Amber/Clear or White;

‡ (to be discontinued, check availability) **!** (special order, check availability, non-returnable, non-cancelable)

! Indicate length desired: 5 foot, 6 foot, 7 foot or 8 foot **\$** Indicates Lower Price

↓ - Special Order, Non-Returnable, Non-Cancelable. See "Made-To-Order" Statement on Table of Contents Page of this Price List.

Beacons

MODEL	DESCRIPTION	LIST
PFP2P1	Dual Panel Pioneer Plus™ with Pole/Pedestal Mount Adapter and On/Off Switch	1766.00
PSP1P	Single Panel Pioneer Plus™, 8° Spotlight with Pole/Pedestal Mount Adapter	1100.00
PSP1P1	Single Panel Pioneer Plus™, 8° Spotlight with Pole/Pedestal Mount Adapter and On/Off Switch	1126.00
PFS1P	Single Panel Pioneer™ with Pole/Pedestal Mount Adapter, Combination Flood/Spot	1100.00
PFS1P1	Single Panel Pioneer™ with Pole/Pedestal Mount Adapter and On/Off Switch, Combination Flood/Spot	1126.00
PFS2P	Dual Panel Pioneer™ with Pole/Pedestal Mount Adapter, Combination Flood/Spot (Replaces PCP2P)	1741.00
PFP1AP	Single Panel Pioneer Plus™, 115 VAC, with Pole/Pedestal Mount Adapter	1273.00
PFP1AP1	Single Panel Pioneer Plus™, 115 VAC, with Pole/Pedestal Mount Adapter and On/Off Switch	1299.00
PFP2AP	Dual Panel Pioneer Plus™, 115 VAC, with Pole/Pedestal Mount Adapter	2029.00
PFP2AP1	Dual Panel Pioneer Plus™, 115 VAC, with Pole/Pedestal Mount Adapter and On/Off Switch	2056.00
PBAPEDD	Pedestal Mount Kit for Pioneer™ with Pole/Pedestal Mount Adapter	316.00
PBAPEDDL	Locking Pedestal Mount Kit for Pioneer™ with Pole/Pedestal Mount Adapter	373.00
PBAPEDA	Pedestal Mount Kit for 115 VAC Pioneer™ with Pole/Pedestal Mount Adapter	316.00
PBAPEDAL	Locking Pedestal Mount Kit for 115 VAC Pioneer™ with Pole/Pedestal Mount Adapter	373.00
PCP2AP	Dual Panel Pioneer Plus™ Combination Flood/8° Spotlight, 115 VAC, UL® Listed with Pole/Pedestal Mount Adapter	2056.00
PCP2AP1	Dual Panel Pioneer Plus™ Combination Flood/8° Spotlight, 115 VAC, UL® Listed with Pole/Pedestal Mount Adapter and On/Off Switch	2056.00
PCP3P	Pioneer Plus Max™ Combination Flood and 8° Spotlight with Pole/Pedestal Mount Adapter	2076.00
PCP3P1	Pioneer Plus Max™ Combination Flood and 8° Spotlight with Pole/Pedestal Mount Adapter and On/Off Switch	2103.00
Pioneer Quad™, 4 Panel, 120 VAC Floodlight and Combination Flood/Spotlight		
PFP4AWB	Pioneer Quad™, Flood, 115 VAC, UL® Listed with Bail Mount Bracket	2821.00
PFP4AWP	Pioneer Quad™, Flood, 115 VAC, UL® Listed with Pole/Pedestal Mount Adapter	3278.00
PFP4AWP1	Pioneer Quad™, Flood, 115 VAC, UL® Listed with Pole/Pedestal Mount Adapter and 1 Switch	3304.00
Pioneer™ Series & Pioneer Plus™ Series, Lightbar Mount, Super-LED® Flood/Spot Lights , Includes Permanent Mounting Feet, White Flood/Spot Mounting Bracket and Flasher with Scan-Lock™ Flash Patterns, Including Steady Burn. Factory Installed on Freedom IV Lightbars Only. Lightbar Purchased Separately and May Prevent the Use of Other Options. Freight Surcharge May Apply. For Black Housing, Add a "B" to the End of the Model Number, Contact Factory for Availability.		
PFA1F41	1 Single PFA1 Pioneer™ Center Mounted for 55" and Up	1422.00
PFA1F42	2 Single PFA1 Pioneer™s with Mounting Brackets for 72" and Up	2279.00
PFP1F41	1 Single PFP1 Pioneer™ Center Mounted for 55" and Up	1641.00
PFP1F42	2 Single PFP1 Pioneer™s with Mounting Brackets for 72" and Up	2719.00
PFA2F41	1 Dual PFA2 Pioneer™ Center Mounted for 55" and Up	1958.00
PFA2F42	2 Dual PFA2 Pioneer™s with Mounting Brackets for 72" and Up	3458.00
PFP2F41	1 Dual PFP2 Pioneer™ Center Mounted for 55" and Up	2333.00
PFS2F41	NEW 1 Dual PFS2 Pioneer™ Center Mounted for 55" and Up, Combination Flood/Spot	2333.00
PFP2F42	2 Dual PFP2 Pioneer™s with Mounting Brackets for 72" and Up	4209.00
PFS2F42	NEW 2 Dual PFS2 Pioneer™s with Mounting Brackets for 72" and Up, Combination Flood/Spot	4209.00
Pioneer Plus™ Surface Mount Single and Dual Flood/Spot Combination		
PCPSM1C	Single Panel, Combination Flood/Spot, Chrome Flange	832.00
PCPSM1B	Single Panel, Combination Flood/Spot, Black Flange	832.00
PCPSM2C	Dual Panel, Combination Flood/Spot, Chrome Flange	1612.00
PCPSM2B	Dual Panel, Combination Flood/Spot, Black Flange	1612.00
PCPSM2AC	NEW Dual Panel, Combination Flood/Spot, 115 VAC, UL® Listed, Chrome Flange	1902.00
PCPSM2AB	NEW Dual Panel, Combination Flood/Spot, 115 VAC, UL® Listed, Black Flange	1902.00
Pioneer SlimLine™ Series , 12 VDC, Super-LED®. Standard Spotlight includes Interchangeable Flood/Flood Lens and the PSL2 also Includes a Combination Flood/Spot Light Lens.		
PSL1B	Single Panel, Bail/Stud Mount, White Housing	421.00
PSL1BB	Single Panel, Bail/Stud Mount, Black Housing	421.00
PSL1P	Single Panel, Low Profile Pedestal/Swivel Mount, White Housing	572.00
PSL1PB	Single Panel, Low Profile Pedestal/Swivel Mount, Black Housing	572.00
PSL1R	Single Panel, Semi-Recessed, Chrome Flange Mount, White Housing	485.00
PSL1RB	Single Panel, Semi-Recessed, Chrome Flange Mount, Black Housing	485.00
PSL1R5	Single Panel, Semi-Recessed 15° Angle Chrome Flange Mount, White Housing	485.00
PSL1R5B	Single Panel, Semi-Recessed 15° Angle Chrome Flange Mount, Black Housing	485.00
PSL2B	Dual Panel, Bail/Stud Mount, White Housing	858.00
PSL2BB	Dual Panel, Bail/Stud Mount, Black Housing	858.00
PSL2P	Dual Panel, Low Profile Pedestal/Swivel Mount, White Housing	1015.00
PSL2PB	Dual Panel, Low Profile Pedestal/Swivel Mount, Black Housing	1015.00
PSL2R	Dual Panel, Semi-Recessed, Chrome Flange Mount, White Housing	858.00
PSL2RB	Dual Panel, Semi-Recessed, Chrome Flange Mount, Black Housing	858.00
PSL2R5	Dual Panel, Semi-Recessed 15° Angle Chrome Flange Mount, White Housing	858.00
PSL2R5B	Dual Panel, Semi-Recessed 15° Angle Chrome Flange Mount, Black Housing	858.00



Pioneer LiFe™ Battery Operated Portable Area Light Series, Includes Intelligent Inductive Charger™ and Floodlight Lens
(Interchangeable Spotlight Lens Supplied)

LF35	NEW 12 VDC, Rechargeable	1425.00
LF35A	NEW 115 - 240 VAC, Rechargeable, with Standard NEMA Plug for U.S.	1525.00
LF35E	NEW 240 VAC, Rechargeable, with CEE7 Plug for Europe	1525.00
LF35BASE	NEW Optional Non-Charging Base Only	99.00
LF35CB12	NEW Optional 12 VDC, Charging Base Only	369.00
LF35CBAC	NEW Optional 115 - 240 VAC, Charging Base Only, with Standard NEMA Plug for U.S.	469.00
LF35CBAE	NEW Optional 240 VAC, Charging Base Only, with CEE7 Plug for Europe	469.00



Beacons

Strip-Lite™ Super-LED® 5mm LED Series, Surface Mount, Color LEDs with Color Outer Lens.

PS*00F*R	5mm, Amber or Red, 14 Flash Patterns including Steady-Burn	132.00
PSC00FCR	5mm, White, 14 Flash Patterns including Steady-Burn	357.00
PSR00XRR	5mm, Brake/Tail, with 2 Flash Patterns	140.00
PSRASXCR	5mm, Brake/Tail with Amber Turn Signal	140.00
PSC0ADCR	Super-LED® Compartment Light, Intensity Level 2, Frosted Lens	91.00
PSC0CDCR	Super-LED® Compartment Light, Intensity Level 3, Frosted Lens	138.00
PSBKT451	45° Mounting Bracket for 1 Strip-Lite™ Compartment Light	23.50
PSBKT1	Guard for use with or without Single Angle Bracket	34.00



TIR3™ & LIN3™ Series Super-LED® Lighthoods, Surface Mount, Color Super-LED® with Clear Outer Lens, 3.5" W x 1.1" H x 1.2" D. Includes Black Flange. Scan-Lock™ Flash Patterns including Steady-Burn and Synchronize Feature.

RS*02ZCR	LIN3™, Horizontal Mounting, Amber or White	98.00
RS*03ZCR	TIR3™, Horizontal Mounting, Amber or White	98.00
RV*03ZCR	TIR3™, Vertical Mounting, Amber or White	98.00



LIN6™ & LINV2™ V-Series™ Linear Super-LED® Lighthoods, Surface Mount, Color Super-LED® with Clear Outer Lens, 4" W x 2" H x 1-9/16" D, Includes Black Flange. Scan-Lock™ Flash Patterns Including Steady-Burn and Synchronize Feature.

LINV2*	V-Series™, Combination 180° Warning and Puddle Light with Scan-Lock™ Warning Flash Patterns, Amber or White Warning	235.00
LINSV2*	V-Series™, Combination 180° Warning and Puddle Light with Scan-Lock™ Flash Patterns for Under Surface Mounting, Amber	245.00
LIN6*	Horizontal Mount, Amber or White	156.00
LIN6#	Split Color, Clear Lens, Amber/White Only, Horizontal Mount	162.00
LIN61	Horizontal Mount, Amber/Amber Split	163.00

Options for TIR3™, LIN3™, LIN6™ & LINV2™ V-Series™ Linear Series Super-LED®

RFLANGCD	Optional, Deep, Chrome-Plated Mounting Flange Kit (Not for Use with LINV2™ Series)	16.50
RFLANGEC	Optional Chrome-Plated Mounting Flange Kit	16.50
RFLANGEA	Optional Cast Aluminum Mounting Flange Kit (Not for Use with LINV2™ Series)	29.50
RFLANG2B	Optional Black, Dual Surface Mount Flange Kit for Two Lighthoods	14.50
RFLANG2C	Optional Chrome-Plated, Dual Surface Mount Flange Kit for 2 Lighthoods	19.50
LIN6FC	Optional Deep Chrome-Plated Mounting Flange Kit (Not for Use with LINV2™ Series)	16.50
RGROMMET	Grommet Mount Kit for LIN6™	7.15
L6BKT3	Optional 46 Degree Push Bumper Bracket, Each	15.50
LSVBKT47	NEW Ford F-150, 2015-2017, Under-the-Side View Mirror Mount for Two LINSV2™ Series Sold Separately, Pair	24.50
RBKT1	Optional "L" Mounting Bracket for 1 Lighthouse (Consider Using LIN3™ Mounting Flange when used with LIN6™, Purchased Separately and Not for Use with RV Series)	12.50
RBKT2	Optional "L" Mounting Bracket for 2 Lighthoods (Consider Using LIN3™ Mounting Flange when used with LIN6™, Purchased Separately and Not for Use with RV Series)	21.50
RBKT4	Optional Swivel Mounting Bracket For 1 TIR3™ or LIN3™	38.00
RBKT6	Optional License Plate Bracket for 2 TIR3™/LIN3™/LIN6™s, Horizontal Mount	23.50
RBKT7	Optional License Plate Bracket for 2 TIR3™/LIN3™/LIN6™s, Vertical Mount	23.50
RBKT10	Optional Trunk Mount Bracket for Dodge Charger, Pair	31.50
RBKT12	Optional 2013-2016 Ford F-250/350/450/550 Above the Rear Taillight Mounting Bracket, Pair (Consider Using LIN3™ Mounting Flange when used with LIN6™, Purchased Separately)	63.00
RBKT14	Optional 2014-2017 Chevy Silverado 1500 / GMC 1500 Above the Rear Taillight Mounting Bracket, Pair (Consider Using LIN3™ Mounting Flange when used with LIN6™, Purchased Separately)	63.00
RBKT18	Optional 2015-2017 Ford F-150 Above the Rear Taillight Mounting Bracket, Pair	63.00
RBKT19	Optional 2015-2017 Ford F-150 Below the Rear Taillight Mounting Bracket, Pair	63.00

V23™ Series Super-LED® Surface Mount Lighthouse, Clear Outer Lens, 4-1/4" Long x 2-11/16" High x 1-1/2" Protrusion, with Flange.

V23*TPB	Combination 180° Warning, Take-Down and Puddle Light Combination, Amber or White Warning, Black Flange	282.00
V23P20B	20° Angled Surface Mount Housing, Black	20.00
V23P20C	20° Angled Surface Mount Housing, Chrome	27.00
V23PEDB	Pedestal Mount Kit, Black	69.00
V23PEDC	Pedestal Mount Kit, Chrome	75.00



Vertex™ Super-LED® Light, Single Self-Contained Lighthouse with 25 Scan-Lock™ Flash Patterns, Including Steady-Burn.

VTX609*	Omni Directional Lighthouse, Amber or White, 9' Cable	135.00
VTX609#	Omni Directional Lighthouse, Split Color, Amber/White, 9' Cable	140.00
VTXFB	Flange Kit, Surface Mount, Black	8.70
VTXFC	Flange Kit, Surface Mount, Chrome	16.50

All models are 12 Volt D.C. only unless otherwise noted above. For other voltages contact factory.

* Replace symbol in model number with letter indicating lens color or LED color desired: **A** = Amber; **C** = Clear/White

Replace symbol in model number with letter indicating SPLIT lens or LED color desired: **F** = Amber/Clear or White;

† (to be discontinued, check availability) ‡ (special order, check availability, non-returnable, non-cancelable)

! Indicate length desired: 5 foot, 6 foot, 7 foot or 8 foot \$ Indicates Lower Price

†† - Special Order, Non-Returnable, Non-Cancelable. See "Made-To-Order" Statement on Table of Contents Page of this Price List.

MODEL DESCRIPTION LIST

DOT Wing Plow Super-LED® Lighthoods

Wing Plow Super-LED® Lighthoods, Includes TIR3™ Super-LED® Encapsulated in a Cast Housing and 20' Cable.

WPLOW1A	Amber, for use when Wing Plow is in Use	218.00
WPLOW2A	Amber, for use when Wing Plow is Stowed	218.00
WPLOW3AA	Includes 1-WPLOW1A and 1-WPLOW2A	402.00

Wing Plow LINZ6 Super-LED® Lighthouse, Encapsulated in a Cast Housing with 20' Cable

WPLOWZ1A	Amber, for use when Wing Plow is in Use	271.00
WPLOWZ2A	Amber, for use when Wing Plow is Stowed	271.00
WPLOWZ3A	Includes WPLOWZ1A and WPLOWZ2A	514.00



Switches And Control Boxes

Power Control Centers and Switches

PCC8R	8 Position Key Pad with Remote Relay Module, Three 20 Amp and Five 10 Amp Relays	335.00
PCCS9RW	Switch Control for Standard Switching	271.00
PCCS9LW	Programmable Switch Control for Liberty™ II & Freedom® IV Lightbars (Low Current Switching)	266.00
PCC4W	Switch Box with Four 25 AMP SPST Switches, Lighted	125.00
PCC6W	Switch Box with Six 25 AMP SPST Switches, Lighted	174.00
PCC6W1	Similar to PCC6W, Except Last On/Off Switch is Replaced with a Momentary Switch	164.00
PCC10W	Switch Box with Ten 25 AMP SPST Switches, Lighted	204.00
PCC10W1	Similar to PCC10W, Except Last On/Off Switch is Replaced with a Momentary Switch	204.00
1SWITCH	1 Switch Bracket Only, Switch Purchased Separately	39.00
2SWITCH	2 Switch Bracket Only, Switches Purchased Separately	69.00
3SWITCH	3 Switch Bracket Only, Switches Purchased Separately	97.00
4SWITCH	4 Switch Bracket Only, Switches Purchased Separately	132.00
PC1	PC-1 Switch, Lighted SPST, 15 AMP Contacts	23.50
PC2	PC-2 Switch, Momentary SPST, 15 AMP Contacts	24.50
PC3	PC-3 Switch, Lighted SPDT, 15 AMP Contacts	43.00



Back-Up Alarms, Electronic

Back-Up Alarms

WBUA107	Back-Up Alarm, 107dB, 12-24 VDC	58.00
WBUA97	Back-Up Alarm, 97dB, 12-24 VDC	48.00
WBUA112	Back-Up Alarm, 87-112dB, 12-24 VDC, Self-Adjusting	120.00
WBUA112C	Back-Up Alarm, 112 dB, 12-24 VDC	80.00



Safety Site™ & Emitters

Safety Site™, Super-LED® Traffic Control Light.

W20SSRK	5 Red Module Kit, Includes Carrying Bag	516.00
W20SS	Red Module, Each	97.00

Traffic Advisor™ Series & Accessories

All Models include Control Head for Light Array (Unless Specified), Programmable Flash Patterns Standard on TACTL5, allows for Remote Activation of the "Flash Pattern" and End Lamp Enable/Disable Feature.

Traffic Advisor™, TAC8 Super-LED®, 2" High x 2.64" Deep "C" Style Housing x 47.75" Length, Control Head Included

TAC815	Eight Lamp Super-LED® Traffic Advisor™, with 15' Cable	825.00
TAC830	Eight Lamp Super-LED® Traffic Advisor™, with 30' Cable	909.00
TAC850	Eight Lamp Super-LED® Traffic Advisor™, with 50' Cable	1015.00

Dominator™ Traffic Advisor™, TIR3™ Super-LED® Low Profile, Control Head Optional, 1.74" High x 2.17" Deep Housing, Three Super-LED®s Per Panel.


TAD6	Six Lamp TIR3™ Super-LED® Traffic Advisor™, 23.36" Long, Less Control Head	558.00
TAD8	Eight Lamp TIR3™ Super-LED® Traffic Advisor™, 30.36" Long, Less Control Head	697.00
†† TAD8**	Eight Lamp TIR3™ Super-LED® Traffic Advisor™ with Two End Flashing LEDs, Blue, Red and/or Amber, 30.36" Long, Less Control Head	708.00

Dominator™ Plus Traffic Advisor™, LINZ6™ Super-LED® Low Profile, Control Head Optional, 1.74" High x 2.17" Deep Housing, Six Super-LED®s Per Lamp.

TADP6	Six Lamp LINZ6™ Super-LED® Traffic Advisor™, 23.26" Long, Less Control Head	958.00
TADP8	Eight Lamp LINZ6™ Super-LED® Traffic Advisor™, 30.36" Long, Less Control Head	1249.00
†† TADP8**	Eight Lamp, Six Lamp LINZ6™ Super-LED® Traffic Advisor™ with Two End Flashing LEDs, Amber, 30.36" Long, Less Control Head	1265.00
†† TADP8FT	Eight Lamp LINZ6™ Super-LED® Traffic Advisor™, 37.37" Long, Includes Rear Deck Mounting for 2013-2017 Ford Police Interceptor	1286.00

Traffic Advisor™, TIR3™, Super-LED®, 1.74" High x 2.17" Deep Housing, Three Super-LED®s Per Panel.

TAM63	Six Lamp TIR3™ Super-LED® Traffic Advisor™, 23.26" Long	734.00
-------	---------------------------------------------------------	--------



	TAM83	Eight Lamp TIR3™ Super-LED® Traffic Advisor™, 30.36" Long	896.00
††	TAM83**	Eight Lamp TIR3™ Super-LED® Traffic Advisor™, 30.36" Long, with Two End Flashing LEDs, Amber	906.00
	Traffic Advisor™, LINZ6™, Super-LED®, 1.74" High x 2.17" Deep Housing, Six LED's Per Panel.		
	TAZ66	Six Lamp LINZ6™ Super-LED® Traffic Advisor™, 23.26" Long	1101.00
	TAZ86	Eight Lamp LINZ6™ Super-LED® Traffic Advisor™, 30.36" Long	1404.00
††	TAZ86**	Eight Lamp, Six Lamp LINZ6™ Super-LED® Traffic Advisor™ with Two End Flashing Super-LEDs, Amber, 30.36" Long	1419.00
	Traffic Advisor™, 5mm LED Low Profile, 2.84" High x 2.25" Deep "C" Style Housing. Now with Waterproof Connectors Standard.		
	TAL65	Six Lamp LED Traffic Advisor™, 36" Long	815.00
	TAL85	Eight Lamp LED Traffic Advisor™, 46.82" Long	1019.00
	Traffic Advisor™, Front Load, Super-LED®, 2.35" High x 2.38" Deep Housing.		
	TANF85	Eight Lamp Linear-LED® Traffic Advisor™, 45.12" Long	1197.00
††	TANF85**	Six Lamp Linear-LED® Traffic Advisor™ with Two End Flashing Super-LED®s, Amber, 45.12" Long	1210.00
	TANF65	Six Lamp Linear-LED® Traffic Advisor™, 37" Long	1024.00
	TACF85	Eight Lamp CON3™ Super-LED® Traffic Advisor™, 45.12" Long	971.00
††	TACF85**	Eight Lamp CON3™ Super-LED® Traffic Advisor™ with 2 End Flashers, Amber, 45.12" Long	982.00
	TANBKT1	Mounting Bracket, for top of Vehicle (Horizontal) Mounting	23.50
	Traffic Advisor™, Front Load, DUO™ Super-LED®, 2.35" High x 2.38" Deep Housing, No Control Head Required.		
	TADF6	Six DUO™ Color Linear Super-LED® Traffic Advisor™, Requires No Special Control Head, 37" Long	1671.00
	TADF8	Eight DUO™ Color Linear Super-LED® Traffic Advisor™, Requires No Special Control Head, 45.12" Long	1791.00
	TDP\$\$\$00	Six or Eight DUO™ Super-LED® Modules, No Charge when Ordered with DUO Traffic Advisor, Replace Symbol \$\$\$ with Number of Warning LED Colors, Order Red/Blue/Amber.	
	Traffic Advisor™, TIR6™ Super-LED® Low Profile, 2.84" High x 2.25" Deep Housing, Six Super-LED®s Per Panel. Now with Waterproof Connectors Standard.		
	TAM65	Six Lamp Super-LED® Traffic Advisor™, 36" Long	1210.00
	TAM85	Eight Lamp Super-LED® Traffic Advisor™, 46.82" Long	1498.00
††	TAM85**	Six Lamp Super-LED® Traffic Advisor™ with Two End Flashing Super-LED®s, Amber, 46.82" Long	1508.00
	Traffic Advisor™, Arrow Head Style, Halogen & LED Models, Includes TACTL6 Control Head Unless Noted.		
††	TA166AL5	600 Series, 16 LED Lamps, One Piece	4515.00
	Traffic Advisor™, Front Load, Arrow Head Style, Linear™ Super-LED®, 3.5" Deep x 46" Long, Includes TACTL6		
††	TA165NF1	Sixteen Lamp, 23" High with 25' Cable	2586.00
††	TA165NF2	Sixteen Lamp 23" High with 50' Cable	2738.00
††	TA125NF1	Twelve Lamp 15" High with 25' Cable	2177.00
††	TA125NF2	Twelve Lamp 15" High with 50' Cable	2328.00
	Traffic Advisor™ Accessories		
	TACTL5	Control Head Only, Programmable for 6 or 8 Lamp Halogen or LED Traffic Advisor™. Includes Auxiliary On/Off Switch. (Replaces TACTLD1 and TACTRL1A)	420.00
	TACTL6	Control Head Only, Programmable for 16 Lamp Halogen or LED Traffic Advisor™. Includes Auxiliary On/Off Switch. Meets Federal Standards. (Replaces TACTRL3A)	420.00
	TADCTL1	TAD/TADP Series Control Head Only	136.00
	TADSW1	On/Off Non-Lighted, SPDT 20 Amp Switch, for TACTL5	16.50
	TADSW2	On/Off/On Non-Lighted, SPDT 20 Amp Switch, for TACTL5	16.50
	DELTAC5	NEW Delete TACTL5 from 6 to 8 Light LED or Halogen Traffic Advisor™ - DEDUCT	100.00
	DELTAC6	NEW Delete TACTL6 from 16 Lamp LED or Halogen Traffic Advisor™ - DEDUCT	100.00




Systems - .DOT



Tracer™ Series

Tracer™ Series, Super-LED® Light Array, SOLO™, DUO™ or TRIO™ Versions Available in a 1 to 6 Lamp Unit. Lighthead and mounting ordered as Separate Line items.

	TCRHS1	1 Lamp Housing and TCRL* SOLO™ Lighthead. "L" Bracket Mounting (2 Required) Purchased Separately	349.00
	TCRHS2	2 Lamp Housing and TCRL* SOLO™ Lighthead. "L" Bracket Mounting (3 Required) Purchased Separately	535.00
	TCRHS3	3 Lamp Housing and TCRL* SOLO™ Lighthead. "L" Bracket Mounting (4 Required) Purchased Separately	715.00
	TCRHS4	4 Lamp Housing and TCRL* SOLO™ Lighthead. "L" Bracket Mounting (5 Required) Purchased Separately	889.00
	TCRHS5	5 Lamp Housing and TCRL* SOLO™ Lighthead. "L" Bracket Mounting (6 Required) or Vehicle Specific Mounting Purchased Separately	1075.00
	TCRHS6	6 Lamp Housing and TCRL* SOLO™ Lighthead. "L" Bracket Mounting (7 Required) or Vehicle Specific Mounting Purchased Separately	1255.00
	TCRL*	SOLO™ Lighthead, Red, Blue, Amber, or White. No Charge When Ordered with the Appropriate Housing	
	TCRHD1	1 Lamp Housing and TCRL** DUO™ Lighthead. "L" Bracket Mounting (2 Required) Purchased Separately	399.00



All models are 12 Volt D.C. only unless otherwise noted above. For other voltages contact factory.
 * Replace symbol in model number with letter indicating lens color or LED color desired: **A** = Amber; **C** = Clear/White
 # Replace symbol in model number with letter indicating SPLIT lens or LED color desired: **F** = Amber/Clear or White;
 † (to be discontinued, check availability) †† (special order, check availability, non-returnable, non-cancelable)
 † Indicate length desired: 5 foot, 6 foot, 7 foot or 8 foot \$ Indicates Lower Price

↓ - Special Order, Non-Returnable, Non-Cancelable. See "Made-To-Order" Statement on Table of Contents Page of this Price List.

Switches & Speakers

MODEL	DESCRIPTION	LIST
TCRHD2	2 Lamp Housing and TCRL** DUO™ Lighthead. "L" Bracket Mounting (3 Required) Purchased Separately	635.00
TCRHD3	3 Lamp Housing and TCRL** DUO™ Lighthead. "L" Bracket Mounting (4 Required) Purchased Separately	865.00
TCRHD4	4 Lamp Housing and TCRL** DUO™ Lighthead. "L" Bracket Mounting (5 Required) Purchased Separately	1089.00
TCRHD5	5 Lamp Housing and TCRL** DUO™ Lighthead. "L" Bracket Mounting (6 Required) or Vehicle Specific Mounting Purchased Separately	1325.00
TCRHD6	6 Lamp Housing and TCRL** DUO™ Lighthead. "L" Bracket Mounting (7 Required) or Vehicle Specific Mounting Purchased Separately	1555.00
TCRL**	DUO™ Lighthead, Red, Blue, Amber and/or White. No Charge When Ordered with the Appropriate Housing	
TCRHT1	1 Lamp Housing and TCRL*** TRIO™ Lighthead. "L" Bracket Mounting (2 Required) Purchased Separately	449.00
TCRHT2	2 Lamp Housing and TCRL*** TRIO™ Lighthead. "L" Bracket Mounting (3 Required) Purchased Separately	735.00
TCRHT3	3 Lamp Housing and TCRL*** TRIO™ Lighthead. "L" Bracket Mounting (4 Required) Purchased Separately	1015.00
TCRHT4	4 Lamp Housing and TCRL*** TRIO™ Lighthead. "L" Bracket Mounting (5 Required) Purchased Separately	1289.00
TCRHT5	5 Lamp Housing and TCRL*** TRIO™ Lighthead. "L" Bracket Mounting (6 Required) or Vehicle Specific Mounting Purchased Separately	1575.00
TCRHT6	6 Lamp Housing and TCRL*** TRIO™ Lighthead. "L" Bracket Mounting (7 Required) or Vehicle Specific Mounting Purchased Separately	1855.00
TCRLRBC	TRIO™ Lighthead, Red/Blue/White. No Charge When Ordered with the Appropriate Housing	

Options for Tracer™ Series. All SUVs and Pick Up Trucks must have Factory Running Boards.

TCRB42	NEW 2015-2017 Dodge Ram 1500 Crew Cab, Running Board Mounting Kit, for 6 Lamp Tracer™, Each	48.00
TCRB45A	NEW 2015-2016 Chevy Silverado 1500 Crew Cab, Running Board Mounting Kit, for 6 Lamp Tracer™, Each	75.00
TCRB45	2009-2017 Chevy Tahoe Running Board Mounting Kit, for 5 Lamp Tracer™, Each	48.00
TCRB47	2015-2017 Ford F-150 SuperCrew Running Board Mounting Kit, for 6 Lamp Tracer™, Each	85.00
TCRB39	NEW 2015-2016 Ford F-250/F-350 Crew Cab, Running Board Mounting Kit, for 6 Lamp Tracer™, Each	39.00
TCRLBKT	1 "L" Bracket and Hardware, See Tracer™ Description for Quantity Required	10.50

Century™ Series Mini Lightbars

Century™ Series LED Mini Lightbars with Aluminum Base with Color Outer Dome, Unless Specified

MC11P*	11", Permanent Mount, Amber	369.00
MC11M*	11", Magnetic Mount, Amber	369.00
MC11SA	11", Stud Mount, Amber	361.00
MC16P*	16", Permanent Mount, Amber	389.00
MC16M*	16", Magnetic Mount, Amber	412.00
MC16V*	16", Magnetic/Suction Mount, Amber, Blue or Red	445.00
MC16S*	16", Stud Mount, Amber	412.00
MC16PF	16", Permanent Mount, Driver Side Amber, Passenger Side White with Clear Dome	403.00
MC16MF	16", Magnetic Mount, Driver Side Amber, Passenger Side White with Clear Dome	427.00
MC16VF	16", Magnetic/Suction Mount, Driver Side Amber, Passenger Side White with Clear Dome	434.00
MC16SF	16", Stud Mount, Driver Side Amber, Passenger Side White with Clear Dome	402.00
MC23P*	23", Permanent Mount, Amber	567.00
MC23M*	23", Magnetic Mount, Amber	592.00
MC23V*	23", Magnetic/Suction Mount, Amber, Blue or Red	612.00
MC23S*	23", Stud Mount, Amber	592.00



Mini Legacy™, Super-LED® Series Lightbars

Mini Legacy™ GT9 Series Lightbars, 19.31" Long, Includes Four Linear Super-LED® Corner Modules

GT9****P	Permanent Mount with 15' Cable, Amber, Blue, Red or White	1386.00
GT9****M	Magnetic Mount with Cigar Cord, Amber, Blue, Red or White	1386.00
GT9****V	Magnetic/Suction Mount with Cigar Cord, Amber, Blue, Red or White	1488.00
GSDS*	One Short Super-LED® Single Color Amber, Blue, Red or White	83.00
GTTS	Two Short Super-LED® Take-Down Lights, For Permanent Mount Only	148.00
GTA	Two Super-LED® Alley Lights, For Permanent Mount Only	148.00
GT TSA	Two Short Super-LED® Take-Down and Alley Lights, For Permanent Mount Only	285.00



Mini Liberty™ II SOLO™, Super-LED® Series Lightbars

Mini Liberty™ II IT9 Series Lightbars, 19.31" Long, Includes Four Linear Super-LED® Corner Modules

IT9****P	Permanent Mount with 15' Cable, Amber, Blue, Red or White	1219.00
IT9****M	Magnetic Mount with Cigar Cord, Amber, Blue, Red or White	1219.00
IT9****V	Magnetic/Suction Mount with Cigar Cord, Amber, Blue, Red or White	1321.00
IWDS*	One Single Color Short 3 Super-LED® Lighthouse, Amber, Blue, Red or White	120.00
ITTS	Two Short Super-LED® Take-Down Lights, For Permanent Mount Only	148.00
ITA	Two Super-LED® Alley Lights, For Permanent Mount Only	148.00
ITTSA	Two Short Super-LED® Take-Down and Alley Lights, For Permanent Mount Only	285.00



Responder® LP Series Mini Lightbars

Low Profile, Super-LED®. For Multiple Color Lightbars with Clear Outer Dome, Replace " " with an "S" and use Lighting Package R1\$\$\$00 for R1 Models and R2\$\$\$00 for R2 Models. Replace Symbol "\$" with the Number of Color LED Lighthoods Required (Maximum of Six). Order of Color is Red, Blue and Amber.

Responder® LP Series Lightbars, Polycarbonate Base, with Color Outer Dome Standard on Single Color Models.

R1LPP*	Six CON3™ Super-LED® Modules, Permanent Mount, Amber	491.00
R1LPPF	Six CON3™ Super-LED® Modules, Permanent Mount, Driver Side Amber & Passenger Side White with Clear Dome	491.00
R1LPM*	Six CON3™ Super-LED® Modules, Magnetic Mount, Amber	516.00
R1LPMF	Six CON3™ Super-LED® Modules, Magnetic Mount, Driver Side Amber & Passenger Side White with Clear Dome	516.00
R1LPV*	Six CON3™ Super-LED® Modules, Magnetic/Suction Mount, Amber	539.00
R1LPVF	Six CON3™ Super-LED® Modules, Magnetic/Suction Mount, Driver Side Amber & Passenger Side White with Clear Dome	539.00
R2LPP*	Six LIN6™ Super-LED® Modules, Permanent Mount, Amber	636.00
R2LPM*	Six LIN6™ Super-LED® Modules, Magnetic Mount, Amber	659.00
R2LPV*	Six LIN6™ Super-LED® Modules, Magnetic/Suction Mount, Amber	682.00



Responder® LP Series Lightbars, Aluminum Base, with Color Outer Dome Standard on Single Color Models.

R1LPHP*	Six CON3™ Super-LED® Modules, Permanent Mount, Amber	539.00
R1LPHM*	Six CON3™ Super-LED® Modules, Magnetic Mount, Amber	563.00
R1LPHV*	Six CON3™ Super-LED® Modules, Magnetic/Suction Mount, Amber	594.00
R2LPHP*	Six LIN6™ Super-LED® Modules, Permanent Mount, Amber	710.00
R2LPHM*	Six LIN6™ Super-LED® Modules, Magnetic Mount, Amber	734.00
R2LPHV*	Six LIN6™ Super-LED® Modules, Magnetic/Suction Mount, Amber	755.00
†† R2LPPA4	Six LIN6™ Super-LED® Modules, Permanent Mount, Amber, 24 VDC	864.00
†† R2LPPMA4	Six LIN6™ Super-LED® Modules, Magnetic Mount, Amber, 24 VDC	888.00

Responder® LP DUO™ Series Lightbars, Polycarbonate Base, with Clear Outer Dome.

†† RDLPPAB	Six DUO™ Amber/Blue Super-LED® Modules, Permanent Mount	1132.00
------------	---------------------------------------------------------	---------

Options for Multi-Color Responder® LP Series, Replace \$ with Number of Color LEDs Required (Maximum Six Modules). Order of colors is Red, Blue, Amber, For White Contact Factory For Pricing.

R1\$\$\$00	Six CON3™ Super-LED® Modules, Insert Color, No Charge When Ordered with R1 Split Color Models	
R2\$\$\$00	Six LIN6™ Super-LED® Modules, Insert Color, No Charge When Ordered with R2 Split Color Models	

Responder® HD Series Mini Lightbars

Heavy-Duty Rotating and Super-LED®.

Responder® HD Series Lightbars

R10HDP*	Six Super-LED® Modules, Amber, Permanent Mount	1281.00
R10HDM*	Six Super-LED® Modules, Amber, Magnetic Mount	1306.00
R10HDV*	Six Super-LED® Modules, Amber, Magnetic/Suction Cup Mount	1329.00
RDXMM90	90 lb. Pull Magnetic Mount Kit with Cord & Plug	51.00
INSTLRDX	Installation of RDXMM90 on Permanent Mount RHD Series	14.00



Mini Edge® Freedom® IV DYAD™ Series Lightbars

Mini Edge® Freedom® IV Super-LED® Series Lightbars, 21.5" Long (Unless Specified), Includes Four Corner Linear-LED® Modules. First and Second "" for Driver Side Front and Passenger Side Rear and Third and Fourth "" for Driver Side Rear and Passenger Side Front. Clear Outer Domes with Clear Dividers. Multiple Flash Patterns with Passenger Side Cable Exit, Specify LED Color Placement at Time of Order.

F4M****P	Permanent Mount, Amber and/or White	1485.00
F4M****M	Magnetic Mount, Amber and/or White	1485.00
F4B****P	NEW 23.29" Long, with Center Section, Permanent Mount, Amber, Blue, Red and/or White	1689.00
F4M*0*0F	Two Front Corner Facing Linear-LED®s, Permanent Mount, Amber and/or White	1012.00



Options for Mini Edge® Freedom® IV Super-LED® Series Lightbars, Up to Two Front and Two Rear Inboard Modules. Take Down and Alleys for Permanent Mount Only

F4DL*	One Single Color Long 12 Super-LED® Lighthouse, Amber, Blue, Red or White	237.00
F4MA3	Two 3-LED Super-LED® Alley Lights, Includes Harnesses	169.00
F4MA6	Two 6-LED Super-LED® Alley Lights, Includes Harnesses	223.00
F4MTL6	Two 6-LED Super-LED® Long Take Down Lights, Includes Harnesses	223.00

All models are 12 Volt D.C. only unless otherwise noted above. For other voltages contact factory.


* Replace symbol in model number with letter indicating lens color or LED color desired: **A** = Amber; **C** = Clear/White

Replace symbol in model number with letter indicating SPLIT lens or LED color desired: **F** = Amber/Clear or White;

† (to be discontinued, check availability) †† (special order, check availability, non-returnable, non-cancelable)

! Indicate length desired: 5 foot, 6 foot, 7 foot or 8 foot \$ Indicates Lower Price

Back-Up Alarms,
Safety Sire &

↓  - Special Order, Non-Returnable, Non-Cancelable. See "Made-To-Order" Statement on Table of Contents Page of this Price List.

MODEL	DESCRIPTION	LIST
F4MTATL3	Two 3-LED Super-LED® Alley Lights and Two 6-LED Super-LED® Long Take Down Lights, Includes Harnesses	323.00
F4MTATL6	Two 6-LED Super-LED® Alley Lights and Two 6-LED Super-LED® Long Take Down Lights, Includes Harnesses	375.00
F4MEND*	Color End Dome, For 21.5" Lightbar, When Purchased with a Lightbar, Add Each	29.00
F4MEND#	Color End Dome, For 21.5" Lightbar, with Clear Alley Window, When Purchased with a Lightbar, Add Each	29.00

Mini Freedom® IV Rota-Beam™ Series Lightbars

Mini Freedom® IV Rota-Beam™ Super-LED® Series Lightbars, 23.29" Long, First and Second **** for Driver Side Front and Passenger Side Rear and Third and Forth **** for Driver Side Rear and Passenger Side Front. Clear Outer Domes with Clear Dividers. Multiple Flash Patterns with Passenger Side Cable Exit

R4B****P	Amber	2965.00
R4B*0*0P	Front Facing, Amber	2132.00

Mini Freedom® IV Rota-Beam™ Series Lightbars, Options

F4RB*	One Super-LED® Rota-Beam™ Module, Amber or White, for Inboard Front or Rear	416.00
F4RDL*	One Single Color Long 12 Super-LED® DYAD™ Lighthead, Amber or White	237.00
R4BFLASH	Flasher for Front or Rear F4D*s, Purchased Separately. Up to Two per Bar. Each Front or Rear Flasher Controls up to Two Lights, for a Total of Four	104.00
R4BA3	Two 3-LED Super-LED® Alley Lights, Includes Harnesses	169.00
R4BA6	Two 6-LED Super-LED® Alley Lights, Includes Harnesses	223.00
F4RWA*	One Single Color Short 6 Super-LED® DYAD™ Lighthead, Warning for Alley Light Position, Amber or White	167.00
R4BTL6	Two 6-LED Super-LED® Long Take Down Lights, Includes Harnesses	223.00
R4BEND*	Color End Dome for 23.29" Lightbar with Center Section Only, When Purchased with a Lightbar, Add Each	29.00
R4BEND#	Color End Dome with Clear Alley Window, for 23.29" Lightbar with Center Section Only, When Purchased with a Lightbar, Add Each	29.00



Mini Justice® Series

Mini Justice® JY Series, Includes Four Linear6™ Corner Modules. Permanent Mount Models with 15' Cable.

MJY****P	Permanent Mount, Amber	881.00
MJY****M	Magnetic Mount, Amber	755.00
MJY****V	Magnetic/Suction Mount, Amber	800.00

Options for Mini Justice® Series, Take-Down and Alley Lights for Permanent Mount Models Only.

JDC*	One CON3™, Amber	104.00
JDH*	One LTR3™, Amber. Only for use with Take-Down Lights	104.00
MJTDALL1	Four LR11 Super-LED®s, Two Steady-Burn Take-Down and Two Steady-Burn Alley Lights with 15° Horizontal Adjustment. For Permanent Models Only	285.00



Freedom® IV DYAD™ Series Lightbars

Clear Outer Domes with Clear Dividers. Multiple Flash Patterns with Passenger Side Cable Exit (For Mounting Options. (For Mounting Options, See Optional Mounting Kits).

Edge® Freedom® IV F4W WeCan® Series Super-LED® Lightbars, Includes Four Corner Linear-LED® Modules with Independent Control of Each Level of Each Lighthead

F4W4****	44.5", 4 Amber or White, Single or Two Color Over/Under Modules	1952.00
F4W8****	49.25", 4 Amber or White, Single or Two Color Over/Under Modules	1952.00
F4W2****	55", 4 Amber or White, Single or Two Color Over/Under Modules	1952.00
F4W0****	60", 4 Amber or White, Single or Two Color Over/Under Modules, Freight Surcharges May Apply	2430.00
F4W7****	72", 4 Amber or White, Single or Two Color Over/Under Modules, Freight Surcharges May Apply	2430.00

Edge® Freedom® IV F4X Low Current Series Super-LED® Lightbars, Includes Four Corner Linear-LED® Modules

F4X4****	44.5", 4 Amber or White, Single Color Modules	1844.00
F4X8****	49.25", 4 Amber or White, Single Color Modules	1844.00
F4X2****	55", 4 Amber, Blue, Red or White, Single Color Modules	1844.00
F4X0****	60", 4 Amber or White, Single Color Modules, Freight Surcharges May Apply	2322.00
F4X7****	72", 4 Amber or White, Single Color Modules, Freight Surcharges May Apply	2322.00

Edge® Freedom® IV Series Options

F4DL*	One Single Color Long 12 Super-LED® DYAD™ Lighthead, Amber or White	237.00
F4DS*	One Single Color Short 6 Super-LED® DYAD™ Lighthead, Amber or White	167.00
F4DL#	One Two Color Long 12 Super-LED® DYAD™ Lighthead, Amber and/or White, for F4W Series Only	237.00
F4DS#	One Two Color Short 6 Super-LED® DYAD™ Lighthead, Amber and/or White, for F4W Series Only	167.00
F4A3	Two 3-LED Super-LED® Alley Lights	156.00
F4A6	Two 6-LED Super-LED® Alley Lights	223.00



F4WA*	One Single Color Short 6 Super-LED® DYAD™ Lighthouse, Warning for Alley Light Position, Amber or White	167.00
F4RWA#	One Single Short 6 Super-LED® Lighthouse, Amber, Blue, Red with White Alley light, for F4W Series Only	167.00
F4TL6	Two 6-LED Super-LED® Long Take Down Lights	223.00
F4TS6	Two 6-LED Super-LED® Short Take Down Lights	223.00
F4WBTT	Two LED Brake/Tail/Turn Lights for 44"-60" F4W Series Only	234.00
F4XBTT	Two LED Brake/Tail/Turn Lights for F4X Series Only, Includes External Harness	271.00
F4XTACBL	Traffic Advisor™ Internal and External Cables, Lighthoods Purchased Separately, When Purchased with Lightbar Only	259.00
F4XTACTL	Traffic Advisor™ Internal and External Cables and Control Head, Lighthoods Purchased Separately, When Purchased with Lightbar Only	568.00
DELWCCP	Delete WeCan® Control Point, F4W Series Only	39.00
WCC92SUB		167.00
F4DSCBL	Driver Side Cable Exit	65.00
FLBULK18	Bulk Package of 18 Freedom® IV's, In Place of Individually Boxed Lightbars - Deduct	60.00
PF_#F4#	Pioneer™ Lightbar Mount for Freedom® IV, Refer to Pioneer and Pioneer Plus™ Series Lightbar Mount for Models and Pricing	
F4WPHOTO	Photocell Option for Hi/Low Power, F4W Series Only, No Charge when Ordered with Lightbar (Not for Use with Smoked or Colored Lens or with WCC92/WCC92SUB)	
F4XPHOTO	Photocell Option for Hi/Low Power, F4X Series Only, No Charge when Ordered with Lightbar (Not for Use with Smoked or Colored Lens or with WCC92/WCC92SUB)	
F4CF*	Color Filter, Corner Module, Each	6.15
F4LF*	Color Filter, Long Module, Each	6.15
F4SF*	Color Filter, Short Module, Each	6.15
F42END*	Color End Dome for 44" or 55" Lightbar, When Purchased with a Lightbar, Add Each	29.00
F42END#	Color End Dome with Clear Alley Window, for 44" or 55" Lightbar, When Purchased with a Lightbar, Add Each	29.00
F48END*	Color End Dome for 49", 60", 70", 72", 76", 81", 92" and 98" Lightbar, When Purchased with a Lightbar, Add Each	29.00
F48END#	Color End Dome with Clear Alley Window, for 49", 60", 70", 72", 76", 81", 92" and 98" Lightbar, When Purchased with a Lightbar, Add Each	29.00
F41CNT*	Color Center Dome for One Light Center Section, When Purchased with a Lightbar, Add Each	14.00
F42CNT*	Color Center Dome for Two Light Center Section, When Purchased with a Lightbar, Add Each	14.00

Freedom® IV Rota-Beam™ Super-LED® Series Lightbars

Clear Outer Domes with Clear Dividers. Multiple Flash Patterns with Passenger Side Cable Exit (For Mounting Options, See Optional Mounting Kits).

Edge® Freedom® IV F4R Rota-Beam™ Series Super-LED® Lightbars, Includes Four Half Corner Super-LED® Beacons and Scan-Lock™ Flash Patterns.

F4R2****	55", 4 Amber and/or White, Single Color Modules	3121.00
F4R0****	60", 4 Amber and/or White, Single Color Modules	3423.00
F4R7****	72", 4 Amber and/or White, Single Color Modules	3423.00



Tracer™

Edge® Freedom® IV Rota-Beam™ Series Options

F4RB*	One Super-LED® Rota-Beam Module, Amber or White, for Inboard Front or Rear	416.00
F4RDL*	One Single Long 12 Super-LED® Lighthouse, Amber or White	237.00
F4RDS*	One Single Short 6 Super-LED® Lighthouse, Amber or White	167.00
F4RA3	Two 3-LED Super-LED® Alley Lights	169.00
F4RA6	Two 6-LED Super-LED® Alley Lights	223.00
F4R6TL	Two 6-LED Super-LED® Long Take Down Lights	223.00
F4R3TS	Two 3-LED Super-LED® Short Take Down Lights	169.00
F4R6TS	Two 6-LED Super-LED® Short Take Down Lights	223.00
F4RFLASH	Flasher for Front or Rear F4RDS* and F4RDL*, purchased separately. Up to Two per Bar. Each Front or Rear Flasher Controls up to Four Lights, for a Total of Eight	104.00
FRDSCBL	NEW Driver Side Cable Exit, for Lightbars up to 60" Long	65.00
F4RDSC72	NEW Driver Side Cable Exit, for Lightbars 72" or Longer	65.00

Legacy® Super-LED® Series Lightbars

WeCan® with DUO+™, Diamond Optix™ and Multiple Flash Patterns. Clear Outer Lens with Passenger Side Cable Exit. For Mounting Options, Use MKLP Models located in the Optional Mounting Kits.

Legacy® GB WeCan® DUO+™ Color Series Super-LED®, Includes Four Extra High Intensity Corner Linear-LED® Modules with Independent Control of the Two Colors of Each Lighthouse.

GB4****	44", 4 Single Color Amber or White	2080.00
GB4####	44", 4 Two Color Amber and/or White	2080.00
GB8****	48", 4 Single Color Amber or White	2080.00
GB8####	48", 4 Two Color Amber and/or White	2080.00
GB2****	54", 4 Single Color Amber or White	2236.00
GB2####	54", 4 Two Color Amber and/or White	2236.00




Legacy® Series Options, Options not Available on all Models, Refer to WeCad™ Build-A-Bar Program for Lighthouse Placement.

GBDL*	One Single Color DUO+™ Amber or White, Long Super-LED® Lighthouse	208.00
GBDL#	One Dual Color DUO+™ Amber and/or White, Long Super-LED® Lighthouse	208.00

All models are 12 Volt D.C. only unless otherwise noted above. For other voltages contact factory.

* Replace symbol in model number with letter indicating lens color or LED color desired: **A** = Amber; **C** = Clear/White

Replace symbol in model number with letter indicating SPLIT lens or LED color desired: **F** = Amber/Clear or White;

† (to be discontinued, check availability)  (special order, check availability, non-returnable, non-cancelable)

! Indicate length desired: 5 foot, 6 foot, 7 foot or 8 foot **\$** Indicates Lower Price

↓ - Special Order, Non-Returnable, Non-Cancelable. See "Made-To-Order" Statement on Table of Contents Page of this Price List.

MODEL	DESCRIPTION	LIST
GBDS*	One Single Color DUO+™ Amber or White, Short Super-LED® Lighthouse	121.00
GBDS#	One Dual Color DUO+™ Amber and/or White, Short Super-LED® Lighthouse	121.00
GBTL	Two Long Super-LED® Take-Down Lights	233.00
GBTS	Two Short Super-LED® Take-Down Lights	131.00
GBA	Two Super-LED® Alley Lights	131.00
GBAW*	One Super-LED® DUO+™ Warning/Warning or Warning/Alley Light, Single Color	121.00
GBAW#	One Super-LED® DUO+™ Warning/Warning or Warning/Alley Light, Dual Color	121.00
GBCF*	Color Filter, Corner Module	6.15
GBLF*	Color Filter, Long Module	6.15
GBSF*	Color Filter, Short Module	6.15
WCC92SUB	Substitute WCC92 WeCan® Controller for WeCan Control Point, For Use with Legacy® Series Only (Not for Use with PhotoCell Option)	167.00
DELWCCP	Delete WeCan® Control Point (DEDUCT)	39.00
GSPHOTO	PhotoCell Option for Hi/Low Power, No Charge when Ordered with Lightbar (Not for Use with Smoked or Colored Lens or with WCC92/WCC92SUB)	

Legacy SOLO™ Super-LED® Series Lightbars

WeCan®, Diamond Optix™ and Multiple Flash Pattern. Clear outer Lens with Passenger Side Cable Exit. For Mounting options, Use MKLP Located in the Optional Mounting Kits

Legacy SOLO™ GS WeCan® Series Lightbars

GS4****	44" Single Color, Amber or White	1872.00
GS8****	48" Single Color, Amber or White	1872.00
GS2****	54" Single Color, Amber or White	2028.00

Legacy SOLO™ Series Options, Options not Available on all Models, Refer to WeCad™ Build-A-Bar Program for Lighthouse Placement

GSDL*	One Super-LED® Single Color Long Lighthouse, Amber or White	121.00
GSDS*	One Super-LED® Single Color Short Lighthouse, Amber or White	83.00
GBTL	Two Long Super-LED® Take-Down Lights	233.00
GBTS	Two Short Super-LED® Take-Down Lights	131.00
GBA	Two Super-LED® Alley Lights	131.00
GSAW*	One Super-LED® Single Color Short Lighthouse for Alley Position Only, Amber or White	93.00
GSTL*	One Super-LED® DUO Warning/Traffic Advisor™ Long Lighthouse, Warning Available in White	197.00
GSTS*	One Super-LED® DUO Warning/Traffic Advisor™ Short Lighthouse, Warning Available in White	115.00
GSPHOTO	PhotoCell Option for Hi/Low Power, No Charge when Ordered with Lightbar (Not for Use with Smoked or Colored Lens or with WCC92/WCC92SUB)	
GBCF*	Color Filter, Corner Module	6.15
GBLF*	Color Filter, Long Module	6.15
WCC92SUB	Substitute WCC92 WeCan® Controller for WeCan Control Point, For Use with Legacy® Series Only (Not for Use with PhotoCell Option)	167.00
DELWCCP	Delete WeCan® Control Point (DEDUCT)	39.00



Lightbars, Mini

Liberty™ II Super-LED® Series Lightbars

Clear Outer Lens with Clear Dividers with Multiple Flash Patterns and Passenger Side Cable Exit. For Mounting Options, Use MKLP Located in the Optional Mounting Kits

Liberty™ II, SOLO™ IX & IG Low Current Series, Four Single Color Corner Modules. For use with Single Color Inboard Lighthouse Options Only.

IX4****	44" Single Color, Amber or White	1584.00
IX8****	48" Single Color, Amber or White	1584.00
IX2****	54" Single Color, Amber or White	1584.00

Liberty™ II, SOLO™ IW & IH WeCan® Series, Four Single Color Corner Modules, with Independent Control of each Lighthouse. For use with Single Color Inboard Lighthouse Options Only, except for a DUO+™ Rear Traffic Advisor™.

IW4****	44" Single Color, Amber or White	1691.00
IW8****	48" Single Color, Amber or White	1691.00
IW2****	54" Single Color, Amber or White	1691.00

Liberty™ II, SOLO™ IX, IG, IH and IW Series Options

IWDL*	One Single Color Long 6 Super-LED® Lighthouse, Amber or White	173.00
IWDS*	One Single Color Short 3 Super-LED® Lighthouse, Amber or White	120.00
IBDL#	One DUO+™ Color Interleaved Long Super-LED® Lighthouse, Amber and/or White, For use as a Rear DUO+™ Traffic Advisor™ IH and IW Series Only	310.00
IBDS#	One DUO+™ Color Interleaved Short 6 Super-LED® Lighthouse, Amber and/or White, For use as a Rear DUO+™ Traffic Advisor™ IH and IW Series Only	173.00
ITL12	Two Long 12 Super-LED® Take Down Lights	408.00
ITS6	Two Short 6 Super-LED® Take Down Lights	233.00
ITL3	Two Long 3 Super-LED® Take Down Lights	131.00
ITS3	Two Short 3 Super-LED® Take Down Lights	131.00
IA3	Two 3 Super-LED® Alley Lights, with 15° Horizontal Adjustment	131.00
ICF*	Color Filter, for Corner Module Only	6.15
ILF*	Color Filter, Long Module	6.15

ISF*	Color Filter, Short Module	6.15
IWTACNTL	Traffic Advisor™, Internal and External Harness and TACTL5, Lighthoods purchased separately. When Purchased with Lightbar Only	568.00
IWBTTLED	Two LED Brake/Tail/Turn Lights, For WeCan® Series Only	190.00
IXBTTLED	Two LED Brake/Tail/Turn Lights, For IX Series Only	211.00
IWTACBL	Traffic Advisor™, Internal and External Harness, for use with CCSRNTA, Lighthoods Purchased Separately. When Purchased with Lightbar Only	230.00
IWPHOTO	Photo Cell Option for Hi/Low Power, For IW Series Only, No Charge when Ordered with Lightbar (Not for Use with Smoked or Colored Lens or with WCC92/WCC92SUB)	
WCC92SUB	Substitute WCC92 WeCan® Controller for WeCan Control Point, For Use with Liberty™ II WeCan® Series Only (Not for Use with Photocell Option)	167.00

Liberty™ II, DUO+™ IB & IJ WeCan® Series and Options, Four High Intensity Corner Modules, with Independent Color Control of each Lighthouse.

IB4####	44" DUO+™ Color, Amber and/or White	2162.00
IB8####	48" DUO+™ Color, Amber and/or White	2162.00
IB2####	54" DUO+™ Color, Amber and/or White	2162.00
IBDL*	One Single Color Long 12 Super-LED® Lighthouse, Amber or White	310.00
IBDL#	One DUO+™ Color Interleaved Long Super-LED® Lighthouse, Amber and/or White	310.00
IBDS*	One Single Color Short 6 Super-LED® Lighthouse, Amber or White	173.00
IBDS#	One DUO+™ Color Interleaved Short 6 Super-LED® Lighthouse, Amber and/or White	173.00
ITL12	Two Long 12 Super-LED® Take Down Lights	408.00
ITL6	Two Long 6 Super-LED® Take Down Lights	233.00
ITS6	Two Short 6 Super-LED® Take Down Lights	233.00
ITS3	Two Short 3 Super-LED® Take Down Lights	131.00
IA3	Two 3 Super-LED® Alley Lights with 15° Horizontal Adjustment	131.00
ICF*	Color Filter, for Single Color Corner Module Only	6.15
ILF*	Color Filter, for Single Color Long Module Only	6.15
ISF*	Color Filter, for Single Color Short Module Only	6.15
IWBTTLED	Two LED Brake/Tail/Turn Lights, For WeCan® Series Only	190.00
WCC92SUB	Substitute WCC92 WeCan® Controller for WeCan Control Point, For Use with Liberty™ II WeCan Series Only (Not for Use with Photocell Option)	167.00
IWPHOTO	Photo Cell Option for Hi/Low Power, No Charge when Ordered with Lightbar (Not for Use with Smoked or Colored Lens or with WCC92/WCC92SUB)	

Justice® Super-LED® WeCan® Series Lightbars

Black Base with Clear Outer Lenses Standard with Multiple Flash Patterns and Passenger Side Cable Exit. (For Mounting Options, See Optional Mounting Kits).

Justice® JV WeCan® Series Super-LED®, Includes Four Corner Linear-LED® Modules with 9 Super-LED®s Per Module.

JV4****	44" 4 Amber and/or White	1472.00
JV8****	50.125" 4 Amber and/or White	1541.00
JV2****	56.25" 4 Amber and/or White	1616.00



Justice® JY WeCan® Series Super-LED®, Includes Four Corner Linear-LED® Modules with 6 Super-LED®s Per Module.

JY4****	44" 4 Amber and/or White	1360.00
JY8****	50.125" 4 Amber and/or White	1428.00
JY2****	56.25" 4 Amber and/or White	1503.00

Justice® WeCan® Series Options

JDC*	One CON3™, Amber or White	104.00
JDH*	One LTR3™, for Use in Center Section Only, Amber	104.00
JDL*	One LIN6™, Amber, Amber or White	167.00
JDL#	One DUO™ LIN6™, Red/Amber or Blue/Amber, For use in Rear of Bar as a DUO™ Traffic Advisor™	176.00
JTLS1	Two LR11 Super-LED® Flashing Take-Down Lights with 15° Horizontal Adjustment	117.00
JALF1	Two LR11 Super-LED® Flashing Alley Lights with 15° Horizontal Adjustment	117.00
JDLF**	Two Amber Flashing LR11 Super-LED® Modules in Alley Light Positions, with 15° Horizontal Adjustment	230.00
JCTLS1	One LR11 Super-LED® Flashing Take-Down Light, for Single Center Section, with 15° Horizontal Adjustment	70.00
JCTLS12	Two LR11 Super-LED® Flashing Take-Down Lights, for Two Center Sections, with 15° Horizontal Adjustment	117.00
JCTLS1D	One Dual LR11 Super-LED® Flashing Take-Down Lights, for Single Center Section, with 15° Horizontal Adjustment	117.00
JTDLED1	One Super High Intensity LED Take-Down, for Center Section of a 50" Lightbar	116.00
JTDLED2	Two Super High Intensity LED Take-Down Lights	230.00
JWLLED2	Two Super High Intensity LED Work Lights	230.00
JXALF1L	Two Super-LED® External Alley Lights, for Standard End Section	309.00
JXALF**L	Two Amber Super-LED® Modules in External Alley Light Positions, for Standard End Section	244.00
JBTTLED	Two LED Brake/Turn/Tail Lights	195.00
JTA2W	Two Wire Control Traffic Advisor™, Standard Feature if Appropriate Number of Lighthoods are Purchased	
JTACNTL	Traffic Advisor™ Includes Internal, External Harness and TACTL5, Lighthoods Purchased Separately. When Purchased with Lightbar Only. For Use with CON3™ Center Module Only	568.00

All models are 12 Volt D.C. only unless otherwise noted above. For other voltages contact factory.

* Replace symbol in model number with letter indicating lens color or LED color desired: **A** = Amber; **C** = Clear/White

Replace symbol in model number with letter indicating SPLIT lens or LED color desired: **F** = Amber/Clear or White;

† (to be discontinued, check availability) ‡ (special order, check availability, non-returnable, non-cancelable)

! Indicate length desired: 5 foot, 6 foot, 7 foot or 8 foot \$ Indicates Lower Price

Lightbars

↓ †† - Special Order, Non-Returnable, Non-Cancelable. See "Made-To-Order" Statement on Table of Contents Page of this Price List.

MODEL	DESCRIPTION	LIST
JTACBL	Traffic Advisor™ Includes Internal and External Harness, for use with CCSRNTA2, Lighthead Purchased Separately. When Purchased with Lightbar Only. For Use with CON3™ Center Module Only	230.00
WCC9SUB	Substitute WCC9 WeCan® Controller for WeCan® Electronic Control Point Module. When Purchased with WeCan® JV & JY Series Lightbars Only, ADD	167.00
DELWCCP	Delete WeCan Control Point, for use with JV and JY Series Only - DEDUCT	39.00
†† JDSCBL	Driver Side Cable Exit, in Place of Passenger Side	
JBULK18	Bulk Package of 18 Justice® Series Lightbars, In Place of Standard Individually Boxed Lightbars-DEDUCT	60.00

Justice® Super-LED® Competitor™ Series Lightbars

Black Base with Clear Outer Lenses Standard. Standard Current Switching with Scan-Lock™ Flash Patterns, Pattern Override Mode and Passenger Side Cable Exit. (For Mounting Options, See Optional Mounting Kits).

Justice® "JC" Competitor™ Series Super-LED®, Includes Four Corner Linear-LED® Modules with 9 Super-LED®s Per Module.

JC4****	44" 4 Amber and/or White	1133.00
JC8****	50.125" 4 Amber and/or White	1220.00
JC2****	56.25" 4 Amber and/or White	1305.00
JC0****	62.375" 4 Amber and/or White	1404.00

Justice® "JE" Competitor™ Series Super-LED®, Includes Four Corner Linear-LED® Modules with 6 Super-LED®s Per Module.

JE4****	44" 4 Amber and/or White	1020.00
JE8****	50.125" 4 Amber and/or White	1107.00
JE2****	56.25" 4 Amber and/or White	1191.00
JE0****	62.375" 4 Amber and/or White	1289.00

Justice® Competitor™ Series Options

JDC*	One CON3™, Amber or White	104.00
JDH*	One LTR3™, for Use in Center Section Only, Amber or White	104.00
JDL*	One LIN6™, Amber and/or White	167.00
JHALF1	Two LR11 Super-LED® Steady-Burn Alley Lights with 15° Horizontal Adjustment	183.00
JHTLS2	Two LR11 Super-LED® Steady-Burn Take-Down Lights with 15° Horizontal Adjustment	183.00
JHCTLS1	Two LR11 Super-LED® Center-Mounted Steady-Burn Take-Down Lights with 15° Horizontal Adjustment for two center sections	183.00
JHCTLS1D	One Dual LR11 Super-LED® Take-Down Light, for Single Center Section, with 15° Horizontal Adjustment	183.00
JHTDALL1	Four LR11 Super-LED®, Two Steady-Burn Take-Down and Two Steady-Burn Alley Lights with 15° Horizontal Adjustment	285.00
JHCTAL1	Four LR11 Super-LED®, Two Center-Mounted Steady-Burn Take-Down and Two Steady-Burn Alley Lights with 15° Horizontal Adjustment for two center sections	285.00
JHCTAL1D	Four LR11 Super-LED®, One Dual LR11 Center-Mounted Steady-Burn Take-Down Light, for Single Center Section and Two Steady-Burn Alley Lights with 15° Horizontal Adjustment	285.00
JHFLASH	Flasher for Flashing Take-Down or Flashing Work Lights, Please Specify	117.00
JHBTTLED	Two LED Brake/Tail/Turn Lights	276.00
JTACNTL	Traffic Advisor™, Includes Internal and External Harness and TACTLD1, Lighthead Purchased Separately. When Purchased with Lightbar Only. For Use with CON3™ Center Module Only	568.00
JTACBL	Traffic Advisor™ Internal and External Harness, for use with CCSRNTA2, Lighthead Purchased Separately. When Purchased with Lightbar Only. For Use with CON3™ Center Module Only	230.00
†† JDSCBL	Driver Side Cable Exit, in Place of Passenger Side	
DELWCCP	Delete WeCan® Control Point, for use with Justice Competitor Series Plus Lightbars Only - DEDUCT	39.00
JBULK18	Bulk Package of 18 Justice® Series Lightbars, In Place of Standard Individually Boxed Lightbars-DEDUCT	60.00



Towman's™ Super-LED® Series Lightbars

Individual Control of Front and/or Rear Lighthead. All Models Include 4 Corner Amber Linear-LED® Modules, LED Work Lights, LED Brake/Tail/Turn Lights.

Towman's™ Freedom® IV Series, Includes LED Brake/Tail/Turn and LED Work Lights

F40BAAAA	NEW 60" Long, Low Current, 3 Slide Bolt Mounting Brackets, Amber, and Eight Inboard Modules	4685.00
F4EDLA	NEW One Single Color Long Economy DYAD™ Lighthead, Amber	130.00

Towman's™ Liberty™ II WeCan® Series

IW0BAAAA	60" Long, 4 Slide Bolt Mounting Brackets, Amber, Four Corner and Six Inboard	3490.00
IWDL*	One Single Color Long 6 Super-LED® Lighthead, Amber, Blue, Red or White	173.00
IWDS*	One Single Color Short 3 Super-LED® Lighthead, Amber, Blue, Red or White	120.00

Towman's™ Justice® Competitor™ Series, Includes LED Work Lights Unless Specified.

†† JF0TAAAA	62.375" Long, 3 Slide Bolt Mounting Brackets, Amber	1552.00
JF0BAAAA	62.375" Long, 3 Slide Bolt Mounting Brackets, Amber and 6 CON3™ Amber	1828.00
†† JF0DAAAA	62.375" Long, 3 Slide Bolt Mounting Brackets, Amber with a Five CON3™ Traffic Advisor™, No Work Lights	2177.00
JF0FAAAA	62.375" Long, 3 Slide Bolt Mounting Brackets, Amber with 16 CON3™ Amber and LED Brake/Tail/Turn, No Work Lights	2196.00



JDC*	One CON3™, Amber	104.00
Towman's™ Century™ Series		
CW0BAAAA	60" Long, 3 Slide Bolts Mounting Brackets, Amber with 4 Amber Inboard Modules	1569.00
CDT6A	Optional, One Amber TIR6™ Inboard Module	71.00
CEDLXA	One Amber LIN12™ Super-LED®	159.00

Options, Mounting Kits

For Legacy®, Freedom® IV, Justice® & Liberty™ II Model/Year/Length, Available at Time of Lightbar Purchase ONLY. (For Mounting Kit Options and Replacement Strap & Mounting Kits, See Replacement Parts, Mounting Kits & Strap Kits).

Chevrolet, with Lightbar Purchase Only.

MKEZ95	Colorado / 2015-2017 / Liberty, Liberty™ II, Freedom® and Freedom® IV 48"-50" or Justice 55"	79.00
MKEZ63	Colorado Pickup / 2004-2011 / 48"	79.00
MKEZ45	GMC 3500 Truck / 1999-2011 / and GMC 2500 / 2003-2011 / 52"-55"	79.00
MKEZ71	RV/Suburban / 2007-2013, Tahoe / 2007-2013 / 52"-55"	79.00
MKEZ96	Suburban (Roof Rack Mount) / 2015-2017 / 55"-60"	79.00
MKAJ71	RV/Suburban / 2007-2013, Tahoe / 2007-2013, Adjustable Leveling Foot /52"-55"	89.00
†† MKEZ45	Silverado Pickup / 1999-2006 (2007 Classic) / 52"-55"	79.00
MKEZ73	Silverado Pickup / 2007-2013 / 52"-55"	79.00
MKEZ93	Tahoe / 2015-2017 / 52"-55"	79.00
MKEZ91	Silverado 1500 / GMC 1500 Pickup / 2014-2016 / 52"-55"	79.00

Chrysler, with Lightbar Purchase Only.

†† MKEA69	Charger Low Profile Adjustable / 2005-2010 / 43"-44"	105.00
MKEZ85	Durango / 48"-50" / 2011-2017	79.00
†† MKEZ62	Durango / 2004-2012 / 48"-50"	79.00
†† MKAJ62	Durango, Adjustable Leveling Foot / 2004-2010 / 48"-50"	89.00
MKEZ79	Ram 1500-3500 / 2010-2011 / 52"-55"	79.00
MKEZ86	Ram 1500 / 2012-2017 / 52"-55"	79.00

Ford, with Lightbar Purchase Only.

MKEZ51	Escape Hybrid / 2005-2011 / 48"-50"	79.00
MKEZ89	Escape / 2013-2017 / 48"-50"	79.00
†† MKEZ38	Excursion, For Edge® Series / 2000-2006 / 55"-60"	79.00
†† MKEZ74	Expedition (Low Profile Rack Mount) / 2007-2017 / 52"-55"	79.00
†† MKEZ60	Expedition / 2003-2017 / 52"-55"	79.00
MKEZ55	Explorer / 2002-2010 / 48"-50"	79.00
MKEZ94	F-150 / 2015-2017 / Justice® 62"	79.00
MKAJ94	F-150 / 2015-2017 / Liberty™ II, Legacy®, Freedom® and Freedom® IV 54"	89.00
MKEA94	F-150 / 2015-2017 / Original Liberty™ 54" (Not Liberty™ II) or Justice® 56"	105.00
†† MKEZ61L	F-150 / 2004-2014 / 52"-55"	79.00
†† MKEZ61	F-150 / 2004-2014 / 60"	79.00
†† MKEZ38	F-250/F-350/F-450/F-550 Super-Duty / 1999-2016 / 60", Edge® Only	79.00
MKEZ38L	F-250/F-350/F-450/F-550 Super-Duty / 1999-2016 / 54", Edge® Only	79.00
MKEZ88	Fusion / 2013-2017 / 48"- 50"	79.00
MKEZ76L	Police Interceptor / 2013-2017 / 48"-50"	79.00

Toyota, with Lightbar Purchase Only.

MKEZ97	NEW Tacoma / 2016-2017 / 48"	79.00
--------	-------------------------------------	-------

Permanent Mount, with Lightbar Purchase Only.

MKEZ7	1-1/2" Permanent Mount / ALL	47.00
MKAJ7	Adjustable Leveling Foot for 1-1/2" Permanent Mount / ALL	73.00
MK8H	5" Permanent Mount (Cast Aluminum) / ALL / ALL	118.00
MK9S	Slide Bolt Brackets for Flat Surface Mounting (2 ea.) 48"/55"	59.00
MK20S	Slide Bolt Brackets for Flat Surface Mounting (3 ea.) 60+"	93.00
MKEZ29	1-1/2" Mounting Foot with Strap Hardware (Straps Purchased Separately)	55.00
MKEA29	Low Profile Adjustable Foot with Strap Hardware (Straps Sold Separately)	84.00
MK7SS2	Stainless Steel Heavy Duty 10° Adjustable Permanent Mount Feet, Low	189.00
MK7SS4	Stainless Steel Heavy Duty 10° Adjustable Permanent Mount Feet, High	215.00

Replacement Parts, Mounting Kits & Strap Kits

Replace # with the Vehicle # Listed Above.

Replacement Strap Kits & Mounting Kits

RMKEZ#	Replacement Mounting Kit Includes Feet, Hardware & Straps of your Choice	161.00
RMKEZ29	Replacement 1 1/2" Mounting Foot with Strap Hardware (Straps Purchased Separately)	95.00
RMKEA29	Replacement MKEA29 Mounting Foot with Strap Hardware (Straps Purchased Separately)	118.00
STPKT#	Straps & Bolts Only for Mounting Kit, For Use with MKEZ or MKAJ Only	95.00
RMKEZ7	Replacement 1-1/2" Permanent Mounting Kit #7	95.00
RMK9S	Replacement Slide Bolt Mounting Kit #9S (2 ea.)	95.00
RMK20S	Replacement Slide Bolt Mounting Kit #20S (3 ea.)	128.00
RMK8H	Replacement 5" Riser Mounting Kit #8H	129.00
RMKAJ#	Replacement Adjustable Leveling Foot, Includes Feet, Hardware and Choice of Strap # 16, 52, 54, 62, 71 or 72	180.00

All models are 12 Volt D.C. only unless otherwise noted above. For other voltages contact factory.

* Replace symbol in model number with letter indicating lens color or LED color desired: **A** = Amber; **C** = Clear/White

Replace symbol in model number with letter indicating SPLIT lens or LED color desired: **F** = Amber/Clear or White;

† (to be discontinued, check availability) †† (special order, check availability, non-returnable, non-cancelable)

! Indicate length desired: 5 foot, 6 foot, 7 foot or 8 foot \$ Indicates Lower Price



Lightbars

↓ †† - Special Order, Non-Returnable, Non-Cancelable. See "Made-To-Order" Statement on Table of Contents Page of this Price List.

MODEL	DESCRIPTION	LIST
NOTE	All straps are special ordered and NON-RETURNABLE. Some modification may be required by the end user to adapt these straps to fit exact vehicle roof line and door jamb positions. This list is intended as a GUIDE ONLY to assist in obtaining the closest strap for vehicle make and fit, and DOES NOT GUARANTEE an exact fit in every case.	

Options, Low Profile Mounting Kits

For Legacy® and Liberty II™ Series Lightbars Only

Chevrolet

MKLP95	Colorado / 2015 - 2017 / 48" - 50"	112.00
--------	------------------------------------	--------

Chrysler

MKLP86	Ram 1500 / 2012-2017 / 52" - 55"	112.00
--------	----------------------------------	--------

Ford

MKLP38	F-250/F-350/F-450/F-550 Super Duty / 1999-2016 / 55" - 60"	112.00
--------	------------------------------------------------------------	--------

Toyota

MKLP97	NEW Tacoma / 2016-2017 / 48"	112.00
--------	-------------------------------------	--------



24 VDC Products

Refer to Series Section for Options. For other 24 VDC Models that are Not Listed Below, Contact Factory for Pricing and Availability.

Super-LED® Beacons, 24 VDC

†† L31H*F4	L31 Super-LED® Beacon, Class 1, High Dome, Amber, Flat Mount, Cast Base	599.00
†† L32L*F4	L32 Super-LED® Beacon, Class 1 in Amber, Low Dome, Amber, Flat Mount, Cast Base	375.00
†† L21H*P4	L21 Super-LED® Beacon, Class 1, High Dome, Amber or White, Perm/Pipe/"J" Hook Mount, Polycarbonate Base	343.00
†† L21L*P4	L21 Super-LED® Beacon, Class 1, Low Dome, Amber or White, Perm/Pipe/"J" Hook Mount, Polycarbonate Base	343.00
†† L22H*P4	L22 Super-LED® Beacon, Class 2 Amber, High Dome, Amber, Perm/Pipe/"J" Hook Mount, Polycarbonate Base	198.00
†† L22L*P4	L22 Super-LED® Beacon, Class 2 Amber, Low Dome, Amber, Perm/Pipe/"J" Hook Mount, Polycarbonate Base	198.00
†† L10LAP4	L10 Super-LED® Beacon, Class 1, Low Dome, Amber, Perm/Pipe Mount, Polycarbonate Base	164.00

Lighthoods, 24 VDC

†† 0SU0EDCR	0S Series White Illumination Light, Clear Lens	40.00
†† 20U0CDCR	4" Round, 2G Series, Compartment Light, Level 3 Intensity, Optional Mounting Kit Purchased Separately	138.00
†† 50S03ZAR	500 Series TIR6™ Super-LED®, Amber with Amber Lens	167.00
†† 7SU0ENZR	700 Series, Gradient Opti-Scenelight™, Surface Mount	309.00
†† 9SU0ENZR	900 Series, Gradient Opti-Scenelight™, Surface Mount, Includes Flange	546.00
†† 90BTT4	900 Series, 5mm Brake/Tail/Turn, 2 Flash Patterns	389.00
†† IONSM*4	NEW ION™ Series Surface Mount, Amber, Blue, Red or White, Black Housing	180.00
†† WIONSM*4	ION™ Series, Wide Angle Surface Mount, Amber or White, Black Housing	180.00
†† WIONSC*4	ION™ Series, Wide Angle Surface Mount, Amber or White, Chrome Housing	200.00
†† LINZ6*24	LINZ6 Series Super-LED® Lighthouse, Amber, with Clear Lens	156.00
†† M2*24	M2 Series Super-LED® Lighthouse with Scan-Lock™ Flash Patterns, Amber, with Color Lens	174.00
†† M2W*24	M2 Series Super-LED®, Warning, Wide Angle, Amber or White, with Color Lens	174.00
†† M2W*C24	M2 Series Super-LED®, Warning, Wide Angle, Red, Blue, Amber or White, with Clear Lens	174.00
†† M4*24	M4 Series Super-LED® Lighthouse with Scan-Lock™ Flash Patterns, Amber, with Color Lens	188.00
†† M6*24	M6 Series Super-LED® Lighthouse with Scan-Lock™ Flash Patterns, Amber, with Color Lens	229.00
†† M6*C24	M6 Series Super-LED® with Scan-Lock™ Flash Patterns, Amber or White, with Clear Lens	229.00
†† M6BTT24	M6 Series Brake/Tail/Turn, Red Lens	167.00
†† M6BUW24	M6 Series Back-Up, Clear Lens	223.00
†† M6ZC24	M6 Series Super-LED® Gradient Scene Light	386.00
†† M6T24	M6 Series Amber Turn Signal, Sequential Arrow, Amber Lens	145.00
†† M7*24	M7 Series Super-LED® with Scan-Lock™ Flash Patterns, Amber or White, with Color Lens	229.00
†† M7ZC24	M7 Series Super-LED® Gradient Scenelight	229.00
†† M9*24	M9 Series Super-LED® Lighthouse with Scan-Lock™ Flash Patterns, Amber or White, with Color Lens	343.00
†† MCRNS*4	Micron™ Series Super-LED® with Scan-Lock™ Flash Patterns, Amber or White, Black Flange	156.00
†† NP6B4W	Pioneer™ Nano Work/Scene Lights, 6-LED, with Bail Mount, White	260.00
†† NP6B4B	Pioneer™ Nano Work/Scene Lights, 6-LED, with Bail Mount, Black	260.00
†† MPB4B	Micro Pioneer™ Super-LED® Work Light, Bail/Stud Mount, Black Housing	421.00
†† MPB4W	Micro Pioneer™ Super-LED® Work Light, Bail/Stud Mount, White Housing	421.00
†† MPP4W	Micro Pioneer™ Super-LED® Work Light, Low Profile Pedestal/Swivel Mount, White Housing	579.00
†† MPR4W	Micro Pioneer™ Super-LED® Work Light, Straight Recessed Mount, White Housing	516.00
†† PELCB4	Perimeter Enhancement Light, White Super-LED®, Black Housing	210.00
†† PELCC4	Perimeter Enhancement Light, White Super-LED®, Chrome Housing	210.00
†† PFP14	Single Panel, Pioneer Plus™, Super-LED® Flood Light, White Housing	858.00
†† PFP24	Dual Panel, Pioneer Plus™, Super-LED® Flood Light, White Housing	1497.00

††	PFS14	Single Panel Pioneer™ Combination Flood/Spot, White Housing	858.00
††	PFA1P04	Single Panel Pioneer™ with Pole/Pedestal Mount Adapter	884.00
††	PF1P04	Single Panel Pioneer Plus™ with Pole/Pedestal Mount Adapter	1100.00
††	PFS14P	Single Panel Pioneer™ with Pole/Pedestal Mount Adapter, Combination Flood/Spot, White Housing	1100.00
††	PFS14P1	Single Panel Pioneer™ with Pole/Pedestal Mount Adapter and On/Off Switch, Combination Flood/Spot, White Housing	1126.00
††	PFS24	Dual Panel Pioneer™ Combination Flood/Spot, White Housing	1497.00
††	PFS24P	Dual Panel Pioneer™ with Pole/Pedestal Mount Adapter, Combination Flood/Spot, White Housing	1741.00
††	PFS24P1	Dual Panel Pioneer™ with Pole/Pedestal Mount Adapter and On/Off Switch, Combination Flood/Spot, White Housing	1766.00
††	PFBP12C4	PAR-36 Round 12-Super-LED® Flood Light, With Pedestal/Swivel Mount and an On/Off Switch, Chrome Rear Cover	453.00
††	P46HHS4	PAR-46, Super-LED® Hand Held Spotlight, Includes Cigar Cord, On/Off Switch and Magnet	486.00
††	VTX609*4	Vertex™, Omni Directional Lighthouse, Red, Blue, Amber or White, 9' Cable	135.00
††	WPLWZ3A4	LINZ6™ Super-LED®, Two Wing Plow Amber Lights, One for When the Plow is in Use and One for When Stowed	514.00

Responder® LP Series Lightbars, Aluminum Base, 24 VDV

††	R2LPPA4	Six LIN6™ Super-LED® Modules, Permanent Mount, Amber, 24 VDC	864.00
††	R2LPMA4	Six LIN6™ Super-LED® Modules, Magnetic Mount, Amber, 24 VDC	888.00

Mini Edge® Freedom® IV Series Lightbars, 24 VDC

††	F4M1111P	NEW Permanent Mount, Amber	1485.00
††	F4M5555P	NEW Permanent Mount, Red	1485.00
††	F4DLA4	NEW One Single Color Long 12 Super-LED® Lighthouse, Amber	237.00
††	F4DLR4	NEW One Single Color Long 12 Super-LED® Lighthouse, Red	237.00

Liberty™II, SOLO™, 24 VDC, IX Series and Options, Low Current

††	IX4****4	44" Four Single Color Corner Modules, Red, Blue, Amber or White	1584.00
††	IX8****4	48" Four Single Color Corner Modules, Red, Blue, Amber or White	1584.00
††	IX2****4	54" Four Single Color Corner Modules, Red, Blue, Amber or White	1584.00
††	IWDL*4	One Single Color Long 6 Super-LED® Lighthouse, Amber, Blue, Red or White	173.00
††	IWDS*4	One Single Color Short 6 Super-LED® Lighthouse, Amber, Blue, Red or White	120.00
††	ITL124	Two Long 12 Super-LED® Take Down Lights	408.00
††	ITL64	Two Long 6 Super-LED® Take Down Lights	233.00
††	ITS64	Two Short 6 Super-LED® Take Down Lights	233.00
††	IA34	Two Short 6 Super-LED® Alley Lights with 15° Horizontal Adjustment	131.00

Replacement Parts, Lens Kits

Lens kit worksheets are available from your local distributor or your authorized managing sales representative.

Edge® Classic, 94 & 96 Series, Lens Kits

††	LENSKIT1	Lens Kit for Classic Edge® Lightbar	260.00
††	LENSKIT2	Lens Kit for Classic Edge® Lightbar	345.00
††	LENSKIT3	Lens Kit for Classic Edge® Lightbar	345.00

Edge® 9M Series, Lens Kits

††	9MLENKT1	Lens Kit for Edge® 9M Series Lightbar	260.00
††	9MLENKT2	Lens Kit for Edge® 9M Series Lightbar	345.00
††	9MLENKT3	Lens Kit for Edge® 9M Series Lightbar	345.00

Edge® Ultra 9U & Freedom Series, Lens Kits

††	9ULENKT1	Lens Kit for Edge® Freedom® Series Lightbar	260.00
††	9ULENKT2	Lens Kit for Edge® Freedom® Series Lightbar	345.00
††	9ULENKT3	Lens Kit for Edge® Freedom® Series Lightbar	345.00

Patriot & Liberty Series Lens Kit

††	9LLENKT3	Lens Kit for LFL Liberty™ Series Lightbar	295.00
----	----------	-------------------------------------------	--------

Liberty™ Series Lens Kits, Not for use with 500 Series Alleys

††	SLENKT1	Lens Kit for Liberty™ Series Lightbars for use with LR11 Alley Lights	260.00
††	SLENKT2	Lens Kit for Liberty™ Series Lightbars for use with LR11 Alley Lights	345.00
††	SLENKT3	Lens Kit for Liberty™ Series Lightbars for use with LR11 Alley Lights	345.00

Liberty™ Series Lens Kits, Includes Two LR11 Alley Lights

††	SLENLRK1	Lens Kit for Liberty™ Lightbar, Includes Two LR11 Alley Lights	379.00
††	SLENLRK2	Lens Kit for Liberty™ Lightbar, Includes Two LR11 Alley Lights	469.00
††	SLENLRK3	Lens Kit for Liberty™ Lightbar, Includes Two LR11 Alley Lights	469.00

Replacement Parts, Bulbs For Whelen Lights

Pictorial reference is located at the end of this Price List.

Halogen Bulbs, 12 Volts, Unless Specified, Snap-In, Bulb Only.

††	H27DSN28	27 Watt, 24 Volt, Stop/Tail/Turn	52.00
††	H35DSN12	35 Watt Halogen Dual Filament for Interior Light Only	57.00
††	H35SN24	35 Watt, 24 Volt (Yellow Dot)	52.00

Halogen Bulbs, 12 Volts, H-1

††	H55H112	55 Watts, For Delta™ Rotators, Guardian™ Models G1 and G2 Series	40.00
----	---------	------------------------------------------------------------------	-------

All models are 12 Volt D.C. only unless otherwise noted above. For other voltages contact factory.

* Replace symbol in model number with letter indicating lens color or LED color desired: **A** = Amber; **C** = Clear/White

Replace symbol in model number with letter indicating SPLIT lens or LED color desired: **F** = Amber/Clear or White;

† (to be discontinued, check availability) †† (special order, check availability, non-returnable, non-cancelable)

! Indicate length desired: 5 foot, 6 foot, 7 foot or 8 foot \$ Indicates Lower Price

Replacement Parts

↓ †† - Special Order, Non-Returnable, Non-Cancelable. See "Made-To-Order" Statement on Table of Contents Page of this Price List.

MODEL	DESCRIPTION	LIST
Halogen Bulbs, 12 Volts, Unless Specified, Twist-Lock, Includes Twist-Lock Adapter & Snap-In Bulb.		
†† H35HSC12	35 Watt Halogen Bulb for 810 Scene Light	63.00
†† H35ASC24	35 Watt Halogen Bulb for 24 Volt 810 Scene Light	63.00
†† H35DTL12	35 Watt Halogen Bulb, 3 Position Connector for Interior Light Only, Dual Filament	63.00
Strobe Tubes		
†† UNI	Universal Flash Tube (Replaces S406, S600, Z360)	121.00
†† 4ELTUBE	400 Series Linear Strobe Tube/Reflector Assembly	139.00
†† 4ECTUBE	4E Series Combination Rear Strobe w/Halogen Lamp Reflector Assembly	209.00
†† 500LTUBE	500 Series Linear Strobe Tube/Reflector Assembly	173.00
†† 58L4TUBE	508E Series Linear Strobe Tube/Reflector Assembly, 4 Screw Lens Design	269.00
†† 81L4TUBE	810E Series Linear Strobe Tube/Reflector Assembly, 4 Screw Lens Design	269.00
†† 6ELTUBE	600/6E Series Linear Strobe Tube/Reflector Assembly	184.00
†† 7ELTUBE	700/7E Series Linear Strobe Tube/Reflector Assembly	184.00
†† 7ECTUBE	7E Series Combination Rear Strobe w/Halogen Lamp Reflector Assembly	209.00
†† 80DTUBE	800D/1200D Series Helix 1-1/2 Turn, 3 Pin Plug-In Base Strobe Tube, Each	120.00
†† 80TUBE	800C/1200C Series Helix 1-1/2 Turn Strobe Tube with black reflector 1200C Series, 800C Series, FHEAD / GHEAD / XHEAD Series	120.00
†† 900STUBE	900 Series Non-Linear Strobe Tube/Reflector Assembly	195.00
†† 9UTUBE	Edge® 9M/Ultra Corner Tube/Reflector	139.00
†† LFLTUBE	Edge® LFL Corner Tube/Reflector	139.00
†† DIRECTIO	Large Directional Strobe Tube with Reflector (MN200S Style) 9000FF Series, 9000FM, 9801 Series, 9804 Series, 9806 Series, AdvantEdge®+Plus™ Series	164.00
†† FT10A	3-Pin "U" Strobe Tube, Plug-in, VP410 Series, VP415 Series, 2004, 2012, 2015	62.00
†† FT1510	Linear Tube for 1510 Series	58.00
†† FT20A	3-Pin Helix 1-1/2 turn Strobe Tube, Plug-in, VP420 Series, VP422 Series, 2022, G5 & G7 Series	71.00
†† FT25	Flash Tube, 2500 Series Beacons	71.00
†† LINEAR14	Linear Strobe/Reflector Module, Centurion™ Lower Level CL14 Series Strobe, FastTrax™ Front Strobe	139.00
†† LINEAR17	Linear Strobe/Reflector Module, Dash-King™ Series, Centurion™ Lower Level CL17 Series Strobes	139.00
†† M469	1 1/2 Turn Helix Strobe Tube with Reflective Base, V-Head	121.00
†† REPTSSTR	Twin Side Beam™ Dual Strobe Reflector Assembly	216.00
†† SSTUBE	Super Strobe® Helix 1-1/2 turn Strobe Tube and Polished Reflector, DOT6H, S360C/S360D/S360S Series, SS361, SS363, SS364	120.00
†† TURBOASY	Linear Strobe/Reflector Module for "Classic" Edge® and Edge+Plus™	139.00
†† TURB6DUP	Duplex Linear Strobe/Reflector Module for 96 Series Edge® Bars, Dash-King 2000	139.00
†† S30HACP	Clear Strobe Tube Only (Less Cable), Soft Plug-In with Flange	102.00
†† S30HACPD	Clear Strobe Tube Only (Less Cable), Soft Plug-In with Flange, Deutsch® Waterproof Connector	114.00
†† S30HAC	Clear Strobe Tube Only (Less Cable), Flange Mount	102.00
†† S30HAA	Amber Strobe Tube Only (Less Cable), Flange Mount	139.00
†† S30HACD	Clear Strobe Tube Only (Less Cable), Flange Mount, Deutsch® Waterproof Connector	114.00
†† S30HAAD	Amber Strobe Tube Only (Less Cable), Flange Mount, Deutsch® Waterproof Connector	156.00
DOT3® Systems with Deutsch® Waterproof Connectors		
†† REPDIRWD	DOT3® 100 Series Rear Strobe Assembly, Replaces Old Style AMP W.P., (P/N 02-0341827-00C)	190.00
†† REPSTTWD	DOT3® 100/200 Series Brake/Tail/Turn Bulb Assembly, Replaces Old Style AMP W.P., (P/N 34-0061856-00C)	76.00
†† DIRECTWD	DOT3® 100 Series Rear Strobe Assembly with Deutsch® Waterproof Connector	178.00
DOT3® Systems with AMP® Waterproof Connectors		
†† H35TL12W	DOT3® 100/200 Series Back-up Light Assembly	82.00
†† REPDIRWA	DOT3® 100 Series Rear Strobe Assembly	184.00
Snap-In Bulbs		
†† H20SN12	20 Watt (Green Dot) , TA836 Series, TA870A Series, TA837 Series, TA1652H Series, TA1664H Series, BLTA, 97 Edge® Bar Series/All Dual Halogen Models, SSNF™ Series Halogen Lighthead	31.00
†† H27SN12	27 Watt (Red Dot), 508 Series, 64 Back Series, 810 Series, 830 Scenelight, AdvantEdge®+Plus™ & Super AdvantEdge®+Plus™ Lightbars, Towman®s™ Lightbars, Edge®+Plus™, B-Link™ Bar Full Size Halogen Modules, Dash-Miser™ Halogen Models	31.00
†† H35SN12	35 Watt (White Dot), 4000 Motor/Reflector Assembly/Brushless, 52 Series, DOT3® Systems, Edge® California Steady-Burn, RDX Series	31.00
†† H35HSN12	35 Watt, Horizontal Filament (Gold Dot), GH Series, 64 Series, 73 Series, 97 Scenelight, 5000 Super AdvantEdge®+Plus™	31.00
†† H50SN12	50 Watt, Horizontal Filament (Blue Dot), 97 Series Scenelight, 9E Series, 7E Series (Flashing Only)	31.00
†† H50ASN12	50 Watt, Halogen Bulb for RB6P, RB6D, B6R and Centurion™ Lightbars	31.00
†† H60SN12	60 Watt, 7E Series, 9E Series, RB6T Series	31.00
†† STOPSN12	Brake/Tail/Turn Light, DOT3® Systems (Incandescent Globe Style)	31.00
Bi-Pin Halogen Bulbs		
†† H20W12V	20 Watt, TA4000A, TA9000A Series, TA9000D	16.00

††	H27W12V	27 Watt, 9000 Series Alley Light (Full Size), 9000FM Work Light, CR12/212 Series, GRLHAL, TS200H, TS200C	16.00
††	H35W12V	35 Watt, 4000 Series Motor/Reflector Assembly with Brushes, Val-U-Bar™ Series Motor/Reflector Assembly with Brushes	16.00
††	H50W12V	50 Watt	16.00
Linear Snap-In Flash Tubes			
††	TURBO5	Linear Strobe Tube only for 900, 97 & 9E Linear, and 81E Linear. Snap-In with Stiff Trigger Lead 4.75" Long	72.00
††	TURBO64	Linear Strobe Turbo Tube for 64 Series, Snap-in 6" long, 508 Series Linear, 1997 Edge® Bars, Super AdvantEdge®+Plus™, TA864S	72.00
Twist-Lock Halogen & Strobe Bulbs			
††	S30TL	Twist-Lock Helix 1-1/2 Turn Strobe Tube, 52 Series Twist-Lock, 56 Series Twist-Lock, 64 Series Twist-Lock, 73 Series Twist-Lock, 9000 Series, 97 Series Twist-Lock, DashMiser™/DashMiser Plus™ Twist-Lock Series, GSF/GSE Series, SBS8S	83.00
††	TA20TL12	20 Watt, 2 Position Connector, TA836A, TA837A, TA838A, TA839A, TA870A, TA1620A, TA1622A	36.00
††	H27TL12	27 Watt, 3 Position Connector, 9000 Series Take-Down and Flashers, DashMiser™/DashMiser Plus™ Halogen Series	36.00
††	H35TL12	35 Watt, 3 Position Connector, GHF/GHE Series, 52 Series Halogen, 64 Series, 64 Series Opti-Scenelight™, 73 Series, 73 Series Opti-Scenelight™	36.00
††	H50TL12	50 Watt, 3 Position Connector, 97 Series, 97 Series Opti-Scenelight™	36.00
††	BRAKTL12	Brake/Tail/Turn, 3 Position Connector, (Incandescent), 52 / 64 / 73 & 97 Series Brake/Tail/Turn (Globe Style, Not Flat Back Style)	36.00

All models are 12 Volt D.C. only unless otherwise noted above. For other voltages contact factory.

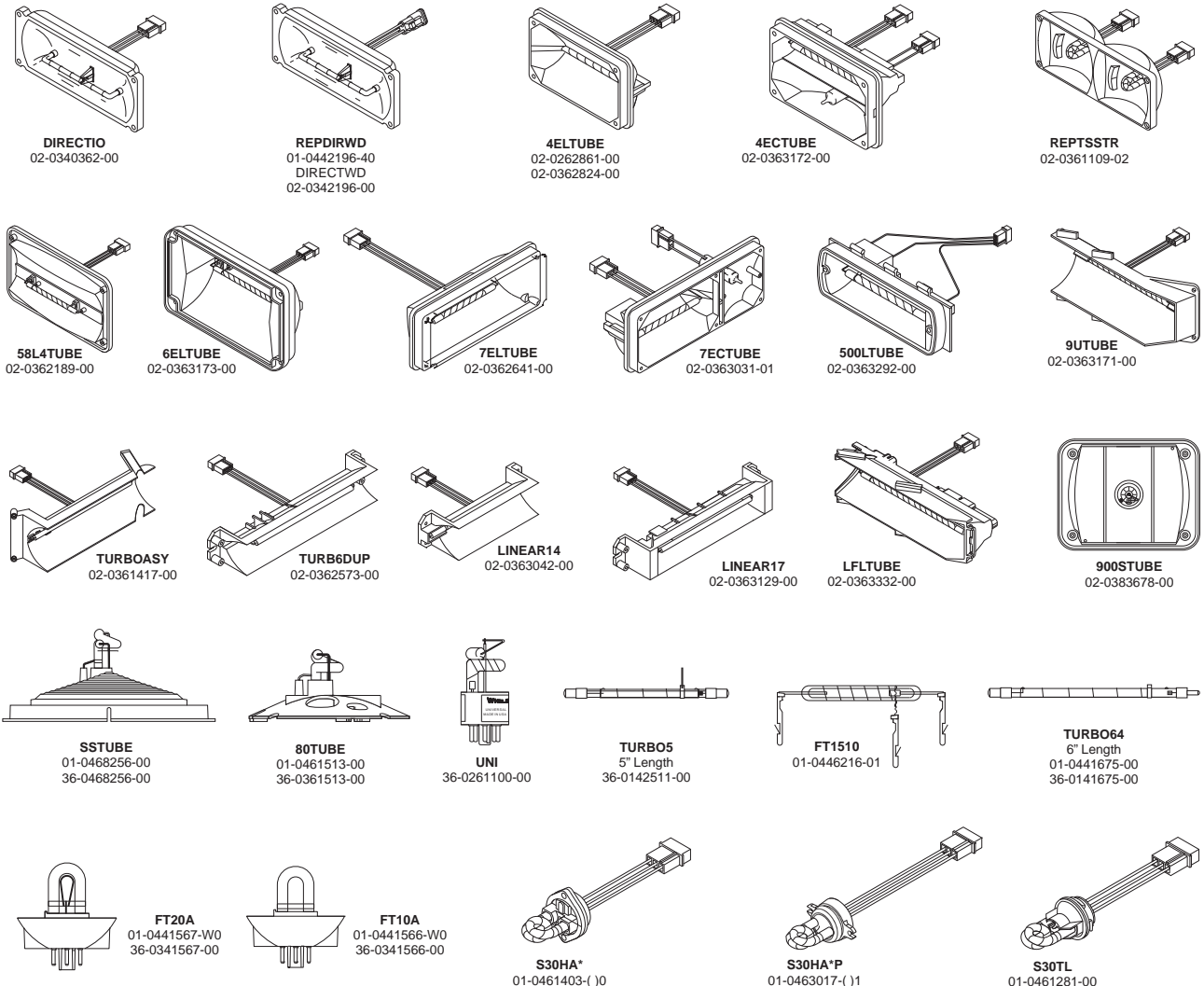
* Replace symbol in model number with letter indicating lens color or LED color desired: **A** = Amber; **C** = Clear/White

Replace symbol in model number with letter indicating SPLIT lens or LED color desired: **F** = Amber/Clear or White;

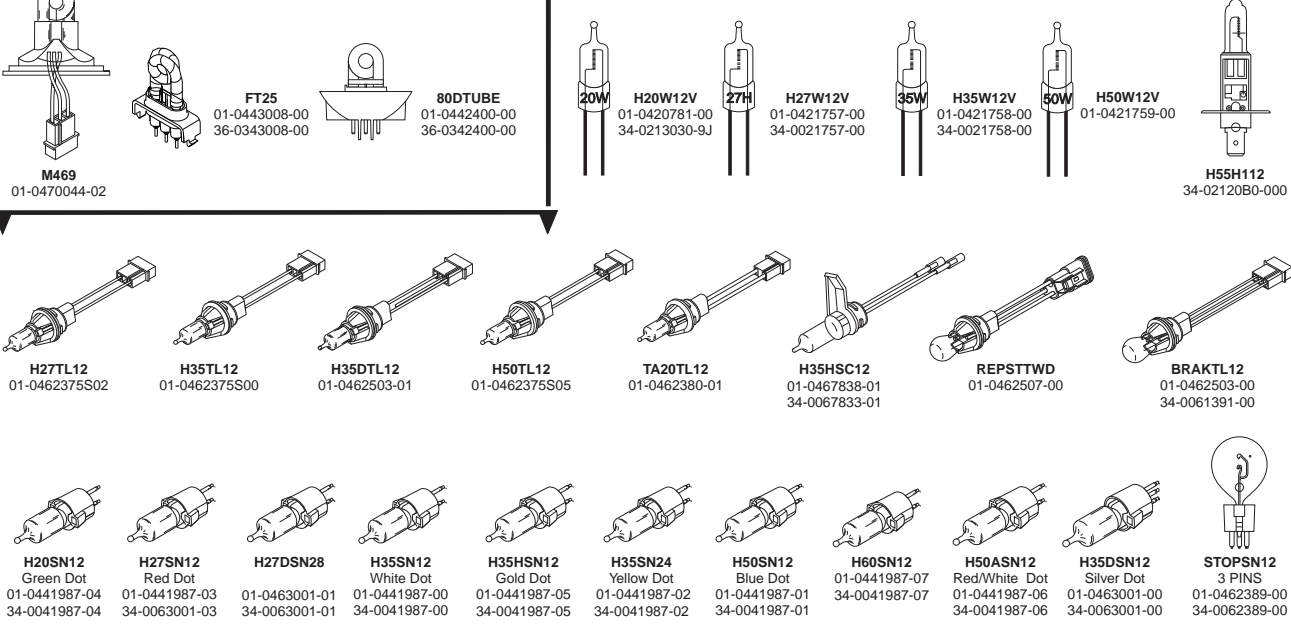
† (to be discontinued, check availability) †† (special order, check availability, non-returnable, non-cancelable)

! Indicate length desired: 5 foot, 6 foot, 7 foot or 8 foot \$ Indicates Lower Price

STROBE



HALOGEN & INCANDESCENT



WHELEN® USER DIRECT WARRANTY (FOR AUTOMOTIVE PRODUCTS ONLY)

Whelen Engineering Company, Inc. warrants products of its manufacture against defects in material and workmanship. This is provided that the product has been installed and operated in accordance with the manufacturer's recommendations. During the warranty period (see below) the Factory Repair Center or an Authorized Whelen Repair Center† will repair or replace (at its option) any parts or electronic assemblies of the unit which disclose a defect in material or workmanship. The Repair Center will return the repaired unit, transportation cost prepaid.

The above warranty is between the first purchaser (ultimate user) only and Whelen Engineering Company, Inc. (manufacturer). **No prior authorization is required for returning Whelen products for warranty consideration.** Each Whelen product sold is covered only by the official warranty in effect at time of purchase.

This warranty is not applicable to any Whelen product that has failed from damage as a result of incompatible chemicals (including de-icing or road treatment), cleaning products or due to abuse, misuse, improper installation, excessive voltages, or alterations to the product that affects, in the manufacturer's judgment, intended use and service. Whelen will not be held liable for any incidental or consequential damages, and assumes no responsibility or liability for expenses incurred in the removal and/or re-installation of products requiring service and/or repair; nor the packaging, handling, and shipping to the Factory Repair Center or Authorized Whelen Repair Center†; nor for the handling of products returned from the repair center after service or repair.

There are no other warranties, expressed or implied, including, but not limited to, any implied merchantability or fitness for a particular use. Whelen Engineering Company, Inc. reserves the right to modify this warranty statement at any time; or discontinue, modify, or upgrade any products of its manufacture with design improvements without prior notice.

The use of magnetic or vacuum/suction mounted warning lights mounted on the roof or exterior of a vehicle in motion is at the sole discretion and risk of the user. Whelen Engineering makes no warranties or guarantees of equipment used in this way.

All power plugs/cigar plugs, incandescent and halogen bulbs, polycarbonate/plastic materials, radar products, aviation equipment, industrial products and high power voice/siren systems are not covered by this warranty (see applicable warranty statement).

All Non-Whelen manufactured items that are sold by Whelen are covered by that manufacturer's warranty, and are excluded from this warranty statement (such as, GTT Emitters, batteries). This warranty will be void when using or substituting other than all-genuine Whelen system components, such as remote head assemblies, xenon flash tubes, shielded cables, strobe power supplies, siren amplifiers and siren speakers. This warranty gives you specific rights, and you may also have other rights which vary from state to state.

STANDARD / 2 YEAR WARRANTY

Whelen products are covered by a direct warranty for up to a maximum two years from date of purchase (not to exceed three years from date of manufacture), with proof of purchase. In accordance with the policy statement described herein, the unit may be returned directly to the factory or to an Authorized Whelen Repair Center† for warranty consideration. Whelen siren speakers, when used with a Whelen siren amplifier, are covered by a 2 year warranty from the date of manufacture. Heavy-Duty motor assemblies (so marked) are covered by a direct warranty for up to three years from date of manufacture. For warranty consideration, both the siren speakers and motor assemblies are subject to the conditions and steps described herein.

SIRENS, LED PRODUCT, CONTROL HEADS AND SWITCH BOXES

CenCom®, CanTrol®, 295HFS and 295SLS: Electronic circuit boards are covered by a 5 year warranty.

LED Lightheads, IO Boards, and Flashers: Electronic circuit boards are covered by a 5 year warranty.

295SL100 Series, Howler™, Alpha™, Beta™, Epsilon™, HHS, Gamma™ and WPS series: Electronic circuit boards are covered by a 2 year warranty.

Siren, Traffic Advisor™ Control Heads, and Switch Boxes: Electronic circuit boards are covered by a 2 year warranty.

Mechanical components, ie Switches, relays, microphones, housings, mounting brackets and hardware are covered for 2 years for defect in material or workmanship. All other electronic circuit and IO boards not expressed herein are covered by a 2 year warranty. Warranty starts from date of manufacture.

12 MONTH WARRANTY — BACK-UP ALARMS

Whelen Back-Up Alarms are covered by a 12 month warranty and are subject to the conditions and steps described herein.

WARRANTY — LIGHTBAR POWER SUPPLY

All repairable warranty and non-warranty Edge® style lightbar strobe power supplies will be replaced with a compatible new power supply. If out of initial warranty period but less than 10 years old, the charge will be a flat fee of \$210.00

6 MONTH WARRANTY — STROBE POWER SUPPLIES/FLASH TUBES AND OBSOLETE/DISCONTINUED PRODUCTS

If a Strobe Power Supply, Strobe Flash Tube component or an obsolete/discontinued product of a "Whelen" brand product is returned to Whelen within 6 months of the date which is affixed to the unit, Whelen will repair or replace that unit free of charge ONE TIME ONLY, subject to the conditions and steps herein.

WHELEN ENGINEERING COMPANY OUT-OF-WARRANTY FACTORY REPAIR PROGRAM

If found to be repairable, the Whelen Factory Repair Center (only) will repair Non-Lightbar Electronic Strobe Power Supplies for \$155.00 each. All other repairs (non-strobe) will be \$125.00 per unit. This does not include replacement of any other electro-mechanical parts including flash tubes, polycarbonate domes, motors, or hardware items.

Follow the "Steps To Be Taken For Return" noted below, and include a check or money order. For Whelen products older than 10 years, repair charges will be determined upon examination only (minimum charge is \$255.00). Contact factory service center for further details.

STEPS TO BE TAKEN FOR WARRANTY RETURN:

- 1) Whelen products are to be returned **freight prepaid** to the: Whelen Factory Repair Center Building B, 51 Winthrop Road, Chester, CT 06412-0684; or an Authorized Whelen Repair Center†. Do not ship by bus.
- 2) A copy of the sales receipt must be returned with the defective unit to qualify for warranty coverage from date of purchase.
- 3) Include a short statement explaining the problem.
- 4) Include your name, address, and day-time telephone number.
- 5) Whelen and its Authorized Repair Centers will, via UPS, ship back the repaired unit **freight prepaid**, usually within a few days after its receipt.

WHELEN®
ENGINEERING COMPANY, INC.
51 Winthrop Road, Chester, CT 06412-0684
(860) 526-9504 • www.whelen.com

— EFFECTIVE 12/21/16, REPLACES ALL PREVIOUSLY PUBLISHED SERVICE POLICIES —

† The only AUTHORIZED WHELEN REPAIR CENTER(S) are predetermined by the Whelen Factory via official listing obtained from Whelen Engineering Company, Chester, CT.

* New/Revised

10250AD-091516

© 2016 Whelen.

INDEX

0AC0EDCR3	60F000*R5	CL25C7	F4XTACTL18
0S*00FCR3	60J000CR5	CW0BAAAA22	F54PC6
0S*00MCR3	60K000XR5	D2**1	F63PC6
0S*00SCR3	60K000YR5	D4****1	FLBULK1818
0SC0EDCR3	60X000RR5	D6*****1	FLLED**1
0SU0EDCR23	60X000TR5	DBKT31	FRDSCBL18
1SWITCH13	64FKIT5	DBKT41	FT10A25
20C0CDCD4	6EFLANGE5	DBKT51	FT151025
20C0CDCR4	6ELTUBE25	DELTAC514	FT20A25
20R00XRR4	6FLANGEB5	DELTAC614	FT2525
20U0CDCR23	6PLAS15W5	DELWCCP18, 19, 21	GB2####18
2E*00Z*R4	6SC0ENZR5	DH2000*2, 3	GB2****18
2F*00Z*R4	70*02F*R5	DIRECTIO25	GB4####18
2FLANGEB4	70*02S*R5	DIRECTWD25	GB4****18
2FLANGEC4	70A00TAR5	DL2000*2, 3	GB8####18
2G*00F*R4	70BTT6	DP2**1	GB8****18
2GBKT14	70C00VCR6	DP4***1	GBA19
2GFLANGB4	70C00WCR6	F09PC6	GBA19
2GFLANGC4	70C0ELZR5	F18PC6	GBAW#19
2GROMMET4	70F000*R6	F27PC6	GBAW*19
2SWITCH13	70K000ZR6	F36PC6	GBCF*19
3FLANGEC4	73FKIT6	F40BAAAA21	GBDL#18
3GROMMET4	7CAST36	F41CNT*18	GBDL*18
3PC0C0CD9	7ECTUBE25	F42CNT*18	GBDS#19
3S*00F*R4	7EFLANGE6	F42END#18	GBDS*19
3SBCCDCR4	7ELTUBE25	F42END*18	GBLF*19
3SC0CDCR4	7FLANGEB6	F45PC6	GBSF*19
3SR0CDRR4	7GCV6LRC6	F48END#18	GBTL19
3SRCCDCR4	7HTH5FC6	F48END*18	GBT519
3SWITCH13	7HTH5RC6	F4A317	GBT519
40**5SCR4	7HTM5FC6	F4A617	GS2****19
40*02Z*R4	7HTM5RC6	F4B****P16	GS4****19
40A00AAR4	7PT5R6	F4CF*18	GS8****19
40BTT4	7PTH5F6	F4DL#17	GSAW*19
40BUH4	7PTM5F6	F4DL*16, 17	GSDL*19
40BUV4	7SC0ENZR6	F4DLA424	GSDS*15, 19
40C00VCR4	7SU0ENZR23	F4DLR424	GSPHOTO19
43LENS*1	80C0EHCR7	F4DS#17	GSTL*19
4ECTUBE25	80CBEHCR7	F4DS*17	GSTS*19
4EFLANGE4	80CREHCR7	F4DSCBL18	GT9****M15
4EGRILB4	80DTUBE25	F4EDLA21	GT9****P15
4EGRILP4	80TUBE25	F4LF*18	GT9****V15
4ELTUBE25	810CA0ZR6	F4M****M16	GTA15
4FLANGEB4	810TRIM6	F4M****P16	GTT515
4SWITCH13	81L4TUBE25	F4M*0*0F16	GTTSA15
4TSMAB4	86CE17	F4M1111P24	H20SN1225
4TSMAC4	90**5F*R6	F4M5555P24	H20W12V25
4V3*4	90**5S*R6	F4MA316	H27DSN2824
50**2ZCR4	900STUBE25	F4MA616	H27SN1225
50**3ZCR5	90A00TAR6	F4MEND#17	H27TL1226
50*02Z*R5	90BTT6	F4MEND*17	H27W12V26
50*03Z*R5	90BTT423	F4MTATL317	H35ASC2425
500LTUBE25	90E000ZR6	F4MTATL617	H35DSN1224
50A02SA15	90F000*R6	F4MTL616	H35DTL1225
50AA2SA25	90FLANGB6	F4R0****18	H35HSC1225
50AC2ZCR4	90FLANGC6	F4R2****18	H35HSN1225
50AC3ZCR5	90J000CR6	F4R3TS18	H35SN1225
50CC2ZCR4	97FKIT6	F4R6TL18	H35SN2424
50S03ZAR23	9EFLANGE6	F4R6TS18	H35TL1226
58L4TUBE25	9FLANGEB6	F4R7****18	H35TL12W25
5BKT15	9LLENKT324	F4RA318	H35W12V26
5BRUSH5	9MLENKT124	F4RA618	H50ASN1225
5FLANGEB5	9MLENKT224	F4RB*17, 18	H50SN1225
5FLANGEC5	9MLENKT324	F4RDL*17, 18	H50TL1226
5FLANGEP5	9SC0ENZR6	F4RDS*18	H50W12V26
5G*00F*R5	9SU0ENZR23	F4RDSC7218	H55H11224
5GBKT15	9ULENKT124	F4RFLASH18	H60SN1225
5GBOXB5	9ULENKT224	F4RWA#18	I2#7
5GC00WCR5	9ULENKT324	F4RWA*17	I2SM#7
5GC0CCCR5	9UTUBE25	F4SF*18	IA319, 20
5GFLANGB5	AVN1*1	F4TL618	IA3424
5GFLANGC5	AVN2**1	F4TS618	IB2####20
5GROMMET5	AVNBKT11	F4W0****17	IB4####20
5LSMAB5	AVNBKT21	F4W2****17	IB8####20
5LSMAC5	AVNBKT31	F4W4****17	IBDL#19, 20
5TSMAB5	AVNBKT41	F4W7****17	IBDL*20
5TSMAC5	AVNS1*1	F4W8****17	IBDS#19, 20
5V*02Z*R5	AVNS2**1	F4WA*18	IBDS*20
5V3*4	BBKT202, 3	F4WBTT18	ICF*19, 20
60*02F*R5	BBKT302	F4WPHOTO18	ILF*19, 20
60*02S*R5	BGH2, 3	F4X0****17	INSTLRDX16
60A00TAR5	BGL2, 3	F4X2****17	ION#7
60BTT5	BRAKTL1226	F4X4****17	ION*7
60C00VCR5	CAST35	F4X7****17	IONBKT17
60C00WCR5	CAST3H5	F4X8****17	IONBKT77
60C0EHCR7	CAST4V5	F4XBTT18	IONGROM7
60C0EJCS7	CDT6A22	F4XPHOTO18	IONK1B7
60C0ELZR5	CEDLXA22	F4XTACBL18	IONPEDB7

IONSM#	7	L10HAM	2	M4FC	8	MK7SS4	22
IONSM*	7	L10HAP	2	M4FC400	8	MK8H	22
IONSM*4	23	L10HAP4	2	M4FF15B	8	MK9S	22
IONSV1*	7	L10HAV	2	M4V2*	8	MKAJ62	22
IONSV3*	7	L10HCP	2	M6*	8	MKAJ7	22
IONV1*	7	L10L#P	3	M6*24	23	MKAJ71	22
IONV3*	7	L10LAM	3	M6*C24	23	MKAJ94	22
ISF*	20	L10LAP	2	M6*S	8	MKEA29	22
IT9***M	16	L10LAP4	2, 23	M6BRUSH	8	MKEA69	22
IT9***P	16	L10LAV	3	M6BTT	8	MKEA94	22
IT9***V	16	L10LCP	2	M6BTT24	23	MKEZ29	22
ITA	16	L21H*M	2	M6BUW	8	MKEZ38	22
ITL12	19, 20	L21H*P	2	M6BUW24	23	MKEZ38L	22
ITL124	24	L21H*P4	2, 23	M6FB	8	MKEZ45	22
ITL3	19	L21H*V	2	M6FC	8	MKEZ51	22
ITL6	20	L21L*M	2	M6FC600	8	MKEZ55	22
ITL64	24	L21L*P	2	M6FCV2	8	MKEZ60	22
ITS3	19, 20	L21L*P4	2, 23	M6FCV3	8	MKEZ61	22
ITS6	19, 20	L21L*V	2	M6FCV4	8	MKEZ61L	22
ITS64	24	L22H*M	2	M6HDLMTK	8	MKEZ62	22
ITTS	16	L22H*P	2	M6P15B	8	MKEZ63	22
ITTTSA	16	L22H*P4	2, 23	M6P15C	8	MKEZ7	22
IW0BAAAA	21	L22H*V	2	M6PTS5R	8	MKEZ71	22
IW2***	19	L22L*M	2	M6PTH5F	8	MKEZ73	22
IW4***	19	L22L*P	2	M6PTM5F	8	MKEZ74	22
IW8***	19	L22L*P4	2, 23	M6T	8	MKEZ76L	22
IWBTTLED	20	L22L*V	2	M6T24	23	MKEZ79	22
IWDL*	19, 21	L31H*F	2	M6V2*	8	MKEZ85	22
IWDL*4	24	L31H*F4	2, 23	M6ZC	8	MKEZ86	22
IWDS*	16, 19, 21	L31H*M	2	M6ZC24	23	MKEZ88	22
IWDS*4	24	L31H*V	2	M7*	8	MKEZ89	22
IWPHOTO	20	L31HAFCA	2	M7*24	23	MKEZ91	22
IWTACBL	20	L31HAMCA	2	M7*S	8	MKEZ93	22
IWTACNTL	20	L31HAVCA	2	M7BKT1	8	MKEZ94	22
IX2***	19	L32L*F	2	M7BRUSH	8	MKEZ95	22
IX2***4	24	L32L*F4	2, 23	M7FB	8	MKEZ96	22
IX4***	19	L32L*M	2	M7FC	8	MKEZ97	22
IX4***4	24	L32L*V	2	M7FC700	8	MKLP38	23
IX8***	19	L360BGB	2	M7ZC	8	MKLP86	23
IX8***4	24	L360PMKT	2	M7ZC24	23	MKLP95	23
IXBTTLED	20	L40BG	3	M9*	8	MKLP97	23
JALF1	20	L41*M	3	M9*24	23	MMK	2, 3
JBTTLED	20	L41*P	3	M9*CZ	8	MPB4B	23
JBULK18	21	L41*V	3	M9*S	8	MPB4W	23
JC0***	21	L51*M	3	M92#	8	MPBB	10
JC2***	21	L51*P	3	M9BRUSH	8	MPBW	10
JC4***	21	L53AM	3	M9BTTX	8	MPP4W	23
JC8***	21	L53AP	3	M9BUW	9	MPPB	10
JCTLS1	20	L6BKT3	12	M9FB	9	MPPBBS	10
JCTLS12	20	LEDLOAD	3	M9FC	9	MPPBCS	10
JCTLS1D	20	LENSKIT1	24	M9FC900	9	MPPW	10
JDC*	17, 20, 21, 22	LENSKIT2	24	M9FC2900	9	MPPWCS	10
JDH*	17, 20, 21	LENSKIT3	24	M9HTH5FC	9	MPR15B	10
JDL#	20	LF35	12	M9HTH5RC	9	MPR15W	10
JDL*	20, 21	LF35A	12	M9HTM5FC	9	MPR4W	23
JDLF*	20	LF35BASE	12	M9HTM5RC	9	MPRB	10
JDSCBL	21	LF35CB12	12	M9LZC	8	MPRW	10
JE0***	21	LF35CBAC	12	M9T	8	NOTE	23
JE2***	21	LF35CBAE	12	M9V2*	8	NP3BB	10
JE4***	21	LF35E	12	MC11M*	15	NP3BW	10
JE8***	21	LFLTUBE	25	MC11P*	15	NP6B4B	23
JF0BAAAA	21	LINEAR14	25	MC11SA	15	NP6B4W	23
JF0DAAAA	21	LINEAR17	25	MC16M*	15	NP6BB	10
JF0FAAAA	21	LINSV2*	12	MC16MF	15	NP6BW	10
JF0TAAAA	21	LINV2*	12	MC16P*	15	NPBKT1	10
JHALF1	21	LINZ6#	12	MC16PF	15	NPBKT2	10
JHBTTLED	21	LINZ6*	12	MC16S*	15	P36HHS	9
JHCTAL1	21	LINZ6*24	23	MC16SF	15	P36SLC	9
JHCTAL1D	21	LINZ61	12	MC16V*	15	P36SLCHG	9
JHCTLS1	21	LINZ6FC	12	MC16VF	15	P46HHS	9
JHCTLS1D	21	LSK	2, 3	MC23M*	15	P46HHS4	24
JHFLASH	21	LSVBKT47	12	MC23P*	15	P46S2X2	9
JHTDALL1	21	M2#	7	MC23S*	15	P46SLC	9
JHTLS2	21	M2*	7	MC23V*	15	P46SLCHG	9
JTA2W	20	M2*24	23	MCFLED2*	9	PBA103	10
JTACBL	21	M2FB	7, 8	MCRNB2	9	PBA106U	10
JTACNTL	20, 21	M2FC	7, 8	MCRNS#	9	PBA203	10
JTDLED1	20	M2GROM	7, 8	MCRNS*	9	PBAINTC	10
JTDLED2	20	M2PEDB	7, 8	MCRNS*4	23	PBAPEDA	11
JTLS1	20	M2PEDC	8	MCRNT#	9	PBAPEDAL	11
JV2***	20	M2W*	8	MCRNT*	9	PBAPEDD	11
JV4***	20	M2W*24	23	MCSLED2*	9	PBAPEDDL	11
JV8***	20	M2W*C24	23	MIRROR15	3	PC1	13
JWLLED2	20	M4#	8	MIRROR20	2, 3	PC2	13
JXALF*L	20	M4*	8	MJTDALL1	17	PC3	13
JXALF1L	20	M4*24	23	MJY***M	17	PCC10W	13
JY2***	20	M4*S	8	MJY***P	17	PCC10W1	13
JY4***	20	M469	25	MJY***V	17	PCC4W	13
JY8***	20	M4BRUSH	8	MK20S	22	PCC6W	13
L10H#P	3	M4FB	8	MK7SS2	22	PCC6W1	13

INDEX

PCC8R	13	PSBKT1	12	RBKT2	12	TANF85	14
PCCS9LW	13	PSBKT451	12	RBKT4	12	TAZ66	14
PCCS9RW	13	PSBP12	9	RBKT6	12	TAZ86**	14
PCP2AFS	10	PSBP12C	9	RBKT7	12	TAZ86	14
PCP2AP	11	PSBP6	9	RDLPPAB	16	TCRB39	15
PCP2AP1	11	PSBP6C	9	RDXMM90	16	TCRB42	15
PCP2ASF	10	PSBS12	9	REPDIRWA	25	TCRB45	15
PCP3	10	PSBS12C	9	REPDIRWD	25	TCRB45A	15
PCP3P	11	PSBS12S	9	REPSTTWD	25	TCRB47	15
PCP3P1	11	PSBS6	9	REPTSSTR	25	TCRHD1	14
PCPSM1B	11	PSBS6C	9	RFLANG2B	12	TCRHD2	15
PCPSM1C	11	PSBS6S	9	RFLANG2C	12	TCRHD3	15
PCPSM2AB	11	PSC00FCR	12	RFLANGCD	12	TCRHD4	15
PCPSM2AC	11	PSC0ADCR	12	RFLANGEA	12	TCRHD5	15
PCPSM2B	11	PSC0CDCR	12	RFLANGEC	12	TCRHD6	15
PCPSM2C	11	PSL1B	11	RGROMMET	12	TCRHS1	14
PELCB	10	PSL1BB	11	RMK20S	22	TCRHS2	14
PELCB4	23	PSL1P	11	RMK8H	22	TCRHS3	14
PELCC	10	PSL1PB	11	RMK9S	22	TCRHS4	14
PELCC4	23	PSL1R	11	RMKAJ#	22	TCRHS5	14
PF_#F4#	18	PSL1R5	11	RMKEA29	22	TCRHS6	14
PFA1	10	PSL1R5B	11	RMKEZ#	22	TCRHT1	15
PFA1F41	11	PSL1RB	11	RMKEZ29	22	TCRHT2	15
PFA1F42	11	PSL2B	11	RMKEZ7	22	TCRHT3	15
PFA1LP	10	PSL2BB	11	RPHOTO	3	TCRHT4	15
PFA1P	10	PSL2P	11	RS*02ZCR	12	TCRHT5	15
PFA1P04	24	PSL2PB	11	RS*03ZCR	12	TCRHT6	15
PFA1P1	10	PSL2R	11	RV*03ZCR	12	TCRL**	15
PFA2	10	PSL2R5	11	S30HAA	25	TCRL*	14
PFA2F41	11	PSL2R5B	11	S30HAAD	25	TCRLBKT	15
PFA2F42	11	PSL2RB	11	S30HAC	25	TCRLRBC	15
PFA2P	10	PSP1	10	S30HACD	25	TDP\$\$\$00	14
PFA2P1	10	PSP1AC	10	S30HACP	25	TFLANGEB	4
PFBP12	9	PSP1ALP	10	S30HACPD	25	TFLANGEC	4
PFBP12C	9	PSP1LP	10	S30TL	26	TGROM2	4
PFBP12C4	24	PSP1P	11	SFION*	1	TIONBKT1	7
PFBP6	9	PSP1P1	11	SLENKT1	24	TIONBKT2	7
PFBP6C	9	PSR00XRR	12	SLENKT2	24	TIONBKT3	7
PFBP12	9	PSRASXCR	12	SLENKT3	24	TIONBKT4	7
PFBP12C	9	PT360F	9	SLENLRK1	24	TIONFC	6
PFBP12S	9	PT360FW	9	SLENLRK2	24	TLI#	6
PFBP6	9	PT360P	9	SLENLRK3	24	TLI*	6
PFBP6S	9	PTP1	10	SLPMM**	1	TLI2#	6
PFLASH	10	PTP1LP	10	SMLLAA	1	TURB6DUP	25
PFP1	10	R1\$\$00	16	SFFPOS	3	TURBO5	26
PFP14	23	R10HDM*	16	SSTUBE	25	TURBO64	26
PFP1AC	10	R10HDP*	16	STOPSN12	25	TURBOASY	25
PFP1AP	11	R10HDV*	16	STPKT*	22	UFM8	3
PFP1AP1	11	R1LPHM*	16	T0*00M*R	4	UHF2150A	3
PFP1F41	11	R1LPHV*	16	T0CACCCR	4	ULF44	3
PFP1F42	11	R1LPM*	16	TA125NF1	14	UNI	25
PFP1LP	10	R1LPMF	16	TA125NF2	14	V23*TPB	12
PFP1P	10	R1LPP*	16	TA165NF1	14	V23P20B	12
PFP1P04	24	R1LPPF	16	TA165NF2	14	V23P20C	12
PFP1P1	10	R1LPV*	16	TA166AL5	14	V23PEDB	12
PFP2	10	R1LPVF	16	TA20TL12	26	V23PEDC	12
PFP24	23	R2\$\$00	16	TAC815	13	VTX609#	12
PFP2AC	10	R2LPHM*	16	TAC830	13	VTX609*	12
PFP2AP	11	R2LPHV*	16	TAC850	13	VTX609*4	24
PFP2AP1	11	R2LPHM*	16	TACF85**	14	VTXFC	12
PFP2F41	11	R2LPHV*	16	TACF85	14	VTXFC	12
PFP2F42	11	R2LPM*	16	TACTL5	14	W20SS	13
PFP2P	10	R2LPMA4	16, 24	TACTL6	14	W20SSRK	13
PFP2P1	11	R2LPP*	16	TAD6	1, 13	WBUA107	13
PFP4AWB	11	R2LPPA4	16, 24	TAD8**	1, 13	WBUA112	13
PFP4AWP	11	R2LPV*	16	TAD8	1, 13	WBUA112C	13
PFP4AWP1	11	R316*M	3	TADCTL1	1, 14	WBUA97	13
PFS1	10	R316AF	3	TADF6	14	WCC92SUB	18, 19, 20
PFS14	24	R316AV	3	TADF8	14	WCC9SUB	21
PFS14P	24	R416AF	3	TADP6	1, 13	WHPT360B	9
PFS14P1	24	R416AM	3	TADP8**	1, 13	WION#	7
PFS1P	11	R416AV	3	TADP8	1, 13	WION*	7
PFS1P1	11	R4B***P	17	TADP8FT	13	WIONSC*4	23
PFS2	10	R4B*0*0P	17	TADSW1	1, 14	WIONSM#	7
PFS24	24	R4BA3	17	TADSW2	1, 14	WIONSM*	7
PFS24P	24	R4BA6	17	TAL65	14	WIONSM*4	23
PFS24P1	24	R4BEND#	17	TAL85	14	WLOW1A	13
PFS2F41	11	R4BEND*	17	TAM63	13	WLOW2A	13
PFS2F42	11	R4BFLASH	17	TAM65	14	WLOW3AA	13
PFS2P	11	R4BTL6	17	TAM83**	14	WLOWZ1A	13
PLAST3V	5	RBKT1	12	TAM83	14	WLOWZ2A	13
PLAST4V	5	RBKT10	12	TAM85**	14	WLOWZ3A	13
PLAST4VL	5	RBKT12	12	TAM85	14	WPLWZ3A4	24
PROGRAM1	3	RBKT14	12	TANBKT1	14	WXONSM*	7
PS*00F*R	12	RBKT18	12	TANF65	14	XONSV1*	7
		RBKT19	12	TANF85**	14	XONV1*	7



Tune in to

WeVision™

<http://www.whelen.com/auto/media.php>



WHELEN®
MANUFACTURED IN AMERICA

Authorized Managing Sales Representatives

CONNECTICUT, MAINE, MASSACHUSETTS NEW HAMPSHIRE, RHODE ISLAND, VERMONT

Patriot Fleet Group, LLC
P.O. Box 886
Rocky Hill, Connecticut 06067
860-757-3922 • Fax: 860-785-8697
e-mail: amsr1@whelen.com

DELAWARE, MARYLAND, PENNSYLVANIA, VIRGINIA, WASHINGTON D.C.

Mobile Fleet
P.O. Box 591
Reedsville, Pennsylvania 17084
(866) 674-1110 • Fax: (443) 593-0590
e-mail: amsr2@whelen.com

FLORIDA

Morganelli & Associates
1401 Saratoga Street
Deland, Florida 32724
(386) 738-3669 • Fax: (386) 738-5331
e-mail: amsr3@whelen.com

ALABAMA, GEORGIA, MISSISSIPPI, NORTH CAROLINA, SOUTH CAROLINA, TENNESSEE (Except Memphis)

Thomas J. Madden & Associates, Inc.
935 Hwy 124, Bldg 400, Suite 401
Braselton, Georgia 30517
(678) 963-2060 • Fax: (678) 963-2061
e-mail: amsr4@whelen.com

HAWAII, GUAM & SAIPAN

Pacific Sales Representatives, Inc.
P.O. Box 240256
Honolulu, Hawaii 96824-0256
(808) 373-4666 • Fax: (808) 373-3045
e-mail: amsr6@whelen.com

KENTUCKY, OHIO, WEST VIRGINIA

Holstein & Associates, LLC
9031 Heritage Drive
Plain City, Ohio 43064
(614) 873-2121 • Fax: (614) 873-3095
e-mail: amsr7@whelen.com

ARKANSAS, LOUISIANA, TENNESSEE (Memphis only), TEXAS

John Wright & Associates
1111 W Abram Street
Arlington, Texas 76013
(817) 459-2001 • Fax: (817) 459-2515
e-mail: amsr8@whelen.com

ALASKA, IDAHO, MONTANA, OREGON, WASHINGTON

Kent D. Bruce Company, LLC
P.O. Box 225
Black Diamond, Washington 98010
(360) 886-9410 • Fax: (360) 886-9411
e-mail: amsr10@whelen.com

CALIFORNIA, NEVADA (Northwest and South) WATTCO

2230 Cordelia Road
Fairfield, California 94534
(707) 435-9233 • Fax: (707) 435-1941
e-mail: amsr12@whelen.com

IOWA, MINNESOTA, NORTH DAKOTA, SOUTH DAKOTA

W. Reeves & Associates LLC
P.O. Box 477
Norwalk, Iowa 50211
(515) 981-5967 • Fax: 866-336-3503
e-mail: amsr13@whelen.com

KANSAS, MISSOURI, NEBRASKA, OKLAHOMA

Busch & Associates, LLC
12705 South Rene Street
Olathe, Kansas 66062
(913) 390-1777 • Fax: (913) 390-7889
e-mail: amsr14@whelen.com

COLORADO, NEVADA (Northeast) UTAH, WYOMING

Rep Services, LLC
33990 County Road 27
Kiowa, Colorado 80117
(303) 840-7451 • Fax: (303) 805-0133
e-mail: amsr19@whelen.com

NEW JERSEY, NEW YORK

Mobile Fleet
10 Commerce Drive
Hauppauge, New York 11788
(631) 206-2920 • Fax: (631) 206-2923
e-mail: amsr20@whelen.com

INDIANA, MICHIGAN

C. S. Trojan & Associates, Inc.
1375 Rickett Road
Brighton, Michigan 48116
(810) 227-7775 • Fax: (810) 227-9195
e-mail: amsr22@whelen.com

ILLINOIS, WISCONSIN

Coatar & Associates, Inc.
19027 Jodi Road, Suite F
Mokena, Illinois 60448
(708) 478-5220 • Fax: (708) 478-5221
e-mail: amsr23@whelen.com

ARIZONA, NEW MEXICO

Charlotte Young & Associates, Inc.
2710 S. Litchfield Road
Goodyear, Arizona 85338
602-615-8710
e-mail: amsr25@whelen.com

WHELEN FACTORY INQUIRY

Automotive Sales
e-mail: autosale@whelen.com
Automotive OEM Sales
e-mail: autooem@whelen.com
Automotive Government Sales
e-mail: autousos@whelen.com
Automotive Catalog
e-mail: catalog@whelen.com
Customer Service
e-mail: custserv@whelen.com

CANADIAN INQUIRY

**EASTERN: NEWFOUNDLAND,
NEW BRUNSWICK, NOVA SCOTIA,
PRINCE EDWARD ISLAND**
Leslie and Associates
32 Steeles Avenue East
Milton, Ontario, Canada L9T 5A1
(905) 878-8457 • Fax: (905) 878-0877
e-mail: amsr15@whelen.com

CENTRAL: MANITOBA, ONTARIO, QUEBEC, NUNAVUT

Leslie and Associates
32 Steeles Avenue East
Milton, Ontario, Canada L9T 5A1
(905) 878-8457 • Fax: (905) 878-0877
e-mail: amsr15@whelen.com

WESTERN: ALBERTA, BRITISH COLUMBIA, SASKATCHEWAN, YUKON AND NORTHWEST TERRITORIES

TL Smid Associates
3057 Similkameen Place
Kamloops, British Columbia, Canada V2E 2T6
(250) 572-1507
e-mail: amsr21@whelen.com

WHELEN/CANADA FACTORY INQUIRY

Canadian Automotive Sales
e-mail: canadiansales@whelen.com
Automotive Catalog
e-mail: catalog@whelen.com
Customer Service
e-mail: custserv@whelen.com

CARIBBEAN, CENTRAL & SOUTH AMERICA INQUIRES

Fred Villoria
Rancho Palos Verdes, California 90275
(310) 230-5209
e-mail: amsr49@whelen.com

MEXICO INQUIRY

ZABAI LLC
Ivan R. Lopez Zavala
20 Bokum Road
Chester, Connecticut 06412
(860) 819-6986
e-mail: amsr50@whelen.com

MIDDLE EAST INQUIRY

ZABAI LLC
Ivan R. Lopez Zavala
20 Bokum Road
Chester, Connecticut 06412
(860) 819-6986
e-mail: amsr26@whelen.com

INTERNATIONAL INQUIRY

Contact Factory
e-mail: autousos@whelen.com

