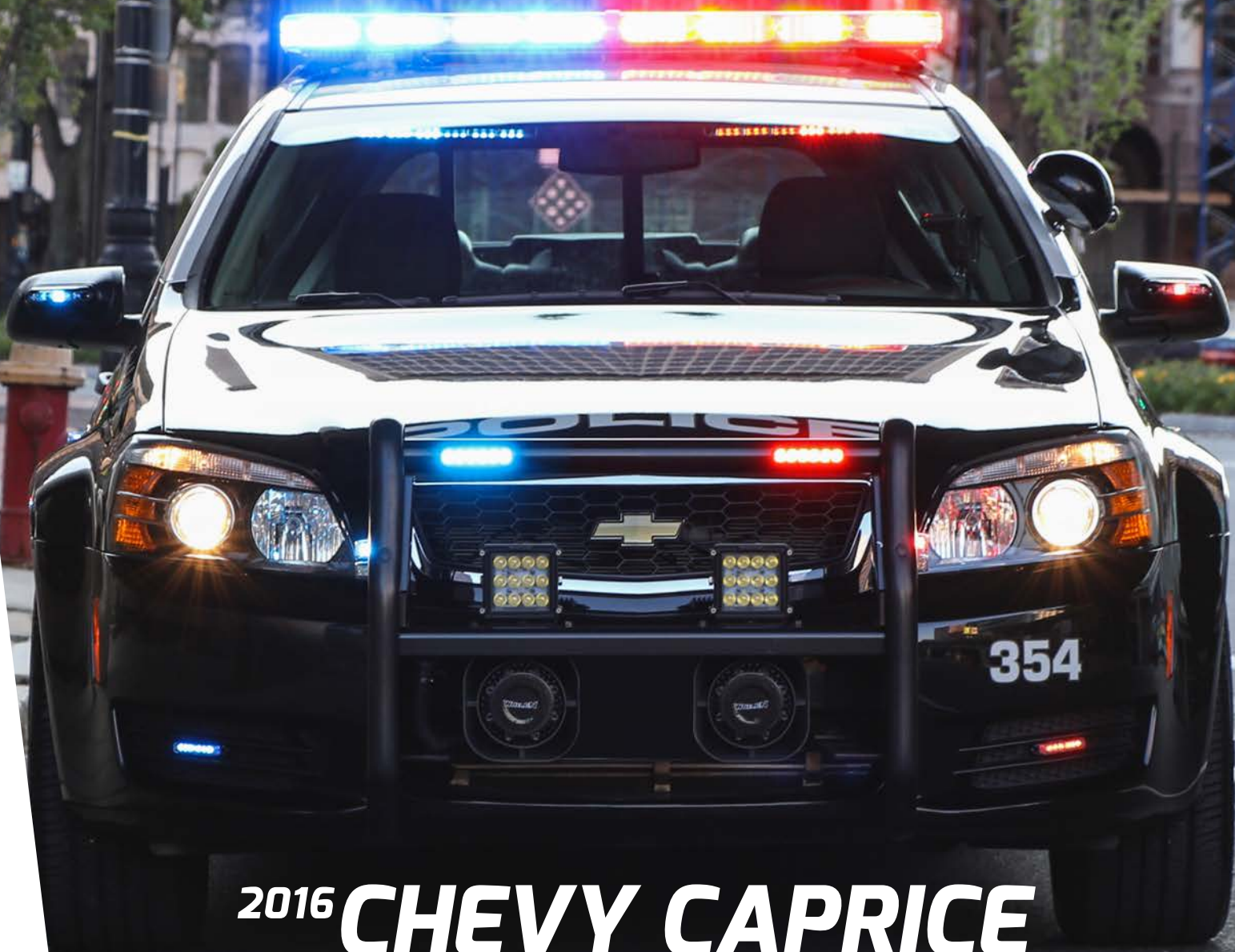


WHELEN[®]
MANUFACTURED IN AMERICA

OFFICIAL WARNING LIGHTS OF
NASCAR



2016 **CHEVY CAPRICE**

POLICE LIGHTING PACKAGE

A comprehensive guide to Whelen's lighting and warning products.



LINSV2™ V-Series™

Two-in-one combination 180° warning and puddle light for under surface mounting. Right angle bracket mounts lighthood beneath a side view mirror or under any flat mounting surface.



Mirror-Beam™ & Mirror-Beam ION™ V-Series

Custom molded Black housings fit over the vehicle's existing mirror glamour caps and feature ION or ION V-Series Super-LED® lighthoods.



Interface Module

This module provides conditioned signals to and from the Police Equipment Interface Module (PEIM) including vehicle speed sense (CanTrol® WC) feature.



SideKick™ Series

Super-LED fender warning light adds critical lighting coverage to the sides of the vehicle. Available with ION standard, ION wide-angle, or ION V-Series warning.



Vertex™ Series

Single 7/8", hemispheric, self-contained lighthood. Available in three different optical light output models: omni-directional, side emitter, and directional.



LINV2™ V-Series

Surface mount, Linear-LED®, two-in-one combination 180° warning and puddle light.



Micron™ Series

Now available in single or split colors, compact Micron series lighthoods include surface mount flange in Black or Chrome. Stud mount Micron allows for easy and simple surface mount installation.



ION Series

Versatile Super-LED lighthoods with standard or wide-angle optics. Available in surface or universal mount.



ION DUO™ & TRIO™ Series

ION Series lighthoods re-engineered with high performance linear optics. Available with DUO (two color interleaved) or TRIO (three color interleaved) technology. Available in surface mount.



ION V-Series

Three-in-one combination 180° wide-angle warning, illumination, and puddle light or single color 180° and TIR directional warning models. Available in surface or universal mount.



NEW ION T-Series™

The ION T-Series features Linear Super-LED® technology and a sleek and low profile design, with a depth of only 1/2" (13mm).



NEW ION T-Series License Plate Bracket

Universal license plate bracket for two ION T-Series lighthoods.



ION License Plate Bracket

Universal license plate bracket for horizontal mount of two ION lighthoods.



Micron License Plate Bracket

Universal license plate bracket for two Micron lighthoods.



WHELEN[®]
2



WHELEN



Liberty™ II Series

Already a favorite of Police fleets worldwide, Whelen's Liberty lightbar has been redesigned from the ground up, creating the all new Liberty II. With an enhanced optical design, the Liberty II builds on the Liberty's reputation for excellent reliability and performance. The Liberty II is available in SOLO™, DUO+™, and TRIO™ models with WeCan® or Low Current technology.



Legacy® Series

Maximize the performance of Whelen's advanced LED technology with the Legacy, the low profile lightbar with a durable UNI-DOME construction and 360° of contiguous light. The Legacy is available in SOLO and DUO+ models with WeCan technology.



Justice® Series

Designed for ease of operation and serviceability, Super-LED Justice lightbars feature a variety of options for customization. Models available with WeCan or standard current operation.



Freedom® IV Series

Introducing the Freedom IV Series, featuring Whelen's advanced Linear Super-LED optics, all new DYAD™ two level technology, and 360° of contiguous light. DYAD technology allows for individual control of each level of each lighthouse. Hard-coated lenses and solid-state electronics resist the harshest of environments. Multiple options are available for full customization. Models available with WeCan or Low Current technology.



Inner Edge® RTX Series

The new Inner Edge RTX Series features a newly designed vehicle specific housing and universal drop-in tray, allowing for easy reconfiguration and serviceability. Available with SOLO, DUO™, or TRIO interleaved Linear-LED® light modules, the RTX Series can be reconfigured to a different vehicle by obtaining an alternate housing and mounting kit.



Inner Edge XLP Series

Designed to blend with the vehicles existing interior, the Inner Edge XLP is a fully featured interior lightbar featuring an extra low profile design. Available in 3-LED and 6-LED DUO models.

Mounting Kits

MKEZ81 straps mount 48" - 50" lightbars. MKEA81 straps mount 43" - 44" lightbars, MKLP81 straps mount 48" - 50" lightbars.





M2 Series

Super-LED® surface mount lighthouse with low current consumption. Standard and wide-angle light spread models.



V23™ V-Series™

Three-in-one combination 180° wide-angle warning, illumination, and puddle light.



Dual Avenger®

Whelen's Avenger is now available with White LR11 TIR take-downs for added visibility and illumination. New programming buttons allow for easier reconfiguration.



Avenger Series

Now available in single color or with TRIO™ (three color interleaved) technology, the Avenger is available in single, dual, or split LED modules.



SpitFire ION™

A compact Super-LED dash light available in single and split colors.



PAR-46 Series

Super-LED drop-in replacements for outdated Halogen lamps. Available in 2° or 8° spotlight or 20° x 60° floodlight, these lightweight and low current lighthoods provide stable light output for thousands of operating hours. Available in California Steady Red.



Tracer™ Series

Engineered to increase vehicle visibility, the new Tracer Series is available in SOLO™, DUO™, or TRIO models. Sleek vehicle specific mounting brackets conform to vehicle rocker panels for maximum versatility and the universal mounting bracket kit will mount Tracer to a variety of applications. The durable clamshell design allows for easy reconfiguration and serviceability.



-TRACER™-



WHELEN[®]
6





Micron™ Series

Now available in single or split colors, compact Micron series lighthead include surface mount flange in Black or Chrome. Stud mount Micron allows for easy and simple surface mount installation.



ION™ Series

Versatile Super-LED® lighthead with standard or wide-angle optics. Available in surface or universal mount.



ION DUO™ & TRIO™ Series

ION Series lighthead re-engineered with high performance linear optics. Available with DUO (two color interleaved) or TRIO (three color interleaved) technology. Available in surface mount.




ION V-Series™

Three-in-one combination 180° wide-angle warning, illumination, and puddle light or single color 180° and TIR directional warning models. Available in surface or universal mount.



NEW ION T-Series™

The ION T-Series features Linear Super-LED® technology and a sleek and low profile design, with a depth of only 1/2" (13mm).



Inner Edge® RTX Series

The new Inner Edge RTX Series features a newly designed vehicle specific housing and universal drop-in tray, allowing for easy reconfiguration and serviceability. Available with SOLO™, DUO, or TRIO interleaved Linear-LED® light modules, the RTX Series can be reconfigured to a different vehicle by obtaining an alternate housing and mounting kit.



Vertex™ Series

Single 7/8", hemispheric, self-contained lighthead. Available in three different optical light output models: omni-directional, side emitter, and directional.



NEW ION T-Series License Plate Bracket

Universal license plate bracket for two ION T-Series lighthead.



ION License Plate Bracket

Universal license plate bracket for horizontal mount of two ION lighthead.



Micron License Plate Bracket

Universal license plate bracket for two Micron lighthead.

CARBIDE™

CENCOM



CanTrol® WC

CanTrol allows complete vehicle integration, combining vehicle sensors, lighting, siren, and auxiliary functions with user input and automation. CanTrol can be configured to better predict and react to specific situations on the road. (Only available through authorized CanTrol distributors)



CenCom Carbide™

The CenCom Carbide features a newly designed control head and all new configuration software, both engineered to help maintain situational awareness of the officer. Numerous innovative features and optional expansion modules make Carbide a convenient, single box programming solution.



CenCom Sapphire™

Integrated siren and light control system puts state-of-the-art performance into a package that is easily configured. Includes control head and amplifier/control module. Models available for 1, 2, or 9-wire Traffic Advisors™.



HHS Siren Series

Compact hand held controller with built in microphone. Windows® based program allows full custom setup configuration of each of button to control desired light and siren functions. Unit is microprocessor controlled and rated for one or two 100-watt speakers.





SA315P Siren Speaker

Multi-port, 100 watt speaker with nylon composite housing. Easily installs to the radiator cross member. Complies with OSHA 1910.95 guidelines regarding "Permissible Noise Exposure".



Howler™ Siren & Speaker

An effective added layer of warning when used with any 100-200 watt siren amplifier, providing deep, low frequency tones which are easily audible in other vehicles.



295LSA6 Hands-Free Electronic Siren


Single unit siren with 9-switch light control, Park-Kill, and Timed Out Relay with multiple Scan-Lock™ siren tones.



295SSA1 & 295SDA1 Sirens

Powerful traffic clearing capability in a full featured siren and control head with remote amplifier. Now available in single or dual tone models.





Liberty™ II Series*

See Price List for Models

Legacy® Series*

See Price List for Models

Mounting Kits

Models: MKEZ81, MKEA81, MKLP81 (MKLP for Liberty II & Legacy Only)

Justice® Series

See Price List for Models

Freedom® IV Series*

See Price List for Models

Inner Edge® XLP Series

Models: IX37UF5P, IX37UF6P, IX37UFZ, IX37UFX, IW37UF6P, IW37UFX

Inner Edge RTX Series

Models: (2011-2016 Models) IE37LR8, IE37LRZ
(See Price List for Lighthouse and Tray Models)

* Replace symbol in model number with letter indicating lens color or LED color desired:

A = Amber; B = Blue; C = Clear/White; R = Red

Replace symbol in model number with letter indicating SPLIT lens or LED color desired:

D = Red/Clear; E = Blue/Clear; F = Amber/Clear J = Red/Blue; K = Red/Amber; M = Blue/Amber

* Available in Smoked Lens/Dome

Avenger® Series

Models: AVN1*, AVNS1*, AVNT1***, AVN2*, AVNS2*, AVNT2***

Dual Avenger

Model: AVN2LR**

SpitFire ION™

Models: SFION*, SFIOND, SFIONJ, SFIONE

PAR-46 Series*

Models: P46SLC, P46FLC, P46WLC, P46S2*, P46S2*3, P46S2X2

Vertex™ Series*

Models: VTX609*, VTX609#, VTX3609*, VTX3609#, VTXD609*, VTXD609#
(See price list for optional mounting)

V23™ V-Series™*

Models: V23*TPB, V23*TPC

M2 Series

Models: M2*, M2*C, M2#, M2W*, M2W*C, M2W#
(See price list for optional mounting)

Micron™ Series*

Models: MCRNS*, MCRNS#, MCRNSC*, MCRNSC#

Stud Mount Models: MCRNT*, MCRNT#

Option: MCRNB1

Micron License Plate Bracket

Model: MCRNB2

SideKick™ Series*

Models: SK02**, SK02JJ, SK02W**, SK02WJJ

V-Series Model: SK02V**



ION™ Series*

Universal Mount Models: ION*, ION#, IONW*, IONW#, IONW#, WION*, WION#, WIONW*, WIONW#

Surface Mount Models: IONSM*, IONSM#, IONSMW*, IONSMW#, WIONSM*, WIONSM#, WIONSW*, WIONSMW#, WIONSMC*, WIONSMCD

Option: IONBKT5

ION DUO™ & TRIO™ Series*

Models: I2#, I3JC, I3JA, I3KC, I3MC

Surface Mount Models: I2SM#, I3SMJC, I3SMJA, I3SMKC, I3SMMC

ION V-Series™*

Models: IONV3*, IONV3*W, IONSV3*, IONSV3*W, IONSV3*C, IONV1*, IONSV1*

NEW ION T-Series™*

Models: TLI*, TLI#, TLI2#

Options: TIONFC, TIONBKT1, TIONBKT3, TIONBKT4

ION & ION T-Series License Plate Bracket

Model: IONBKT1, **NEW** TIONBKT2

LINV2™ V-Series*

Model: LINV2* (See price list for optional mounting)

LINSV2™ V-Series*

Models: LINSV2*, LSVBKT37 (Bracket for 2011-2015)

Mirror-Beam™ & Mirror-Beam ION V-Series*

Models: MBCC11**, MBCC11JJ, VMCC11**

Interface Module

Model: PEIMCT13

Headlight and Taillight Flasher

Model: SSFP0S16

HHS Siren Series

Model: HHS2200

CanTrol® WC

Models: CANWC1, CANCTL1, CANCTL5, CANCTL6

CenCom Carbide™

Models: CCSRNT4F, CCSRNT4G, CCSRN4DA

CenCom Sapphire™

Models: CCSRN3, CCSRN35, CCSRNT35, CCSRNTA3, CCSRN36, CCSRNT36
(See price list for all models offered)

Howler™ Siren & Speaker

Model: HWLCC11

295LSA6 Hands-Free Electronic Siren

Model: 295LSA6 (standard switching)

295SSA1 & 295SDA1 Sirens

Model: 295SDA1

SA315P Siren Speaker

Model: SA315P

Option: SAK45

Tracer™ Series

SOLO™ Models: TCRHS (1-6)

DUO Models: TCRHD (1-6)

TRIO Models: TCRHT (1-6)

Mounting: TCRB37, TCRBKT



POLICE LIGHTING PACKAGE
2016 CHEVY CAPRICE

WHELEN[®]
ENGINEERING COMPANY, INC.

51 Winthrop Road, Chester, CT 06412-0684
860-526-9504
www.whelen.com

*Whelen Engineering reserves the right to upgrade
and improve products without notice.*

NASCAR[®] is the registered trademark of the
National Association for Stock Car Auto Racing, Inc.
© 2016 Whelen Engineering Company, Inc.
Printed in the U.S.A. Form No. 12499P - 08/16

ISO 9001 Registered QMS

WhelenENG

