



wieland

Relays



Excerpt from Master Catalogue
Relays

Specifically For You



General purpose power relay

interface

General purpose power relay
 For plug-in socket, 35mm DIN rail
 cURus approved
 Transparent housing
 Drop-in replacement for industry standard relays
 Other voltages on request







Standard Packaging

1 or 2 Pole Relay: 20 pcs / box | 30 boxes / carton
 Socket: 10 pcs / box | 40 boxes / carton

3 or 4 pole Relay: 10 pcs / box | 30 boxes / carton
 Socket: 10 pcs / box | 20 boxes / carton

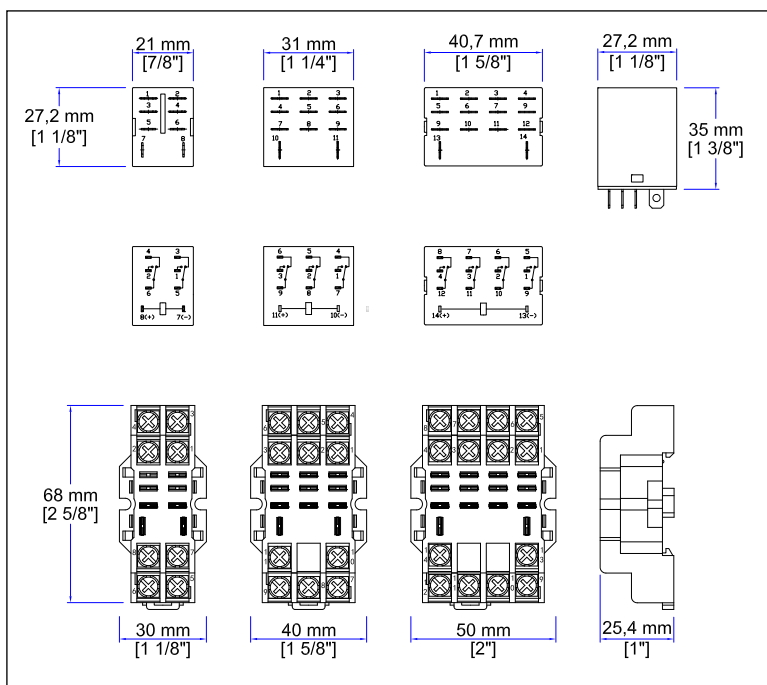
Clips Bags of 20 clips (Carton size varies)

Type	flare 1PDT	flare 2PDT	flare 3PDT	flare 4PDT
Max. Contact Voltage	1 pole 240 Vac / 28 Vdc	2 pole 240 Vac / 28 Vdc	3 pole 240 Vac / 28 Vdc	4 pole 240 Vac / 28 Vdc
Max. Contact Current	10A (*15A@125VAC)	10 A	10 A	10 A
Width	21 mm	21 mm	31 mm	41 mm
Approvals	 US	 US	 US	 US

Coil Voltage	34.110.0200.0	34.110.0204.0	34.110.0205.0	34.110.0209.0
12 Vdc LED Indication				
24 Vdc LED Indication	34.110.0201.0	34.110.0188.0	34.110.0206.0	34.110.0210.0
24 Vac LED Indication	34.110.0202.0	34.110.0185.0	34.110.0207.0	34.110.0211.0
120 Vac LED Indication	34.110.0203.0	34.110.0184.0	34.110.0208.0	34.110.0212.0

Relay Socket DIN rail and panel mount	34.110.0147.0	34.110.0147.0	34.110.0213.0	34.110.0214.0
Retaining Clip	34.110.0190.0	34.110.0190.0	34.110.0190.0	34.110.0190.0


Load Rating	15 A @ 240 VAC/28 VDC (1C) 10 A @ 240 VAC/28 VDC (2/3/4C)
MTBF Mechanical	1 × 10 ⁷
MTBF Electrical	1 × 10 ⁵
Operate Time	15 ms (Max)
Release Time	10 ms (Max)
Breakdown Voltage	1500VAC Between Coil & Contact 1000VAC Between Open Contacts
Insulation Resistance	100 MΩ (min)
Contact material	Silver Alloy
Ambient temperature	-20°C to 55°C
Shock Endurance	10 G
Shock Damage	100 G
Vibration Endurance	10 to 55Hz, 1.0mm
Vibration Damage	10 to 55Hz, 1.0mm



General purpose power relay

interface

High rating miniature PCB Relay.
 AC & DC coil are both available.
 UL/CUL and VDE approved.
 17A 277VAC SPDT.
 Low profile 15.7 mm
 RoHS approved
 Other voltages on request



Standard Packaging

- 34.244.0011.0, Package of 20
- 34.244.0016.0, Package of 20
- 34.244.0012.0, Package of 10
- 34.244.0015.0, Package of 10
- 34.244.0006.0, Package of 10

Type	flare 1PDT		
Max. Contact Voltage	1 pole		
Max. Contact Current	277 Vac / 30 Vdc		
Width	17 A*		
Approvals	12.5 mm		

Coil Voltage				
12 Vdc	34.244.0011.0			
24 Vdc	34.244.0016.0			
24 Vac	34.244.0012.0			
120 Vac	34.244.0015.0			

Relay Socket <small>Includes retaining clip</small>	34.244.0006.0			
---	---------------	--	--	--

Load Rating	17 A @ 277 VAC / 12 A @30 VDC
MTBF Mechanical	3×10 ⁷ operations
MTBF Electrical	1×10 ⁵ operations
Operate Time	20 ms (Max)
Release Time	10 ms (Max)
Breakdown Voltage	5000VAC Between Coil & Contact 1000VAC Between Open Contacts
Insulation Resistance	1000 MΩ
Contact material	AgNi / AgSnO alloy
Ambient temperature	-40°C to 70°C
Shock Endurance	10 G
Shock Damage	100 G
Vibration Endurance	10 to 55Hz, 1.5mm
Vibration Damage	10 to 55Hz, 1.5mm

