

selos WRT – the new generation of **high current terminals**

The **selos** WRT high current terminals are the new generation of ring lug terminals for safe and maintenance-free energy transmission.

A broad range and a clear focus on customer benefits makes **selos** WRT a robust solution for connecting conductors to 300 mm² and 520 A.

Features

- Rugged design
- Safe and maintenance-free
- Flexible potential distribution
- Reliable touch protection

Safe and maintenance-free

- High performance
- Up to 300 mm² / 520 A / 1000 V
- Maintenance-free screw connection
- Vibration-proof

Simple mounting

- On TS 35 or on the mounting plate
- Few parts – nut with integrated spring washer

Touch-proof application







- Cover easy to open and close
- Test opening – completely touch-proof voltage measurement
- Cover can be individually adapted

Flexible potential distribution

- Cross connectors for simple potential distribution up to nominal currents
- Multi-conductor connection possible, 2 cable lugs per connection point



High current terminals with screw connection

<p>WRT 35</p> <ul style="list-style-type: none"> • High current terminal block for mounting on TS 35 • Nominal cross-section 35 mm² • Bolt connection M6 	<table border="1"> <thead> <tr> <th>Description</th> <th>Type</th> <th>Part No.</th> <th>Std. Pack</th> </tr> </thead> <tbody> <tr> <td>High current terminal block</td> <td>WRT 35 / M6</td> <td>56.135.1055.0</td> <td>10</td> </tr> </tbody> </table>	Description	Type	Part No.	Std. Pack	High current terminal block	WRT 35 / M6	56.135.1055.0	10														
	Description	Type	Part No.	Std. Pack																			
	High current terminal block	WRT 35 / M6	56.135.1055.0	10																			
	General data																						
	Width / length / height (incl. TS 7.5)	27 mm / 107 mm / 51 mm																					
	Width / length / height (incl. TS 7.5 & cover)	27 mm / 131 mm / 60 mm																					
	Screw size	M6																					
	Approvals																						
	Technical data																						
	Cross section fine-stranded	IEC	UL	CSA																			
Cross section solid/stranded	2.5 - 50 mm ²																						
Cross-section, AWG		14 - 1/0	14 - 1/0																				
Rated current	125 A	130 A	130 A																				
Rated voltage	1000 V	1000 V	1000 V																				
Rated impulse voltage	8 kV																						
Pollution degree	3																						
Torque	3 - 6 Nm																						
<table border="1"> <thead> <tr> <th>Description</th> <th>Type</th> <th>Part No.</th> <th>Std. Pack</th> </tr> </thead> <tbody> <tr> <td colspan="4">Accessories</td> </tr> <tr> <td>Cover (2 piece/terminal required)</td> <td>AD WRT 35</td> <td>07.431.7053.8</td> <td>20</td> </tr> <tr> <td>Cross connector, for 2 terminals</td> <td>VB WRT 35-2</td> <td>07.201.1227.6</td> <td>5</td> </tr> <tr> <td>Cross connector, for 3 terminals</td> <td>VB WRT 35-3</td> <td>07.201.1327.6</td> <td>5</td> </tr> </tbody> </table>				Description	Type	Part No.	Std. Pack	Accessories				Cover (2 piece/terminal required)	AD WRT 35	07.431.7053.8	20	Cross connector, for 2 terminals	VB WRT 35-2	07.201.1227.6	5	Cross connector, for 3 terminals	VB WRT 35-3	07.201.1327.6	5
Description	Type	Part No.	Std. Pack																				
Accessories																							
Cover (2 piece/terminal required)	AD WRT 35	07.431.7053.8	20																				
Cross connector, for 2 terminals	VB WRT 35-2	07.201.1227.6	5																				
Cross connector, for 3 terminals	VB WRT 35-3	07.201.1327.6	5																				
<p>WRT 70</p> <ul style="list-style-type: none"> • High current terminal block for mounting on TS 35 • Nominal cross-section 70 mm² • Bolt connection M8 	<table border="1"> <thead> <tr> <th>Description</th> <th>Type</th> <th>Part No.</th> <th>Std. Pack</th> </tr> </thead> <tbody> <tr> <td>High current terminal block</td> <td>WRT 70</td> <td>56.170.1055.0</td> <td>10</td> </tr> </tbody> </table>	Description	Type	Part No.	Std. Pack	High current terminal block	WRT 70	56.170.1055.0	10														
	Description	Type	Part No.	Std. Pack																			
	High current terminal block	WRT 70	56.170.1055.0	10																			
	General data																						
	Width / length / height (incl. TS 7.5)	32 mm / 132 mm / 61 mm																					
	Width / length / height (incl. TS 7.5 & cover)	32 mm / 180 mm / 70 mm																					
	Screw size	M8																					
	Approvals																						
	Technical data																						
	Cross section fine-stranded	IEC	UL	CSA																			
Cross section solid/stranded	2.5 - 95 mm ²																						
Cross-section, AWG		14 - 3/0	14 - 3/0																				
Rated current	192 A	175 A	175 A																				
Rated voltage	1000 V	1000 V	1000 V																				
Rated impulse voltage	8 kV																						
Pollution degree	3																						
Torque	6 - 12 Nm																						
<table border="1"> <thead> <tr> <th>Description</th> <th>Type</th> <th>Part No.</th> <th>Std. Pack</th> </tr> </thead> <tbody> <tr> <td colspan="4">Accessories</td> </tr> <tr> <td>Cover (2 piece/terminal required)</td> <td>AD WRT 70</td> <td>07.431.7153.8</td> <td>20</td> </tr> <tr> <td>Cross connector, for 2 terminals</td> <td>VB WRT 70-2</td> <td>07.201.3227.6</td> <td>5</td> </tr> <tr> <td>Cross connector, for 3 terminals</td> <td>VB WRT 70-3</td> <td>07.201.3327.6</td> <td>5</td> </tr> </tbody> </table>				Description	Type	Part No.	Std. Pack	Accessories				Cover (2 piece/terminal required)	AD WRT 70	07.431.7153.8	20	Cross connector, for 2 terminals	VB WRT 70-2	07.201.3227.6	5	Cross connector, for 3 terminals	VB WRT 70-3	07.201.3327.6	5
Description	Type	Part No.	Std. Pack																				
Accessories																							
Cover (2 piece/terminal required)	AD WRT 70	07.431.7153.8	20																				
Cross connector, for 2 terminals	VB WRT 70-2	07.201.3227.6	5																				
Cross connector, for 3 terminals	VB WRT 70-3	07.201.3327.6	5																				
<p>WRT 120</p> <ul style="list-style-type: none"> • High current terminal block for mounting on TS 35 • Nominal cross-section 120 mm² • Bolt connection M10 	<table border="1"> <thead> <tr> <th>Description</th> <th>Type</th> <th>Part No.</th> <th>Std. Pack</th> </tr> </thead> <tbody> <tr> <td>High current terminal block</td> <td>WRT 120</td> <td>56.197.1055.0</td> <td>5</td> </tr> </tbody> </table>	Description	Type	Part No.	Std. Pack	High current terminal block	WRT 120	56.197.1055.0	5														
	Description	Type	Part No.	Std. Pack																			
	High current terminal block	WRT 120	56.197.1055.0	5																			
	General data																						
	Width / length / height (incl. TS 7.5)	42 mm / 133 mm / 72 mm																					
	Width / length / height (incl. TS 7.5 & cover)	42 mm / 226 mm / 80 mm																					
	Screw size	M10																					
	Approvals																						
	Technical data																						
	Cross section fine-stranded	IEC	UL	CSA																			
Cross section solid/stranded	to 120 mm ²																						
Cross-section, AWG		10 - 250 kcmil	10 - 250 kcmil																				
Rated current	269 A	225/310 A *)	225/310 A *)																				
Rated voltage	1000 V	1000 V	1000 V																				
Rated impulse voltage	8 kV																						
Pollution degree	3																						
Torque	10 - 20 Nm																						
<table border="1"> <thead> <tr> <th>Description</th> <th>Type</th> <th>Part No.</th> <th>Std. Pack</th> </tr> </thead> <tbody> <tr> <td colspan="4">Accessories</td> </tr> <tr> <td>Cover (2 piece/terminal required)</td> <td>AD WRT 120</td> <td>07.431.7253.8</td> <td>10</td> </tr> <tr> <td>Cross connector, for 2 terminals</td> <td>VB WRT 120-2</td> <td>07.201.5227.6</td> <td>5</td> </tr> <tr> <td>Cross connector, for 3 terminals</td> <td>VB WRT 120-3</td> <td>07.201.5327.6</td> <td>5</td> </tr> </tbody> </table>				Description	Type	Part No.	Std. Pack	Accessories				Cover (2 piece/terminal required)	AD WRT 120	07.431.7253.8	10	Cross connector, for 2 terminals	VB WRT 120-2	07.201.5227.6	5	Cross connector, for 3 terminals	VB WRT 120-3	07.201.5327.6	5
Description	Type	Part No.	Std. Pack																				
Accessories																							
Cover (2 piece/terminal required)	AD WRT 120	07.431.7253.8	10																				
Cross connector, for 2 terminals	VB WRT 120-2	07.201.5227.6	5																				
Cross connector, for 3 terminals	VB WRT 120-3	07.201.5327.6	5																				
*) field/factory wiring																							

WRT 185

- High current terminal block for mounting on TS 35
- Nominal cross-section 185 mm²
- Bolt connection M12



Description	Type	Part No.	Std. Pack
High current terminal block	WRT 185	56.198.1055.0	5

General data

Width / length / height (incl. TS 7.5)	55 mm / 164 mm / 78 mm		
Width / length / height (incl. TS 7.5 & cover)	55 mm / 288 mm / 90 mm		
Screw size	M12		
Approvals			

Technical data

	IEC	UL	CSA
Cross section fine-stranded	to 185 mm ²		
Cross section solid/stranded	10 - 240 mm ²		
Cross-section, AWG		8 - 500 kcmil	8 - 500 kcmil
Rated current	353 A	380 A	380 A
Rated voltage	1000 V	1000 V	1000 V
Rated impulse voltage	8 kV		
Pollution degree	3		
Torque	14 - 31 Nm		

Description	Type	Part No.	Std. Pack
-------------	------	----------	-----------

Accessories

Cover (2 piece/terminal required)	AD WRT 185/300	07.431.7353.8	10
Cross connector, for 2 terminals	VB WRT 185-2	07.201.7227.6	5
Cross connector, for 3 terminals	VB WRT 185-3	07.201.7327.6	5

WRT 300

- High current terminal block for mounting on TS 35
- Nominal cross-section 300 mm²
- Bolt connection M16



Description	Type	Part No.	Std. Pack
High current terminal block	WRT 300	56.199.1055.0	5

General data

Width / length / height (incl. TS 7.5)	55 mm / 164 mm / 78 mm		
Width / length / height (incl. TS 7.5 & cover)	55 mm / 288 mm / 90 mm		
Screw size	M16		
Approvals			

Technical data

	IEC	UL	CSA
Cross section fine-stranded	to 300 mm ²		
Cross section solid/stranded	25 - 240 mm ²		
Cross-section, AWG		6 - 600 kcmil	6 - 600 kcmil
Rated current	520 A	420/510 A *)	420/510 A *)
Rated voltage	1000 V	1000 V	1000 V
Rated impulse voltage	8 kV		
Pollution degree	3		
Torque	25 - 60 Nm		


Description	Type	Part No.	Std. Pack
-------------	------	----------	-----------

Accessories

Cover (2 piece/terminal required)	AD WRT 185/300	07.431.7353.8	10
Cross connector, for 2 terminals	VB WRT 300-2	07.201.9227.6	5
Cross connector, for 3 terminals	VB WRT 300-3	07.201.9327.6	5

*) field / factory wiring

High current terminal blocks with screw connection



selos POWER LINE is designed for use in mechanical and plant engineering, railway, and battery applications.

Wieland offers a program which was especially developed for high current applications. The portfolio includes feed through blocks and ring lug terminals. The RFK type feed through blocks include four different cross sections between 95 and 240 mm² with different types of connection (e.g., rising cage or ring lug connection).

Ring lug terminals augment the **selos** POWER LINE product line. Blocks with ring lug sizes from M 6 to M 12 are available for the connection of wires with crimped cable lugs.


Extensive accessories optimize the **selos** POWER LINE for a wide variety of applications.

Technical data as per EN 60947-7:

Rated cross section: 95 mm² - 240 mm²


Rated current: up to 415 A

Rated voltage: 1000 V



High current blocks, type RFK

- Up to 240 mm² rated cross section
- Cable connection via ring lug connection technology, direct connection with rising cage or hybrid solutions
- Current carrying and cross connectors made of E-Cu
- Screws maintain torque via clamping body design, as well as lock washers




Lug ring connection blocks

- For the connection of cable lugs in versions from M 6 to M 12
- Screws maintain torque via lock washers
- Approved for international rail transportation standards



Accessories for **selos** POWER

- Covers for provision of protection against accidental touch
- Cross connectors made of E-Cu; 2, 3 and 4-pole
- Partition plates for visual and electrical separation
- All components can be marked with the standard Wieland marking system



Mounting notice

- When tightening the block screws, we recommend countering by holding the wire to avoid deformation of the mounting rail and to keep the foot of the block free of torsional forces.

BK M .../35

- Ring lug terminal for mounting on TS 35



Description	Type	Part No.	Std. Pack	
Ring lug terminal	BK M 6/35	32.530.0053.0	25	
	BK M 8/35	32.540.0053.0	25	
	BK M 10/35	32.550.0053.0	25	
	BK M 12/35	32.560.0053.0	25	
General data				
Approvals				
Technical data	BK M 6	BK M 8	BK M 10	BK M 12
Width / height	19 x 56	24 x 65	35 x 72	35 x 74
Rated current	125 A	150 A	265 A	265 A
Rated voltage	1000 V / 8 kV / 3 with partition TW BK			
Accessories				
Partition	Type	Part No.	Std. Pack	
	for BK M 6	TW BK M 6/35	07.340.3553.0	25
	for BK M 8	TW BK M 8/35	07.340.3653.0	25
	for BK M 10	TW BK M 10-12/35	07.340.3753.0	25
	for BK M 12	TW BK M 10-12/35	07.340.3753.0	25
Cross connector for tab connection blocks, from E-Cu				
	for 2 blocks BK M 6	VB BK M 6/35-2	07.205.5227.0	20
	for 3 blocks BK M 6	VB BK M 6/35-3	07.205.5327.0	10
	for 2 blocks BK M 8	VB BK M 8/35-2	07.205.7227.0	20
	for 3 blocks BK M 8	VB BK M 8/35-3	07.205.7327.0	10
	for 2 blocks BK M 10	VB BK M 10/35-2	07.205.8227.0	20
	for 3 blocks BK M 10	VB BK M 10/35-3	07.205.8327.0	10
	for 2 blocks BK M 12	VB BK M 12/35-2	07.205.9227.0	20
	for 3 blocks BK M 12	VB BK M 12/35-3	07.205.9327.0	10
Cover				
	for BK M 6	AD BK M 6-8/35	04.304.0181.0	1
	for BK M 8	AD BK M 6-8/35	04.304.0181.0	1
	for BK M 10	AD BK M 10-12/35	04.304.0281.0	1
	for BK M 12	AD BK M 10-12/35	04.304.0281.0	1
Installation clip for cover		05.564.0753.0	10	

High current blocks with screw connection

RFK 1/95... S35


- High current block for mounting on TS 35
- Nominal cross section 95 mm²



Description	Type	Part No.	Std. Pack	
Feed-through block, gray	F	RFK 1/95 F S 35	56.395.0055.0	10
	K	RFK 1/95 K S 35	56.395.0155.0	10
	FK	RFK 1/95 FK S 35	56.395.0255.0	10
	FM	RFK 1/95 FM S 35	56.395.1055.0	10
	FMK	RFK 1/95 FMK S 35	56.395.1255.0	10
General data				
Width / length / height, incl. TS 7.5	see list p. 53			
Wire strip length	27 mm			
Approvals				
Technical data	IEC	UL	CSA	
	EN 60947-7-1			
Cross section fine-stranded	16–95 mm ²			
Cross section solid/stranded	16–95 mm ²			
Cross section, AWG		6-3/0	6-3/0	
Rated current	250 A	200 A	200 A	
Rated voltage	1000 V	600 V	600 V	
Rated impulse voltage	8 kV			
Pollution degree	3			
Accessories				
Cover for RFK 1/..., yellow	Type	Part No.	Std. Pack	
	AD RFK 95	Z7.409.5753.0	10	
Partition/end plate	2.8 mm thick TE/RFK 1/95	07.340.0353.0	50	
Cross connector, from E-Cu	for 2 blocks VB RFK 1/95/2/32	07.205.1227.0	20	
	for 3 blocks VB RFK 1/95/3/32	07.205.1327.0	10	
	for 4 blocks VB RFK 1/95/4/32	07.205.1427.0	10	

RFK 1/150... S35


- High current block for mounting on TS 35
- Nominal cross section 150 mm²



Description	Type	Part No.	Std. Pack	
Feed-through block, gray	F	RFK 1/150 F S35	56.397.0055.0	10
	K	RFK 1/150 K S35	56.397.0155.0	10
	FK	RFK 1/150 FK S35	56.397.0255.0	10
	FM	RFK 1/150 FM S35	56.397.1055.0	10
	FMK	RFK 1/150 FMK S35	56.397.1255.0	10
General data				
Width / length / height, incl. TS 7.5	see list p. 53			
Wire strip length	27 mm			
Approvals				
Technical data	IEC	UL	CSA	
	EN 60947-7-1			
Cross section fine-stranded	70–150 mm ²			
Cross section solid/stranded	70–150 mm ²			
Cross section, AWG		0 - 300 kcmil	0 - 300 kcmil	
Rated current	335 A	275 A	300 A	
Rated voltage	1000 V	600 V	600 V	
Rated impulse voltage	8 kV			
Pollution degree	3			
Accessories				
Cover for RFK 1/..., yellow	Type	Part No.	Std. Pack	
	AD RFK 150 - 240	Z7.409.5853.0	10	
Partition/end plate	2.8 mm thick TE/RFK 1/150 - 240 PA	07.340.1053.0	50	
Cross connector, from E-Cu	for 2 blocks VB RFK 1/185/2	07.201.4227.0	10	
	for 3 blocks VB RFK 1/185/3	07.201.4327.0	10	
	for 4 blocks VB RFK 1/185/4	07.201.4427.0	10	

RFK 1/185... S35

- High current block for mounting on TS 35
- Nominal cross section 185 mm²



Description	Type	Part No.	Std. Pack
Feed-through block, gray	F RFK 1/185 F S 35	56.398.0055.0	10
	FM RFK 1/185 FM S 35	56.398.1055.0	10
General data			
Width / length / height, incl. TS 7.5	see list		
Wire strip length	27 mm		
Approvals			
Technical data		IEC	UL CSA
For use with insulating sleeves	EN 60947-7-1		
Cross section fine-stranded	70–200 mm ²		
Cross section solid/stranded	70–200 mm ²		
Cross section, AWG		0 - 400 kcmil	0 - 400 kcmil
Rated current	353 A	375 A	375 A
Rated voltage	1000 V	600 V	600 V
Rated impulse voltage	8 kV		
Pollution degree	3		
Accessories			
Cover for RFK 1/..., yellow	Type AD RFK 150 - 240	Part No. Z7.409.5853.0	Std. Pack 10
Partition/end plate	2.8mm thick TE/RFK 1/150 - 240 PA	07.340.1053.0	50
Cross connector, for 2 blocks	VB RFK 1/185/2	07.201.4227.0	10
from E-Cu for 3 blocks	VB RFK 1/185/3	07.201.4327.0	10
for 4 blocks	VB RFK 1/185/4	07.201.4427.0	10

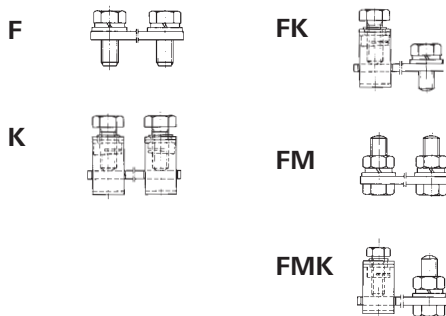
RFK 1/240... S35

- High current block for mounting on TS 35
- Nominal cross section 240 mm²
- *) Use only cable lugs type DIN 46234



Description	Type	Part No.	Std. Pack
Feed-through block, gray	F RFK 1/240 F S 35*)	56.399.0055.0	10
	K RFK 1/240 K S 35	56.399.0155.0	10
	FK RFK 1/240 FK S 35*)	56.399.0255.0	10
	FM RFK 1/240 FM S 35*)	56.399.1055.0	10
	FMK RFK 1/240 FMK S 35*)	56.399.1255.0	10
General data			
Width / length / height, incl. TS 7.5	see list		
Wire strip length	27 mm		
Approvals			
Technical data		IEC	UL CSA
For use with insulating sleeves	EN 60947-7-1		
Cross section fine-stranded	70–240 mm ²		
Cross section solid/stranded	70–240 mm ²		
Cross section, AWG		0 - 500 kcmil	3/0 - 500 kcmil
Rated current	415 A	375 A	425 A
Rated voltage	1000 V	600 V	600 V
Rated impulse voltage	8 kV		
Pollution degree	3		
Accessories			
Cover for RFK 1/..., yellow	Type AD RFK 150 - 240	Part No. Z7.409.5853.0	Std. Pack 10
Partition/end plate	2.8mm thick TE/RFK 1/150 - 240 PA	07.340.1053.0	50
Cross connector, for 2 blocks	VB RFK 1/240/2	07.201.8227.0	10
from E-Cu for 3 blocks	VB RFK 1/240/3	07.201.8327.0	10
for 4 blocks	VB RFK 1/240/4	07.201.8427.0	10

Configurations



mm ²	Type	Screw	Width mm	Length mm	Height, incl. TS 7.5 mm
95	F	M10	32	92	55
	FM	M10	32	92	65
	K, FK, FMK	M10	32	92	78
150	F	M12	42	92	55
	K, FK, FMK	M12	42	92	78
185	F	M12	42	92	55
	FM	M12	42	92	70
240	F	M12	42	92	55
	FM	M12	42	92	77
	K, FK, FMK	M12	42	92	93