




V-BITE® Type F Connectors

Type F Edge-Mount PCB






Product Description

V-Bite® Edge-Mount Type F PCB Connectors feature a unique and patented design that provides ease of assembly, outstanding RF performance, and superior mechanical strain relief.

V-Bite® Edge-Mount Type F connectors can be used in a wide range of applications including Broadcast, Telecommunications, Test and Measurement, Security, and Medical equipment.

V-Bite® Edge-Mount Type F PCB connectors snap into the printed circuit board and are held securely in position prior to soldering. Connector bodies are notched where they attach to the board, which helps to provide excellent strain relief and prevent fatigue to the solder joints during connector mating and unmating.

The edge-mount design utilizes a straight SMT contact for the RF signal that yields optimal performance versus a right-angle through-hole PCB connector.



- V-Bite® Edge-Mount connectors feature a semi-circle shaped spring contact staked into a groove at the rear of the connector.
- V-Bite® Edge-Mount connectors are fast and simple to install. Simply place the connector at a 45-degree angle to the PCB. Insert the PCB into the notched opening and push down onto the connector to seat it firmly in place.
- Once installed, V-Bite® Edge-Mount connectors are ready to be soldered and do not require special fixtures to hold the connectors in true position.

Specifications

Electrical

Impedance: 75 Ohms
 Frequency Range: 0 – 1 GHz
 Working Voltage: 500 VRMS at sea level
 Dielectric
 Withstanding Voltage: 1000 VRMS at sea level
 VSWR: Straight: 1.5 Max

 Contact Resistance: Center Contact: ≤ 3 Milliohms

 Insulation Resistance: 5000 Meg Ohms Min

Environmental

Temperature Range: - 40° C to + 65° C

Material

Body: Brass Nickel Plated
 Female Contact: Phosphor Bronze / BECU
 Gold / Tin Plated
 Insulator: PTFE

Mechanical

Shock: 30 G
 Coupling Mating Torque: 15-20 in-lbs.
 Durability: 500 Cycles Min

Part Numbers

Part Number	Description	PCB Contact Type	PCB Thickness	Frequency Range
861V509E	F Jack, Edge-Mount	Tab	0.062 inch	0-1 GHz
861V509ER	F Jack, Edge-Mount	Round Pin with Flat	0.062 inch	0-1 GHz
861V509ER6	F Jack, Edge-Mount	Round Pin	0.062 inch	0-3 GHz
861VUS509ER6093	F Jack, Edge-Mount, Undershield	Round Pin	0.093 inch	0-1 GHz
861VH509ER6	F Jack, Edge-Mount	Round Pin	0.062 inch	0-5 GHz

Mounting Hardware:

Lockwasher: 864LW

Hex Nut: 864NT



Winchester Electronics
 199 Park Road Extension, Suite 104
 Middlebury, Connecticut 06762
 203.741.5400 Phone
 203.741.5500 Fax
www.winchesterelectronics.com