

FEATURES

- 0603 AND 0805 CASE SIZES
- HIGH DC CURRENT AND LOW DC RESISTANCE
- REFLOW SOLDERING APPLICABLE
- PACKAGE FOR AUTOMATIC PICK-PLACE



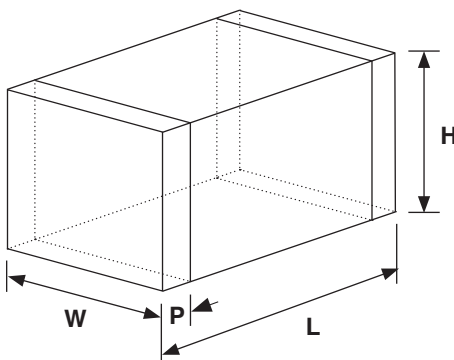
SPECIFICATIONS

| Specifications | Case Size | |
|---|--|--------------------------|
| | 0603 | 0805 |
| Inductance Range | 0.1 μ H ~ 10 μ H | 0.1 μ H ~ 10 μ H |
| Inductance Tolerance | \pm 20% (M), \pm 30% (N) | |
| Operating Temperature Range | -40°C ~ +85°C | |
| Self Resonant Frequency, DC Resistance, Rated DC Current and Inductance Tolerance | See Standard Values and Specifications Table | |

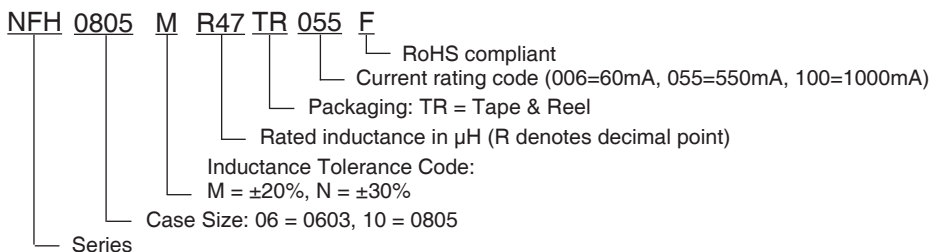
Note: Extended values, tolerances, and enhanced versions are available please contact NIC for more details.

DIMENSIONS (mm)

| Case Size | L | W | H | P |
|-----------|----------------|----------------|----------------|---------------|
| NFH0603 | 1.6 \pm 0.15 | 0.8 \pm 0.15 | 0.8 \pm 0.15 | 0.3 \pm 0.2 |
| NFH0805 | 2.0 +0.3/-0.1 | 1.25 \pm 0.2 | 0.85 \pm 0.2 | 0.5 \pm 0.3 |
| | | | 1.25 \pm 0.2 | |



PART NUMBER SYSTEM



NFH0603 SERIES

0603 CASE SIZE

| Part Number | Inductance (μH) | Tolerance | Test Frequency (MHz) | SRF min. (MHz) | DCR (Ω) | DC Current (mA) |
|-------------------|------------------------------|--------------------------------|----------------------|----------------|------------------|-----------------|
| NFH0603_R10TR070F | 0.1 | $\pm 20\%$ (M), $\pm 30\%$ (N) | 1 | 240 | $0.14 \pm 30\%$ | 700 |
| NFH0603_R22TR055F | 0.22 | $\pm 20\%$ (M), $\pm 30\%$ (N) | 1 | 150 | $0.27 \pm 30\%$ | 550 |
| NFH0603_R47TR040F | 0.47 | $\pm 20\%$ (M), $\pm 30\%$ (N) | 1 | 105 | $0.42 \pm 30\%$ | 400 |
| NFH0603_1R0TR019F | 1.0 | $\pm 20\%$ (M), $\pm 30\%$ (N) | 1 | 75 | $0.20 \pm 30\%$ | 190 |
| NFH0603_2R2TR014F | 2.2 | $\pm 20\%$ (M), $\pm 30\%$ (N) | 1 | 50 | $0.40 \pm 30\%$ | 140 |
| NFH0603_4R7TR010F | 4.7 | $\pm 20\%$ (M), $\pm 30\%$ (N) | 1 | 35 | $0.60 \pm 30\%$ | 100 |
| NFH0603_100TR005F | 10 | $\pm 20\%$ (M), $\pm 30\%$ (N) | 1 | 20 | $0.90 \pm 30\%$ | 50 |

Note: Extended values, tolerances, and enhanced versions are available please contact NIC for more details.

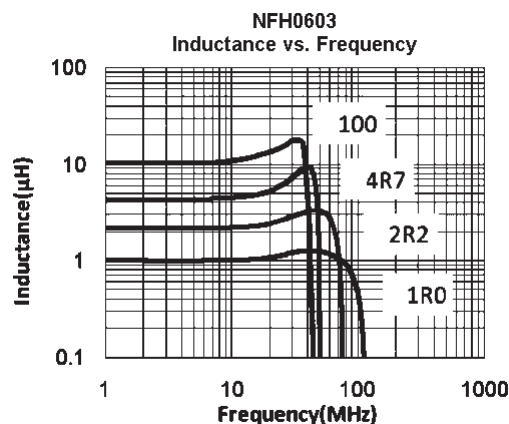
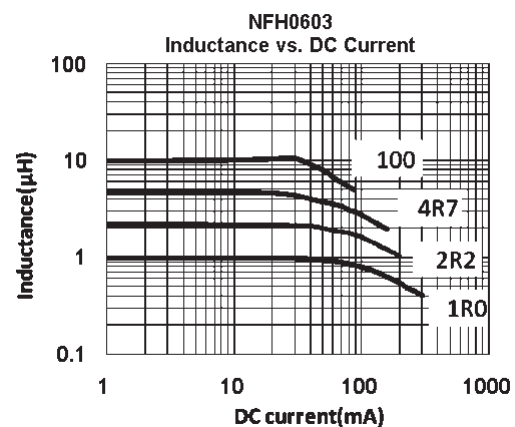
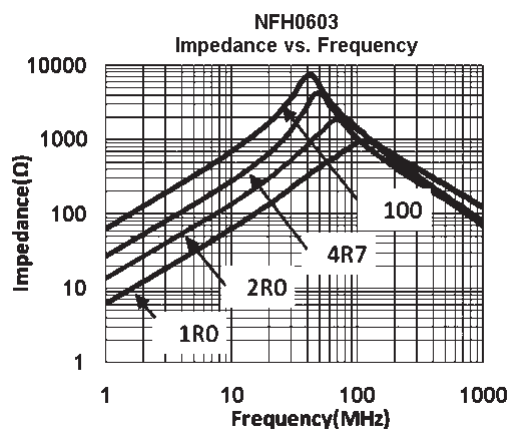
NFH0805 SERIES

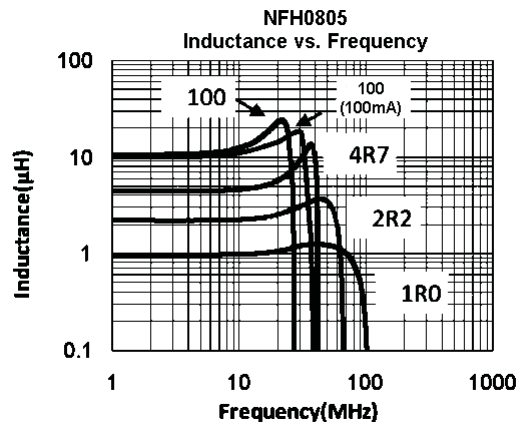
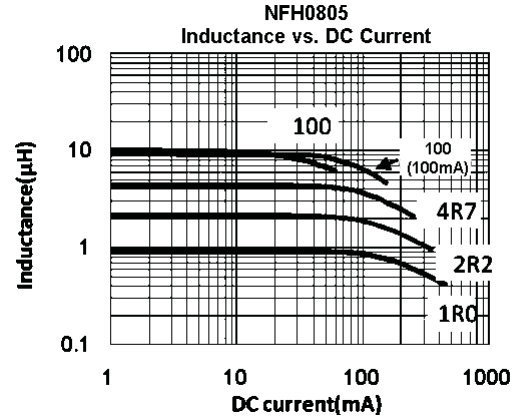
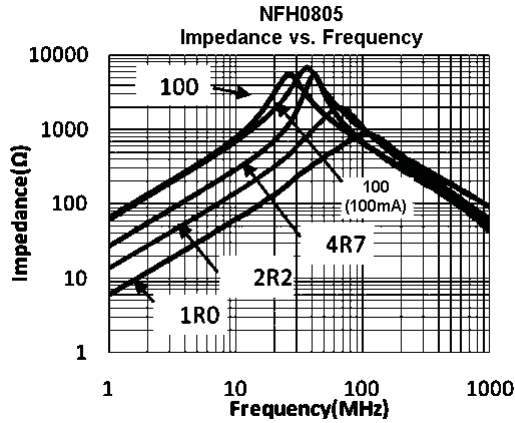
0805 CASE SIZE

| Part Number | Inductance (μH) | Tolerance | Test Frequency (MHz) | SRF min. (MHz) | DCR (Ω) | DC Current (mA) |
|--------------------|------------------------------|--------------------------------|----------------------|----------------|------------------|-----------------|
| NFH0805_R10TR100F | 0.1 | $\pm 20\%$ (M), $\pm 30\%$ (N) | 1 | 235 | $0.07 \pm 30\%$ | 1000 |
| NFH0805_R22TR080F | 0.22 | $\pm 20\%$ (M), $\pm 30\%$ (N) | 1 | 170 | $0.13 \pm 30\%$ | 800 |
| NFH0805_R47TR055F | 0.47 | $\pm 20\%$ (M), $\pm 30\%$ (N) | 1 | 125 | $0.18 \pm 30\%$ | 550 |
| NFH0805_1R0TR030F | 1.0 | $\pm 20\%$ (M), $\pm 30\%$ (N) | 1 | 75 | $0.20 \pm 30\%$ | 300 |
| NFH0805_2R2TR022F | 2.2 | $\pm 20\%$ (M), $\pm 30\%$ (N) | 1 | 50 | $0.28 \pm 30\%$ | 220 |
| NFH0805_4R7TR018F | 4.7 | $\pm 20\%$ (M), $\pm 30\%$ (N) | 1 | 25 | $0.30 \pm 30\%$ | 180 |
| NFH0805_100TR006F* | 10 | $\pm 20\%$ (M), $\pm 30\%$ (N) | 1 | 15 | $0.50 \pm 30\%$ | 60 |
| NFH0805_100TR010F* | 10 | $\pm 20\%$ (M), $\pm 30\%$ (N) | 1 | 20 | $0.50 \pm 30\%$ | 100 |

Note: Extended values, tolerances, and enhanced versions are available please contact NIC for more details.

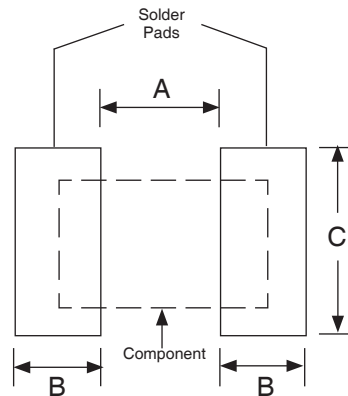
*Thickness dimension for these part number is $1.25\text{mm} \pm 0.2\text{mm}$



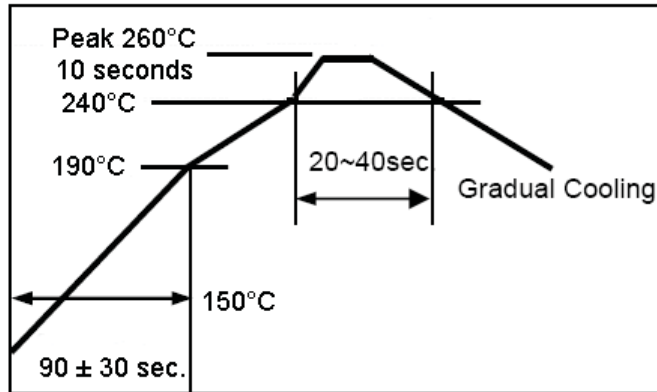


LAND PATTERN DIMENSIONS

| Series | A | B | C |
|---------|-----------|-----------|-----------|
| NFH0603 | 0.6 ~ 0.8 | 0.6 ~ 0.8 | 0.6 ~ 0.8 |
| NFH0805 | 0.8 ~ 1.2 | 0.8 ~ 1.2 | 0.9 ~ 1.6 |



REFLOW SOLDERING PROFILE



TAPE AND REEL DIMENSIONS (mm)

| TYPE | A | B | Reel Qty |
|----------------------------|------|------|----------|
| NFH0603 | 1.00 | 1.80 | 4,000 |
| NFH0805 (0.85mm thickness) | 1.50 | 2.30 | 4,000 |
| NFH0805 (1.25mm thickness) | 1.50 | 2.30 | 3,000 |

TAPE AND REEL PACKAGING (mm)

